

Circuito de Barcelona
Formula Regional European Championship
Race - 2
Final Results



Cls	Nº	Driver	Nat	Competitor	Nat	Rookie	Cls	Laps	Total Time	Gap	Interval	Km/h	Best	Time	Km/h
1	6	Oliver Rasmussen	DNK	Prema Powerteam	ITA	R	1	19	32:36.010			162.7	10	1:42.238	163.9
2	62	Dennis Hauger	NOR	Van Amersfoort Racing	NLD			19	32:36.467	0.457	0.457	162.7	10	1:42.362	163.7
3	3	Pierre-Louis Chovet	FRA	Van Amersfoort Racing	NLD	R	2	19	32:39.205	3.195	2.738	162.5	5	1:42.371	163.6
4	5	Patrick Pasma	FIN	Kic Motorsport	FIN			19	32:42.472	6.462	3.267	162.2	7	1:42.434	163.5
5	14	Arthur Leclerc	MC	Prema Powerteam	ITA	R	3	19	32:44.092	8.082	1.620	162.1	6	1:42.390	163.6
6	10	Gianluca Petecof	BRA	Prema Powerteam	ITA	R	4	19	32:56.877	20.867	12.785	161.0	11	1:43.189	162.4
7	33	Henrion Gillian	FRA	Gillian Track Events GTE	FRA	R	5	19	33:01.139	25.129	4.262	160.7	12	1:43.385	162.0
8	15	Matteo Nannini	ITA	Monolite Racing	ITA			19	33:01.713	25.703	0.574	160.6	12	1:43.316	162.2
9	55	Jamie Laura Chadwick	GBR	Prema Powerteam	ITA			19	33:03.735	27.725	2.022	160.5	4	1:43.670	161.6
10	40	Konsta Lappalainen	FIN	Kic Motorsport	FIN			19	33:16.683	40.673	12.948	159.4	5	1:43.687	161.6
11	41	Emidio Pesce	ITA	DR Formula RP Motorsport	PRT	R	6	19	33:18.869	42.859	2.186	159.2	5	1:43.698	161.6

Fastest lap Oliver Rasmussen in 1:42.238 at 163.9 Km/h in lap 10

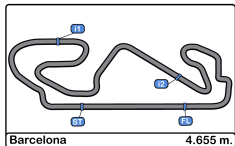
Published at:.....

Track Temp: **22.7 °C** Air Temp: **20.4 °C** Humidity: **63 %** Track Status: **DRY**

Stewards:

Race Director:

Timekeeper:



Circuito de Barcelona
Formula Regional European Championship
Race - 2
Provisional Results



Cls	Nº	Driver	Nat	Competitor	Nat	Rookie	Cls	Laps	Total Time	Gap	Interval	Km/h	Best	Time	Km/h
1	6	Oliver Rasmussen	DNK	Prema Powerteam	ITA	R	1	19	32:36.010			162.7	10	1:42.238	163.9
2	62	Dennis Hauger	NOR	Van Amersfoort Racing	NLD			19	32:36.467	0.457	0.457	162.7	10	1:42.362	163.7
3	3	Pierre-Louis Chovet	FRA	Van Amersfoort Racing	NLD	R	2	19	32:39.205	3.195	2.738	162.5	5	1:42.371	163.6
4	5	Patrick Pasma	FIN	Kic Motorsport	FIN			19	32:42.472	6.462	3.267	162.2	7	1:42.434	163.5
5	14	Arthur Leclerc	MC	Prema Powerteam	ITA	R	3	19	32:44.092	8.082	1.620	162.1	6	1:42.390	163.6
6	10	Gianluca Petecof	BRA	Prema Powerteam	ITA	R	4	19	32:56.877	20.867	12.785	161.0	11	1:43.189	162.4
7	33	Henrion Gillian	FRA	Gillian Track Events GTE	FRA	R	5	19	33:01.139	25.129	4.262	160.7	12	1:43.385	162.0
8	15	Matteo Nannini	ITA	Monolite Racing	ITA			19	33:01.713	25.703	0.574	160.6	12	1:43.316	162.2
9	55	Jamie Laura Chadwick	GBR	Prema Powerteam	ITA			19	33:03.735	27.725	2.022	160.5	4	1:43.670	161.6
10	40	Konsta Lappalainen	FIN	Kic Motorsport	FIN			19	33:16.683	40.673	12.948	159.4	5	1:43.687	161.6
11	41	Emidio Pesce	ITA	DR Formula RP Motorsport	PRT	R	6	19	33:18.869	42.859	2.186	159.2	5	1:43.698	161.6

Fastest lap Oliver Rasmussen in 1:42.238 at 163.9 Km/h in lap 10

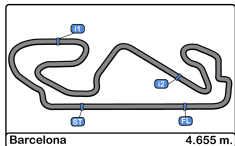
Published at:.....

Track Temp: **22.7 °C** Air Temp: **20.4 °C** Humidity: **63 %** Track Status: **DRY**

Stewards:

Race Director:

Timekeeper:



Circuito de Barcelona
Formula Regional European Championship
Race - 2
Provisional Results by Class



Cla	Nº	Driver	Nat	Competitor	Nat	Rookie	Cls	Laps	Total Time	Gap	Interval	Km/h	Best	Time	Km/h
1	62	Dennis Hauger	NOR	Van Amersfoort Racing				19	32:36.467			162.7	10	1:42.362	163.7
2	5	Patrick Pasma	FIN	Kic Motorsport				19	32:42.472	6.462	6.005	162.2	7	1:42.434	163.5
3	15	Matteo Nannini	ITA	Monolite Racing				19	33:01.713	25.703	19.241	160.6	12	1:43.316	162.2
4	55	Jamie Laura	GBR	Prema Powerteam				19	33:03.735	27.725	2.022	160.5	4	1:43.670	161.6
5	40	Konsta Lappalainen	FIN	Kic Motorsport				19	33:16.683	40.673	12.948	159.4	5	1:43.687	161.6
Rookie															
1	6	Oliver Rasmussen	DNK	Prema Powerteam		R	1	19	32:36.010			162.7	10	1:42.238	163.9
2	3	Pierre-Louis Chovet	FRA	Van Amersfoort Racing		R	2	19	32:39.205	3.195	3.195	162.5	5	1:42.371	163.6
3	14	Arthur Leclerc	MC	Prema Powerteam		R	3	19	32:44.092	8.082	4.887	162.1	6	1:42.390	163.6
4	10	Gianluca Petecof	BRA	Prema Powerteam		R	4	19	32:56.877	20.867	12.785	161.0	11	1:43.189	162.4
5	33	Henrion Gillian	FRA	Gillian Track Events GTE		R	5	19	33:01.139	25.129	4.262	160.7	12	1:43.385	162.0
6	41	Emidio Pesce	ITA	DR Formula RP Motorsport		R	6	19	33:18.869	42.859	17.730	159.2	5	1:43.698	161.6

Fastest lap Oliver Rasmussen in 1:42.238 at 163.9 Km/h in lap 10

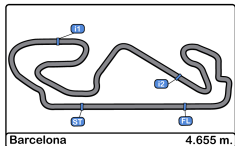
Published at:.....

Track Temp: **22.7 °C** Air Temp: **20.4 °C** Humidity: **63 %** Track Status: **DRY**

Stewards:

Race Director:

Timekeeper:



Circuit de Barcelona

Formula Regional European Championship

Race - 2

Provisional Classification by Driver Fastest Lap



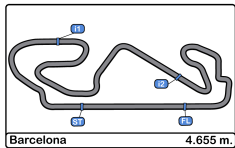
Cls	Nº	Driver	Nat	Competitor	Nat	Rookie	Cls	Laps	Best	Time	Gap	Interval	Km/h
1	6	Oliver Rasmussen	DNK	Prema Powerteam	ITA	R	1	19	10	1:42.238			163.9
2	62	Dennis Hauger	NOR	Van Amersfoort Racing	NLD			19	10	1:42.362	0.124	0.124	163.7
3	3	Pierre-Louis Chovet	FRA	Van Amersfoort Racing	NLD	R	2	19	5	1:42.371	0.133	0.009	163.6
4	14	Arthur Leclerc	MCO	Prema Powerteam	ITA	R	3	19	6	1:42.390	0.152	0.019	163.6
5	5	Patrick Pasma	FIN	Kic Motorsport	FIN			19	7	1:42.434	0.196	0.044	163.5
6	10	Gianluca Petecof	BRA	Prema Powerteam	ITA	R	4	19	11	1:43.189	0.951	0.755	162.4
7	15	Matteo Nannini	ITA	Monolite Racing	ITA			19	12	1:43.316	1.078	0.127	162.2
8	33	Henrion Gillian	FRA	Gillian Track Events GTE	FRA	R	5	19	12	1:43.385	1.147	0.069	162.0
9	55	Jamie Laura Chadwick	GBR	Prema Powerteam	ITA			19	4	1:43.670	1.432	0.285	161.6
10	40	Konsta Lappalainen	FIN	Kic Motorsport	FIN			19	5	1:43.687	1.449	0.017	161.6
11	41	Emidio Pesce	ITA	DR Formula RP Motorsport	PRT	R	6	19	5	1:43.698	1.460	0.011	161.6



Circuito de Barcelona
Formula Regional European Championship
Race - 2
Distance and Speed Average



Cls	Nº	Driver	Nat	Competitor	Nat	Rookie	Cls	Laps	Distance	Total Time	Km/h
1	6	Oliver Rasmussen	DNK	Prema Powerteam	ITA	R	1	19	88.44	32:36.010	162.7
2	62	Dennis Hauger	NOR	Van Amersfoort Racing	NLD			19	88.44	32:36.467	162.7
3	3	Pierre-Louis Chovet	FRA	Van Amersfoort Racing	NLD	R	2	19	88.44	32:39.205	162.5
4	5	Patrick Pasma	FIN	Kic Motorsport	FIN			19	88.44	32:42.472	162.2
5	14	Arthur Leclerc	MCO	Prema Powerteam	ITA	R	3	19	88.44	32:44.092	162.1
6	10	Gianluca Petecof	BRA	Prema Powerteam	ITA	R	4	19	88.44	32:56.877	161.0
7	33	Henrion Gillian	FRA	Gillian Track Events GTE	FRA	R	5	19	88.44	33:01.139	160.7
8	15	Matteo Nannini	ITA	Monolite Racing	ITA			19	88.44	33:01.713	160.6
9	55	Jamie Laura Chadwick	GBR	Prema Powerteam	ITA			19	88.44	33:03.735	160.5
10	40	Konsta Lappalainen	FIN	Kic Motorsport	FIN			19	88.44	33:16.683	159.4
11	41	Emidio Pesce	ITA	DR Formula RP Motorsport	PRT	R	6	19	88.44	33:18.869	159.2

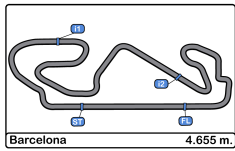


Circuito de Barcelona
Formula Regional European Championship
Race - 2
Lap Analysis



3 Pierre-Louis Chovet F3 Tatuus 318 A.R. Van Amersfoort Racing							6 Oliver Rasmussen F3 Tatuus 318 A.R. Prema Powerteam								
Lap	D	Time	Sector 1	Sector 2	Sector 3	T. Spd	Elapsed	Lap	D	Time	Sector 1	Sector 2	Sector 3	T. Spd	Elapsed
1		1:49.443	35.612	39.938	33.893	217.3	1:49.443	1		1:46.853	33.759	39.235	33.859	209.7	1:46.853
2		1:43.405	30.500	39.094	33.811	247.7	3:32.848	2		1:42.839	29.957	39.242	33.640	237.8	3:29.692
3		1:42.834	29.919	39.017	33.898	246.5	5:15.682	3		1:42.938	30.164	39.065	33.709	238.4	5:12.630
4		1:42.656	30.076	38.868	33.712	246.0	6:58.338	4		1:42.739	30.092	39.053	33.594	238.4	6:55.369
5		1:42.371	29.781	38.862	33.728	242.1	8:40.709	5		1:42.825	29.959	39.166	33.700	237.8	8:38.194
6		1:42.514	29.847	38.877	33.790	242.6	10:23.223	6		1:42.571	30.074	38.868	33.629	238.9	10:20.765
7		1:42.501	29.858	38.805	33.838	243.2	12:05.724	7		1:42.501	30.020	38.728	33.753	238.9	12:03.266
8		1:42.587	29.865	38.838	33.884	242.6	13:48.311	8		1:42.697	30.011	38.957	33.729	238.9	13:45.963
9		1:42.809	30.020	38.899	33.890	242.1	15:31.120	9		1:42.593	29.996	39.022	33.575	238.9	15:28.556
10		1:42.893	30.004	38.898	33.991	242.1	17:14.013	10		1:42.238	29.832	38.756	33.650	237.8	17:10.794
11		1:42.655	29.980	38.861	33.814	241.6	18:56.668	11		1:42.702	30.054	38.830	33.818	238.9	18:53.496
12		1:42.905	29.893	38.990	34.022	242.1	20:39.573	12		1:42.690	30.043	38.921	33.726	238.4	20:36.186
13		1:42.800	30.015	38.931	33.854	242.6	22:22.373	13		1:42.734	29.972	38.992	33.770	238.9	22:18.920
14		1:42.679	30.025	38.800	33.854	243.2	24:05.052	14		1:42.376	29.804	38.932	33.640	240.0	24:01.296
15		1:42.564	29.883	38.861	33.820	242.1	25:47.616	15		1:42.715	30.018	38.846	33.851	239.4	25:44.011
16		1:42.732	29.970	38.868	33.894	242.6	27:30.348	16		1:42.749	30.123	38.953	33.673	238.9	27:26.760
17		1:42.845	30.024	38.937	33.884	243.7	29:13.193	17		1:42.917	30.056	39.023	33.838	239.4	29:09.677
18		1:42.916	30.170	38.934	33.812	243.7	30:56.109	18		1:43.182	30.119	39.072	33.991	239.4	30:52.859
19		1:43.096	29.984	39.060	34.052	244.3	32:39.205	19		1:43.151	30.099	39.052	34.000	238.9	32:36.010

5 Patrick Pasma F3 Tatuus 318 A.R. Kic Motorsport							10 Gianluca Petecof F3 Tatuus 318 A.R. Prema Powerteam								
Lap	D	Time	Sector 1	Sector 2	Sector 3	T. Spd	Elapsed	Lap	D	Time	Sector 1	Sector 2	Sector 3	T. Spd	Elapsed
1		1:50.533	36.338	40.188	34.007	215.1	1:50.533	1		1:52.551	37.381	40.618	34.552	216.4	1:52.551
2		1:43.590	30.040	39.577	33.973	243.7	3:34.123	2		1:44.302	30.317	39.975	34.010	246.5	3:36.853
3		1:42.958	29.874	39.260	33.824	244.8	5:17.081	3		1:43.576	29.993	39.484	34.099	246.0	5:20.429
4		1:43.010	30.008	39.132	33.870	244.8	7:00.091	4		1:43.538	30.031	39.587	33.920	246.5	7:03.967
5		1:42.692	29.882	39.120	33.690	246.0	8:42.783	5		1:43.463	29.983	39.499	33.981	248.2	8:47.430
6		1:42.612	29.823	39.071	33.718	247.7	10:25.395	6		1:43.445	29.999	39.413	34.033	248.2	10:30.875
7		1:42.434	29.667	38.980	33.787	246.0	12:07.829	7		1:43.764	30.282	39.142	34.340	249.4	12:14.639
8		1:42.560	29.749	39.125	33.686	247.1	13:50.389	8		1:43.770	30.068	39.563	34.139	245.4	13:58.409
9		1:43.196	30.132	39.346	33.718	249.4	15:33.585	9		1:43.813	30.063	39.594	34.156	247.7	15:42.222
10		1:42.614	29.809	39.114	33.691	247.7	17:16.199	10		1:43.882	30.081	39.424	34.377	246.5	17:26.104
11		1:42.974	30.310	39.003	33.661	249.4	18:59.173	11		1:43.189	29.987	39.229	33.973	243.7	19:09.293
12		1:42.849	29.877	39.109	33.863	248.2	20:42.022	12		1:43.317	30.158	39.066	34.093	244.3	20:52.610
13		1:42.579	29.826	39.127	33.626	247.7	22:24.601	13		1:43.336	30.121	39.130	34.085	246.0	22:35.946
14		1:42.701	29.790	39.148	33.763	248.8	24:07.302	14		1:43.433	30.117	39.237	34.079	246.5	24:19.379
15		1:42.936	30.067	39.076	33.793	248.8	25:50.238	15		1:43.247	30.116	39.154	33.977	247.7	26:02.626
16		1:43.068	29.992	39.280	33.796	248.8	27:33.306	16		1:43.214	30.112	39.221	33.881	240.5	27:45.840
17		1:43.092	29.951	39.214	33.927	248.2	29:16.398	17		1:43.234	30.190	39.213	33.831	241.0	29:29.074
18		1:43.167	29.937	39.051	34.179	247.7	30:59.565	18		1:43.613	30.332	39.258	34.023	240.5	31:12.687
19		1:42.907	29.934	39.109	33.864	246.0	32:42.472	19		1:44.190	30.284	39.525	34.381	240.0	32:56.877



Circuito de Barcelona
Formula Regional European Championship
Race - 2
Lap Analysis



14

Arthur Leclerc

F3 Tatuus 318 A.R.

33

Henrion Gillian

F3 Tatuus 318 A.R.

R

Prema Powerteam

R

Gillian Track Events GTE

Lap	D	Time	Sector 1	Sector 2	Sector 3	T. Spd	Elapsed	Lap	D	Time	Sector 1	Sector 2	Sector 3	T. Spd	Elapsed
1		1:49.088	35.412	39.707	33.969	210.9	1:49.088	1		1:52.120	36.838	40.830	34.452	212.5	1:52.120
2		1:43.184	30.410	38.996	33.778	238.9	3:32.272	2		1:44.162	30.517	39.444	34.201	247.1	3:36.282
3		1:42.864	29.914	39.069	33.881	241.0	5:15.136	3		1:43.726	30.217	39.486	34.023	248.2	5:20.008
4		1:44.313	31.394	39.129	33.790	240.5	6:59.449	4		1:43.626	30.222	39.292	34.112	246.5	7:03.634
5		1:42.777	29.816	38.983	33.978	242.1	8:42.226	5		1:43.433	30.152	39.191	34.090	244.3	8:47.067
6		1:42.390	29.857	38.748	33.785	241.0	10:24.616	6		1:43.484	29.975	39.446	34.063	246.5	10:30.551
7		1:42.594	29.686	39.051	33.857	241.6	12:07.210	7		1:43.543	30.140	39.351	34.052	249.4	12:14.094
8		1:42.831	29.908	39.040	33.883	242.6	13:50.041	8		1:43.940	30.388	39.322	34.230	248.8	13:58.034
9		1:43.028	30.147	38.950	33.931	243.2	15:33.069	9		1:43.783	30.068	39.624	34.091	243.7	15:41.817
10		1:42.758	29.857	38.891	34.010	241.0	17:15.827	10		1:44.730	30.267	39.475	34.988	244.8	17:26.547
11		1:42.796	30.022	38.989	33.785	241.0	18:58.623	11		1:43.446	30.137	39.177	34.132	246.5	19:09.993
12		1:42.756	29.863	38.988	33.905	243.2	20:41.379	12		1:43.385	29.954	39.206	34.225	244.8	20:53.378
13		1:42.731	29.935	39.030	33.766	242.1	22:24.110	13		1:43.385	29.946	39.154	34.285	244.8	22:36.763
14		1:42.661	29.788	38.905	33.968	242.1	24:06.771	14		1:43.464	29.995	39.190	34.279	243.7	24:20.227
15		1:42.943	29.839	39.083	34.021	242.6	25:49.714	15		1:44.418	30.278	39.811	34.329	243.7	26:04.645
16		1:43.037	30.003	39.016	34.018	242.6	27:32.751	16		1:43.927	30.179	39.428	34.320	247.7	27:48.572
17		1:42.964	29.926	39.093	33.945	242.1	29:15.715	17		1:44.064	30.188	39.681	34.195	249.4	29:32.636
18		1:43.667	29.958	39.155	34.554	242.1	30:59.382	18		1:44.040	30.246	39.515	34.279	242.1	31:16.676
19		1:44.710	30.933	39.488	34.289	238.9	32:44.092	19		1:44.463	30.200	39.646	34.617	248.2	33:01.139

15

Matteo Nannini

F3 Tatuus 318 A.R.

40

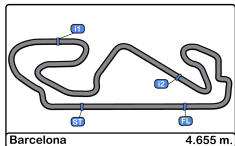
Konsta Lappalainen

F3 Tatuus 318 A.R.

Monolite Racing

Kic Motorsport

Lap	D	Time	Sector 1	Sector 2	Sector 3	T. Spd	Elapsed	Lap	D	Time	Sector 1	Sector 2	Sector 3	T. Spd	Elapsed
1		1:51.291	35.807	40.373	35.111	215.1	1:51.291	1		1:53.161	37.541	41.092	34.528	199.6	1:53.161
2		1:44.611	30.786	39.703	34.122	240.0	3:35.902	2		1:45.052	30.399	40.224	34.429	247.7	3:38.213
3		1:43.713	30.333	39.389	33.991	243.2	5:19.615	3		1:44.479	30.427	39.775	34.277	251.1	5:22.692
4		1:43.617	30.277	39.371	33.969	242.6	7:03.232	4		1:43.978	30.274	39.479	34.225	247.7	7:06.670
5		1:43.457	30.106	39.363	33.988	242.6	8:46.689	5		1:43.687	30.037	39.306	34.344	247.1	8:50.357
6		1:43.465	30.036	39.328	34.101	242.1	10:30.154	6		1:43.867	30.069	39.446	34.352	246.0	10:34.224
7		1:43.617	30.121	39.385	34.111	242.1	12:13.771	7		1:44.336	30.293	39.601	34.442	246.5	12:18.560
8		1:43.863	30.448	39.324	34.091	242.1	13:57.634	8		1:44.227	30.181	39.564	34.482	245.4	14:02.787
9		1:43.805	30.301	39.442	34.062	241.6	15:41.439	9		1:44.310	30.149	39.744	34.417	244.8	15:47.097
10		1:43.889	30.338	39.380	34.171	241.6	17:25.328	10		1:44.360	30.143	39.640	34.577	244.3	17:31.457
11		1:43.440	30.145	39.261	34.034	241.6	19:08.768	11		1:44.455	30.138	39.739	34.578	244.3	19:15.912
12		1:43.316	30.127	39.285	33.904	241.6	20:52.084	12		1:44.606	30.241	39.746	34.619	245.4	21:00.518
13		1:43.427	30.123	39.224	34.080	242.1	22:35.511	13		1:44.760	30.261	39.712	34.787	244.3	22:45.278
14		1:43.530	30.165	39.226	34.139	242.1	24:19.041	14		1:45.018	30.237	40.029	34.752	244.3	24:30.296
15		1:45.191	31.188	39.759	34.244	242.1	26:04.232	15		1:44.863	30.270	39.835	34.758	244.3	26:15.159
16		1:43.969	30.159	39.559	34.251	244.3	27:48.201	16		1:45.289	30.441	40.108	34.740	244.3	28:00.448
17		1:44.034	30.251	39.590	34.193	244.3	29:32.235	17		1:45.527	30.478	40.161	34.888	244.3	29:45.975
18		1:44.060	30.191	39.559	34.310	243.7	31:16.295	18		1:45.005	30.400	39.731	34.874	243.7	31:30.980
19		1:45.418	30.338	39.758	35.322	243.2	33:01.713	19		1:45.703	30.568	40.045	35.090	243.2	33:16.683



Circuito de Barcelona
Formula Regional European Championship
Race - 2
Lap Analysis



41 Emidio Pesce F3 Tatuus 318 A.R.							62 Dennis Hauger F3 Tatuus 318 A.R.								
R DR Formula RP Motorsport							Van Amersfoort Racing								
Lap	D	Time	Sector 1	Sector 2	Sector 3	T. Spd	Elapsed	Lap	D	Time	Sector 1	Sector 2	Sector 3	T. Spd	Elapsed
1		1:53.843	38.012	41.035	34.796	223.1	1:53.843	1		1:47.528	34.406	39.347	33.775	209.7	1:47.528
2		1:44.874	30.382	39.950	34.542	243.2	3:38.717	2		1:42.755	30.001	38.991	33.763	242.1	3:30.283
3		1:44.585	30.229	39.983	34.373	246.0	5:23.302	3		1:42.842	30.029	39.033	33.780	244.3	5:13.125
4		1:43.997	30.217	39.505	34.275	245.4	7:07.299	4		1:42.848	29.935	39.106	33.807	245.4	6:55.973
5		1:43.698	29.985	39.462	34.251	244.8	8:50.997	5		1:42.671	30.036	38.986	33.649	243.7	8:38.644
6		1:43.953	30.135	39.322	34.496	245.4	10:34.950	6		1:42.555	30.014	39.013	33.528	244.8	10:21.199
7		1:44.081	30.116	39.699	34.266	245.4	12:19.031	7		1:42.642	30.085	38.941	33.616	246.0	12:03.841
8		1:44.315	30.229	39.522	34.564	247.1	14:03.346	8		1:42.751	29.963	39.028	33.760	244.8	13:46.592
9		1:44.429	30.357	39.534	34.538	245.4	15:47.775	9		1:42.569	30.065	38.924	33.580	243.7	15:29.161
10		1:44.231	30.227	39.536	34.468	246.0	17:32.006	10		1:42.362	29.921	38.859	33.582	243.7	17:11.523
11		1:44.528	30.337	39.666	34.525	246.0	19:16.534	11		1:42.798	29.992	38.837	33.969	243.2	18:54.321
12		1:44.786	30.178	39.940	34.668	245.4	21:01.320	12		1:42.654	29.873	38.962	33.819	242.6	20:36.975
13		1:44.574	30.150	39.738	34.686	246.0	22:45.894	13		1:42.576	29.905	38.863	33.808	243.7	22:19.551
14		1:44.963	30.494	39.804	34.665	246.0	24:30.857	14		1:42.608	29.960	38.983	33.665	246.0	24:02.159
15		1:44.862	30.398	39.760	34.704	246.5	26:15.719	15		1:42.369	29.774	38.842	33.753	244.3	25:44.528
16		1:45.603	30.452	40.156	34.995	245.4	28:01.322	16		1:43.062	30.253	39.055	33.754	246.5	27:27.590
17		1:45.614	30.712	39.917	34.985	245.4	29:46.936	17		1:42.778	30.044	38.885	33.849	243.7	29:10.368
18		1:45.784	30.563	40.191	35.030	245.4	31:32.720	18		1:43.000	30.111	39.110	33.779	244.3	30:53.368
19		1:46.149	30.771	40.145	35.233	243.2	33:18.869	19		1:43.099	30.144	39.171	33.784	246.5	32:36.467

55 Jamie Laura Chadwick F3 Tatuus 318 A.R.
 Prema Powerteam

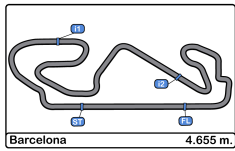
Lap	D	Time	Sector 1	Sector 2	Sector 3	T. Spd	Elapsed
1		1:51.823	36.635	40.700	34.488	217.3	1:51.823
2		1:46.058	30.950	40.750	34.358	243.2	3:37.881
3		1:44.057	30.318	39.434	34.305	243.2	5:21.938
4		1:43.670	30.197	39.398	34.075	243.2	7:05.608
5		1:43.703	30.234	39.274	34.195	243.2	8:49.311
6		1:43.811	30.238	39.398	34.175	242.1	10:33.122
7		1:43.732	30.053	39.508	34.171	240.5	12:16.854
8		1:43.858	30.196	39.362	34.300	241.0	14:00.712
9		1:44.148	30.249	39.592	34.307	241.6	15:44.860
10		1:43.895	30.162	39.440	34.293	241.6	17:28.755
11		1:43.763	30.199	39.397	34.167	240.0	19:12.518
12		1:44.250	30.149	39.826	34.275	240.5	20:56.768
13		1:43.731	30.243	39.283	34.205	241.6	22:40.499
14		1:43.787	30.254	39.359	34.174	242.1	24:24.286
15		1:43.885	30.150	39.446	34.289	242.1	26:08.171
16		1:43.936	30.270	39.452	34.214	242.1	27:52.107
17		1:43.842	30.231	39.460	34.151	242.6	29:35.949
18		1:43.998	30.317	39.392	34.289	243.2	31:19.947
19		1:43.788	30.257	39.237	34.294	242.1	33:03.735



Circuito de Barcelona
Formula Regional European Championship
Race - 2
Analysis by Lap



Num	Lap Time	Gap	Num	Lap Time	Gap	Num	Lap Time	Gap	Num	Lap Time	Gap	Num	Lap Time	Gap
Lap 1			Lap 4			Lap 7			Lap 10			Lap 13		
6	1:46.853		6	1:42.739		6	1:42.501		6	1:42.238		6	1:42.734	
62	1:47.528	00.675	62	1:42.848	00.604	62	1:42.642	00.575	62	1:42.362	00.729	62	1:42.576	00.631
14	1:49.088	02.235	3	1:42.656	02.969	3	1:42.501	02.458	3	1:42.893	03.219	3	1:42.800	03.453
3	1:49.443	02.590	14	1:44.313	04.080	14	1:42.594	03.944	14	1:42.758	05.033	14	1:42.731	05.190
5	1:50.533	03.680	5	1:43.010	04.722	5	1:42.434	04.563	5	1:42.614	05.405	5	1:42.579	05.681
15	1:51.291	04.438	15	1:43.617	07.863	15	1:43.617	10.505	15	1:43.889	14.534	15	1:43.427	16.591
55	1:51.823	04.970	33	1:43.626	08.265	33	1:43.543	10.828	10	1:43.882	15.310	10	1:43.336	17.026
33	1:52.120	05.267	10	1:43.538	08.598	10	1:43.764	11.373	33	1:44.730	15.753	33	1:43.385	17.843
10	1:52.551	05.698	55	1:43.670	10.239	55	1:43.732	13.588	55	1:43.895	17.961	55	1:43.731	21.579
40	1:53.161	06.308	40	1:43.978	11.301	40	1:44.336	15.294	40	1:44.360	20.663	40	1:44.760	26.358
41	1:53.843	06.990	41	1:43.997	11.930	41	1:44.081	15.765	41	1:44.231	21.212	41	1:44.574	26.974
Lap 2			Lap 5			Lap 8			Lap 11			Lap 14		
6	1:42.839		6	1:42.825		6	1:42.697		6	1:42.702		6	1:42.376	
62	1:42.755	00.591	62	1:42.671	00.450	62	1:42.751	00.629	62	1:42.798	00.825	62	1:42.608	00.863
14	1:43.184	02.580	3	1:42.371	02.515	3	1:42.587	02.348	3	1:42.655	03.172	3	1:42.679	03.756
3	1:43.405	03.156	14	1:42.777	04.032	14	1:42.831	04.078	14	1:42.796	05.127	14	1:42.661	05.475
5	1:43.590	04.431	5	1:42.692	04.589	5	1:42.560	04.426	5	1:42.974	05.677	5	1:42.701	06.006
15	1:44.611	06.210	15	1:43.457	08.495	15	1:43.863	11.671	15	1:43.440	15.272	15	1:43.530	17.745
33	1:44.162	06.590	33	1:43.433	08.873	33	1:43.940	12.071	10	1:43.189	15.797	10	1:43.433	18.083
10	1:44.302	07.161	10	1:43.463	09.236	10	1:43.770	12.446	33	1:43.446	16.497	33	1:43.464	18.931
55	1:46.058	08.189	55	1:43.703	11.117	55	1:43.858	14.749	55	1:43.763	19.022	55	1:43.787	22.990
40	1:45.052	08.521	40	1:43.687	12.163	40	1:44.227	16.824	40	1:44.455	22.416	40	1:45.018	29.000
41	1:44.874	09.025	41	1:43.698	12.803	41	1:44.315	17.383	41	1:44.528	23.038	41	1:44.963	29.561
Lap 3			Lap 6			Lap 9			Lap 12			Lap 15		
6	1:42.938		6	1:42.571		6	1:42.593		6	1:42.690		6	1:42.715	
62	1:42.842	00.495	62	1:42.555	00.434	62	1:42.569	00.605	62	1:42.654	00.789	62	1:42.369	00.517
14	1:42.864	02.506	3	1:42.514	02.458	3	1:42.809	02.564	3	1:42.905	03.387	3	1:42.564	03.605
3	1:42.834	03.052	14	1:42.390	03.851	14	1:43.028	04.513	14	1:42.756	05.193	14	1:42.943	05.703
5	1:42.958	04.451	5	1:42.612	04.630	5	1:43.196	05.029	5	1:42.849	05.836	5	1:42.936	06.227
15	1:43.713	06.985	15	1:43.465	09.389	15	1:43.805	12.883	15	1:43.316	15.898	10	1:43.247	18.615
33	1:43.726	07.378	33	1:43.484	09.786	33	1:43.783	13.261	10	1:43.317	16.424	15	1:45.191	20.221
10	1:43.576	07.799	10	1:43.445	10.110	10	1:43.813	13.666	33	1:43.385	17.192	33	1:44.418	20.634
55	1:44.057	09.308	55	1:43.811	12.357	55	1:44.148	16.304	55	1:44.250	20.582	55	1:43.885	24.160
40	1:44.479	10.062	40	1:43.867	13.459	40	1:44.310	18.541	40	1:44.606	24.332	40	1:44.863	31.148
41	1:44.585	10.672	41	1:43.953	14.185	41	1:44.429	19.219	41	1:44.786	25.134	41	1:44.862	31.708



Circuit de Barcelona
Formula Regional European Championship
Race - 2
Analysis by Lap



Num	Lap Time	Gap
-----	----------	-----

Lap 16

6	1:42.749	
62	1:43.062	00.830
3	1:42.732	03.588
14	1:43.037	05.991
5	1:43.068	06.546
10	1:43.214	19.080
15	1:43.969	21.441
33	1:43.927	21.812
55	1:43.936	25.347
40	1:45.289	33.688
41	1:45.603	34.562

Num	Lap Time	Gap
-----	----------	-----

Lap 17

6	1:42.917	
62	1:42.778	00.691
3	1:42.845	03.516
14	1:42.964	06.038
5	1:43.092	06.721
10	1:43.234	19.397
15	1:44.034	22.558
33	1:44.064	22.959
55	1:43.842	26.272
40	1:45.527	36.298
41	1:45.614	37.259

Num	Lap Time	Gap
-----	----------	-----

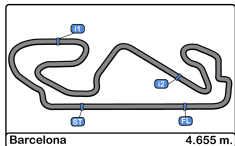
Lap 18

6	1:43.182	
62	1:43.000	00.509
3	1:42.916	03.250
14	1:43.667	06.523
5	1:43.167	06.706
10	1:43.613	19.828
15	1:44.060	23.436
33	1:44.040	23.817
55	1:43.998	27.088
40	1:45.005	38.121
41	1:45.784	39.861

Num	Lap Time	Gap
-----	----------	-----

Lap 19

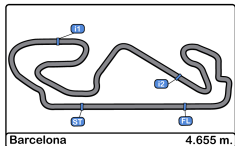
6	1:43.151	
62	1:43.099	00.457
3	1:43.096	03.195
5	1:42.907	06.462
14	1:44.710	08.082
10	1:44.190	20.867
33	1:44.463	25.129
15	1:45.418	25.703
55	1:43.788	27.725
40	1:45.703	40.673
41	1:46.149	42.859



Circuito de Barcelona
Formula Regional European Championship
Race - 2
Best Sectors Results



Sector - 1			Sector - 2			Sector - 3			Ideal Lap vs Best Lap						
Clas	Nº	Driver	Time	Nº	Driver	Time	Nº	Driver	Time	Clas	Nº	Driver	Ideal Lap	Best Lap	Clas
1	5	Patrick Pasma	29.667	6	Oliver Rasmussen	38.728	62	Dennis Hauger	33.528	1	6	Oliver Rasmussen	1:42.107	1:42.238	1
2	14	Arthur Leclerc	29.686	14	Arthur Leclerc	38.748	6	Oliver Rasmussen	33.575	2	62	Dennis Hauger	1:42.139	1:42.362	2
3	62	Dennis Hauger	29.774	3	Pierre-Louis Chovet	38.800	5	Patrick Pasma	33.626	3	14	Arthur Leclerc	1:42.200	1:42.390	4
4	3	Pierre-Louis Chovet	29.781	62	Dennis Hauger	38.837	3	Pierre-Louis Chovet	33.712	4	5	Patrick Pasma	1:42.273	1:42.434	5
5	6	Oliver Rasmussen	29.804	5	Patrick Pasma	38.980	14	Arthur Leclerc	33.766	5	3	Pierre-Louis Chovet	1:42.293	1:42.371	3
6	33	Henrion Gillian	29.946	10	Gianluca Petecof	39.066	10	Gianluca Petecof	33.831	6	10	Gianluca Petecof	1:42.880	1:43.189	6
7	10	Gianluca Petecof	29.983	33	Henrion Gillian	39.154	15	Matteo Nannini	33.904	7	33	Henrion Gillian	1:43.123	1:43.385	8
8	41	Emidio Pesce	29.985	15	Matteo Nannini	39.224	33	Henrion Gillian	34.023	8	15	Matteo Nannini	1:43.164	1:43.316	7
9	15	Matteo Nannini	30.036	55	Jamie Laura Chadwi	39.237	55	Jamie Laura Chadwi	34.075	9	55	Jamie Laura Chadwi	1:43.365	1:43.670	9
10	40	Konsta Lappalainen	30.037	40	Konsta Lappalainen	39.306	40	Konsta Lappalainen	34.225	10	41	Emidio Pesce	1:43.558	1:43.698	11
11	55	Jamie Laura Chadwi	30.053	41	Emidio Pesce	39.322	41	Emidio Pesce	34.251	11	40	Konsta Lappalainen	1:43.568	1:43.687	10



Circuit de Barcelona
Formula Regional European Championship
Race - 2
Leader Sequence



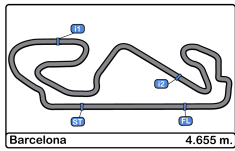
Nº	Driver	Nat	Competitor	Nat	Rookie	Start Lap	End Lap	Laps	Total Laps
6	Oliver Rasmussen	DNK	Prema Powerteam	ITA	R	1	19	19	19



Circuito de Barcelona
Formula Regional European Championship
Race - 2
Best 5 Lap Times



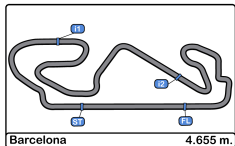
Cls	Nº	Driver	Nat	Competitor	Nat	Rookie	Cls	Best 1		Best 2		Best 3		Best 4		Best 5	
								Time	Lap	Time	Lap	Time	Lap	Time	Lap	Time	Lap
1	6	Oliver Rasmussen	DNK	Prema Powerteam	ITA	R	1	1:42.238	10	1:42.376	14	1:42.501	7	1:42.571	6	1:42.593	9
2	62	Dennis Hauger	NOR	Van Amersfoort Racing	NLD			1:42.362	10	1:42.369	15	1:42.555	6	1:42.569	9	1:42.576	13
3	3	Pierre-Louis Chovet	FRA	Van Amersfoort Racing	NLD	R	2	1:42.371	5	1:42.501	7	1:42.514	6	1:42.564	15	1:42.587	8
4	14	Arthur Leclerc	MC	Prema Powerteam	ITA	R	3	1:42.390	6	1:42.594	7	1:42.661	14	1:42.731	13	1:42.756	12
5	5	Patrick Pasma	FIN	Kic Motorsport	FIN			1:42.434	7	1:42.560	8	1:42.579	13	1:42.612	6	1:42.614	10
6	10	Gianluca Petecof	BRA	Prema Powerteam	ITA	R	4	1:43.189	11	1:43.214	16	1:43.234	17	1:43.247	15	1:43.317	12
7	15	Matteo Nannini	ITA	Monolite Racing	ITA			1:43.316	12	1:43.427	13	1:43.440	11	1:43.457	5	1:43.465	6
8	33	Henrion Gillian	FRA	Gillian Track Events GTE	FRA	R	5	1:43.385	12	1:43.385	13	1:43.433	5	1:43.446	11	1:43.464	14
9	55	Jamie Laura Chadwick	GBR	Prema Powerteam	ITA			1:43.670	4	1:43.703	5	1:43.731	13	1:43.732	7	1:43.763	11
10	40	Konsta Lappalainen	FIN	Kic Motorsport	FIN			1:43.687	5	1:43.867	6	1:43.978	4	1:44.227	8	1:44.310	9
11	41	Emidio Pesce	ITA	DR Formula RP Motorsport	PRT	R	6	1:43.698	5	1:43.953	6	1:43.997	4	1:44.081	7	1:44.231	10



Circuito de Barcelona
Formula Regional European Championship
Race - 2
Best 5 Top Speeds



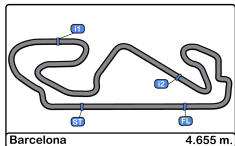
Cls	Nº	Driver	Nat	Competitor	Nat	Rookie	Cls	Top 1		Top 2		Top 3		Top 4		Top 5		Avg
								Km/h	Lap	Km/h	Lap	Km/h	Lap	Km/h	Lap	Km/h	Lap	
1	40	Konsta Lappalainen	FIN	Kic Motorsport	FIN			251.1	3	247.7	2	247.7	4	247.1	5	246.5	7	248.0
2	5	Patrick Pasma	FIN	Kic Motorsport	FIN			249.4	9	249.4	11	248.8	14	248.8	15	248.8	16	249.0
3	10	Gianluca Petecof	BRA	Prema Powerteam	ITA	R	1	249.4	7	248.2	5	248.2	6	247.7	9	247.7	15	248.2
4	33	Henrion Gillian	FRA	Gillian Track Events GTE	FRA	R	2	249.4	7	249.4	17	248.8	8	248.2	3	248.2	19	248.8
5	3	Pierre-Louis Chovet	FRA	Van Amersfoort Racing	NLD	R	3	247.7	2	246.5	3	246.0	4	244.3	19	243.7	17	245.6
6	41	Emidio Pesce	ITA	DR Formula RP Motorsport	PRT	R	4	247.1	8	246.5	15	246.0	3	246.0	10	246.0	11	246.3
7	62	Dennis Hauger	NOR	Van Amersfoort Racing	NLD			246.5	16	246.5	19	246.0	7	246.0	14	245.4	4	246.1
8	15	Matteo Nannini	ITA	Monolite Racing	ITA			244.3	16	244.3	17	243.7	18	243.2	3	243.2	19	243.7
9	14	Arthur Leclerc	MC	Prema Powerteam	ITA	R	5	243.2	9	243.2	12	242.6	8	242.6	15	242.6	16	242.9
10	55	Jamie Laura Chadwick	GBR	Prema Powerteam	ITA			243.2	2	243.2	3	243.2	4	243.2	5	243.2	18	243.2
11	6	Oliver Rasmussen	DNK	Prema Powerteam	ITA	R	6	240.0	14	239.4	15	239.4	17	239.4	18	238.9	6	239.4



Circuito de Barcelona
Formula Regional European Championship
Race - 2
Fastest Laps Sequence



Lap	Time of Day	Session Time	Nº	Driver	Nat	Competitor	Nat	Rookie	Time	Km/h
2	17:06:23.581	3:29.581	6	Oliver Rasmussen	DNK	Prema Powerteam	ITA	R	1:42.839	162.9
2	17:06:24.173	3:30.173	62	Dennis Hauger	NOR	Van Amersfoort Racing	NLD		1:42.755	163.0
4	17:09:49.259	6:55.259	6	Oliver Rasmussen	DNK	Prema Powerteam	ITA	R	1:42.739	163.1
4	17:09:52.228	6:58.228	3	Pierre-Louis Chovet	FRA	Van Amersfoort Racing	NLD	R	1:42.656	163.2
5	17:11:34.598	8:40.598	3	Pierre-Louis Chovet	FRA	Van Amersfoort Racing	NLD	R	1:42.371	163.6
10	17:20:04.684	17:10.684	6	Oliver Rasmussen	DNK	Prema Powerteam	ITA	R	1:42.238	163.9



Circuito de Barcelona
Formula Regional European Championship
Race - 2
Event Best Maximum Speed



Nº	Driver	Nat	Competitor	Nat	Rookie	Km/h	Session
3	Pierre-Louis Chovet	FRA	Van Amersfoort Racing	NLD	R	251.1	Race - 1
40	Konsta Lappalainen	FIN	Kic Motorsport	FIN		251.1	Race - 2
33	Henrion Gillian	FRA	Gillian Track Events GTE	FRA	R	249.4	Race - 2
10	Gianluca Petecof	BRA	Prema Powerteam	ITA	R	249.4	Race - 2
5	Patrick Pasma	FIN	Kic Motorsport	FIN		249.4	Race - 2
41	Emidio Pesce	ITA	DR Formula RP Motorsport	PRT	R	247.1	Qualifying - 2
55	Jamie Laura Chadwick	GBR	Prema Powerteam	ITA		246.5	Free Practice - 2
62	Dennis Hauger	NOR	Van Amersfoort Racing	NLD		246.5	Race - 2
15	Matteo Nannini	ITA	Monolite Racing	ITA		245.4	Free Practice - 1
14	Arthur Leclerc	MCO	Prema Powerteam	ITA	R	244.8	Qualifying - 2
6	Oliver Rasmussen	DNK	Prema Powerteam	ITA	R	244.3	Free Practice - 2

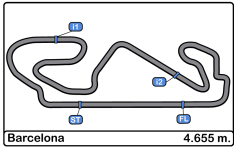


Circuit de Barcelona
Formula Regional European Championship
Race - 2
Lap Chart



LAP

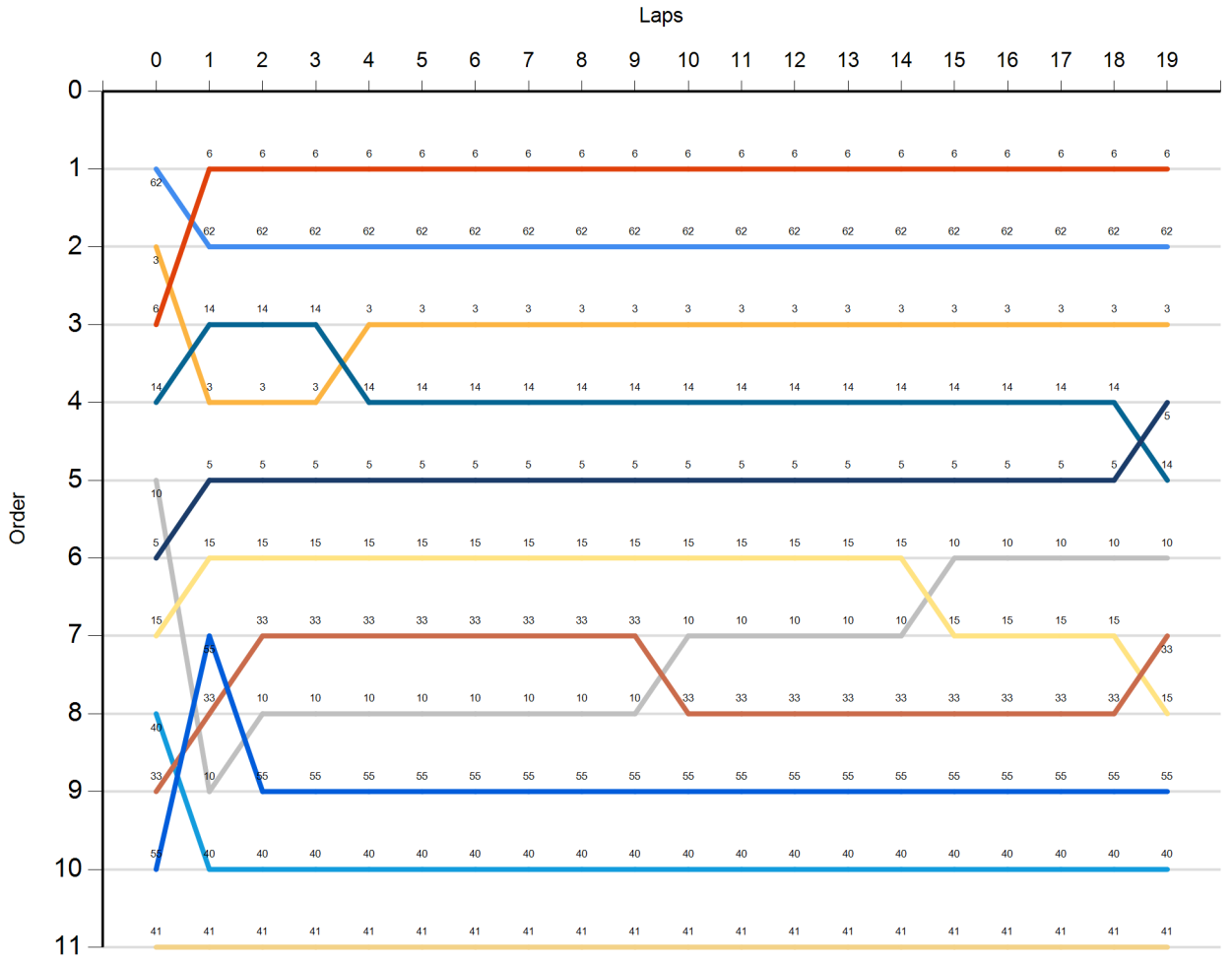
Nr	Pos	Grid	1	2	3	4	5	6	7	8	9	10	11	12	13	14	15	16	17	18	19	
62	1	62	6	6	6	6	6	6	6	6	6	6	6	6	6	6	6	6	6	6	6	
3	2	3	62	62	62	62	62	62	62	62	62	62	62	62	62	62	62	62	62	62	62	62
6	3	6	14	14	14	3	3	3	3	3	3	3	3	3	3	3	3	3	3	3	3	3
14	4	14	3	3	3	14	14	14	14	14	14	14	14	14	14	14	14	14	14	14	14	5
10	5	10	5	5	5	5	5	5	5	5	5	5	5	5	5	5	5	5	5	5	5	14
5	6	5	15	15	15	15	15	15	15	15	15	15	15	15	15	15	10	10	10	10	10	10
15	7	15	55	33	33	33	33	33	33	33	33	10	10	10	10	10	15	15	15	15	33	33
40	8	40	33	10	10	10	10	10	10	10	10	33	33	33	33	33	33	33	33	33	33	15
33	9	33	10	55	55	55	55	55	55	55	55	55	55	55	55	55	55	55	55	55	55	55
55	10	55	40	40	40	40	40	40	40	40	40	40	40	40	40	40	40	40	40	40	40	40
41	11	41	41	41	41	41	41	41	41	41	41	41	41	41	41	41	41	41	41	41	41	41

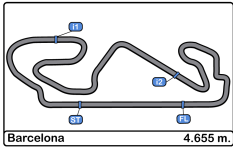


Circuit de Barcelona
Formula Regional European Championship
Race - 2
Graphic Lap Chart



- 62
- 3
- 6
- 14
- 10
- 5
- 15
- 40
- 33
- 55
- 41

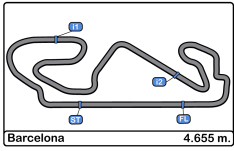




Circuito de Barcelona
Formula Regional European Championship
Race - 2
Pit Stop Analysis



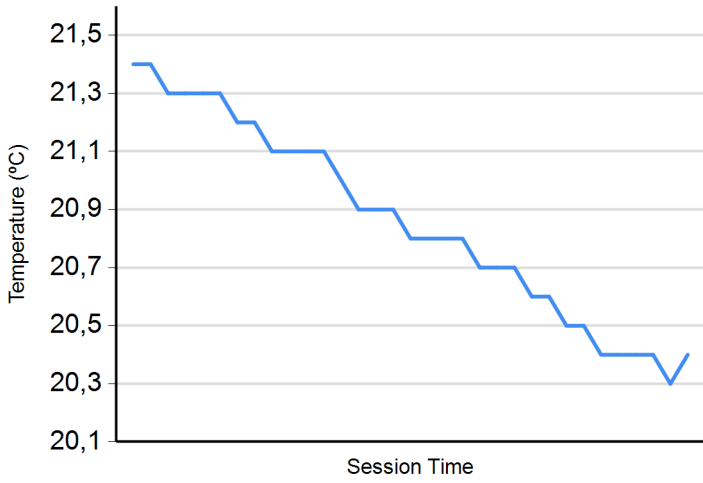
<u>Nº</u>	<u>In Day Time</u>	<u>Driver</u>	<u>Nat</u>	<u>Competitor</u>	<u>Nat</u>	<u>In Time</u>	<u>Stop Nº</u>	<u>Pit Time</u>	<u>Handicap</u>	<u>Penalty</u>
-----------	--------------------	---------------	------------	-------------------	------------	----------------	----------------	-----------------	-----------------	----------------



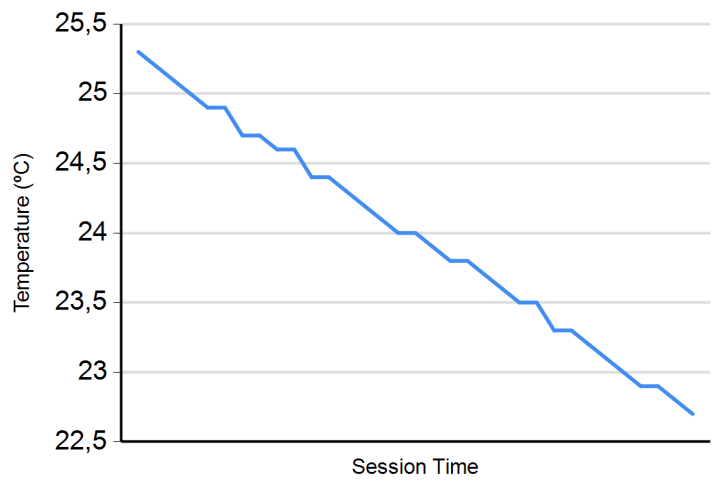
Circuito de Barcelona
Formula Regional European Championship
Race - 2
Weather Report



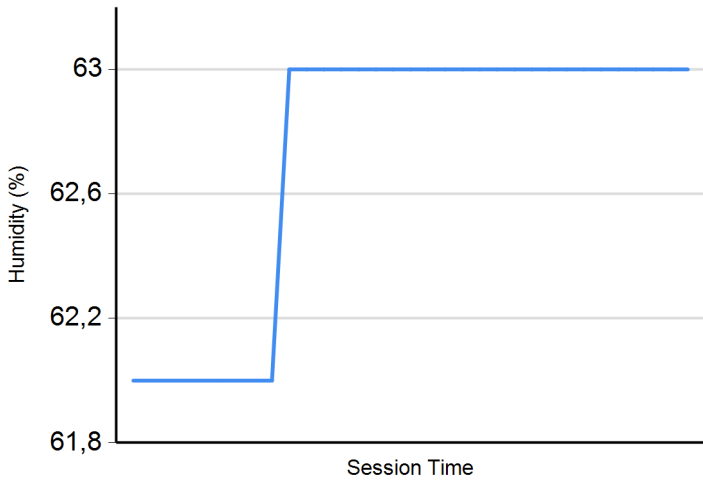
Air Temperature



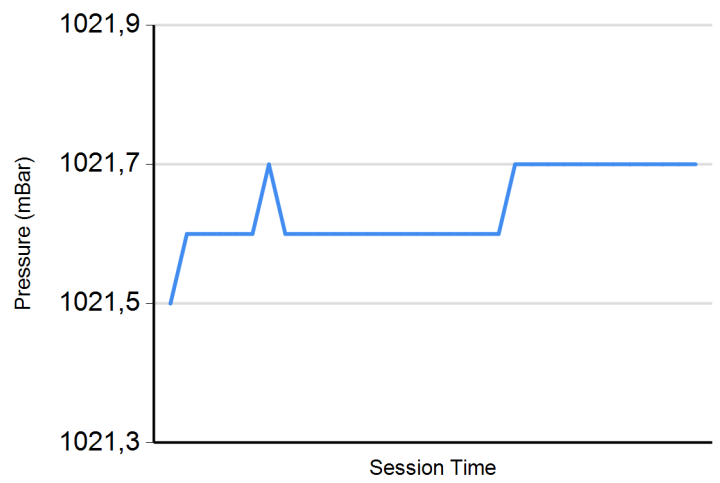
Track Temperature



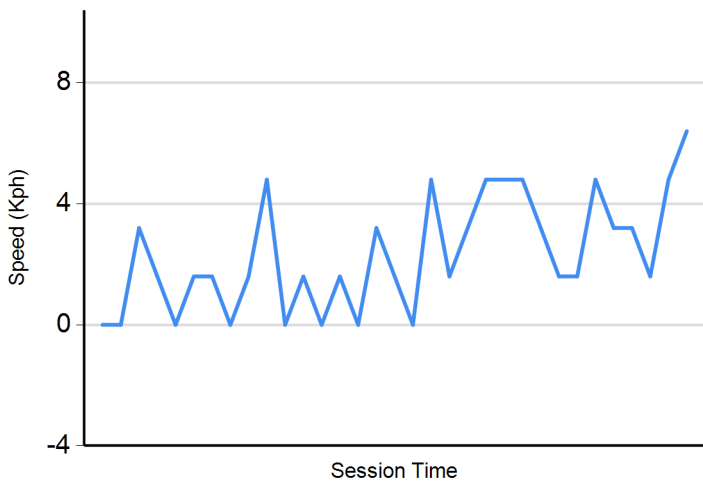
Humidity



Pressure



Wind Speed



Wind direction

North = 0°/360° Est = 90° South = 180° West = 270°

