



Circuito del Jarama
TCR Europe
Race - 1
Provisional Results



Cls	Nº	Driver	Nat	Team	Nat	Vehicle	Laps	Total Time	Gap	Interval	Km/h	Best	Time	Km/h
1	96	Mikel Azcona	ESP	Volcano Motorsport	ESP	CUPRA TCR	17	39:28.972			99.4	16	1:39.010	139.9
2	20	Teddy Clairet	FRA	Team Clairet Sport	FRA	Peugeot 308 TCR	17	39:35.590	6.618	6.618	99.1	16	1:40.317	138.1
3	70	Mat'o Homola	SVK	BRC Racing Team	SVK	Hyundai i30 N TCR	17	39:36.981	8.009	1.391	99.1	17	1:40.300	138.1
4	250	Mehdi Bennani	MAR	Comtoy Racing	MAR	Audi RS 3 LMS	17	39:38.643	9.671	1.662	99.0	16	1:40.325	138.1
5	24	Julien Briché	FRA	JSB Compétition	FRA	Peugeot 308 TCR	17	39:40.038	11.066	1.395	98.9	16	1:40.364	138.0
6	19	Andreas Bäckman	SW	Target Competition	SW	Hyundai i30 N TCR	17	39:43.253	14.281	3.215	98.8	16	1:41.091	137.1
7	99	Daniel Nagy	HUN	BRC Racing Team	HUN	Hyundai i30 N TCR	17	39:44.408	15.436	1.155	98.8	17	1:41.158	137.0
8	8	Nicolas Baert	BEL	Comtoy Racing	BEL	Audi RS 3 LMS	17	39:44.748	15.776	0.340	98.8	17	1:41.025	137.1
9	123	Daniel Lloyd	GBR	Brutal Fish Racing Team	GBR	Honda Civic Type R FK7 TCR	17	39:45.380	16.408	0.632	98.7	16	1:40.954	137.2
10	25	Sami Taoufik	MAR	Comtoy Racing	MAR	Audi RS 3 LMS	17	39:46.091	17.119	0.711	98.7	16	1:40.807	137.4
11	27	John Filippi	FRA	Target Competition	FRA	Hyundai i30 N TCR	17	39:46.571	17.599	0.480	98.7	17	1:40.914	137.3
12	21	Jimmy Clairet	FRA	Team Clairet Sport	FRA	Peugeot 308 TCR	17	39:47.243	18.271	0.672	98.6	17	1:41.049	137.1
13	13	Enrique Hernando	ESP	SMC Junior Motorsport	ESP	Peugeot 308 TCR	17	39:52.846	23.874	5.603	98.4	14	1:42.186	135.6
14	31	Tom Coronel	NED	Boutsen Ginion Racing	NED	Honda Civic Type R FK7 TCR	17	39:52.980	24.008	0.134	98.4	9	1:41.773	136.1
15	33	José Manuel	ARG	Target Competition	ARG	Hyundai i30 N TCR	17	39:53.573	24.601	0.593	98.4	9	1:41.743	136.2
16	199	Fernando Navarrete	ESP	SMC Junior Motorsport	ESP	Peugeot 308 TCR	17	39:54.346	25.374	0.773	98.4	15	1:41.906	136.0
17	16	Evgenii Leonov	RUS	Volcano Motorsport	RUS	CUPRA TCR	17	39:54.671	25.699	0.325	98.3	17	1:41.682	136.3
18	10	Viktor Davidovski	MKD	PSS Racing Team	MKD	Honda Civic Type R FK7 TCR	17	39:55.974	27.002	1.303	98.3	14	1:41.975	135.9
19	53	Michelle Halder	GER	Profi Car Team Halder	GER	Honda Civic Type R FK7 TCR	17	39:58.288	29.316	2.314	98.2	17	1:42.001	135.8
Not classified: (Requirements: 75% of number laps of leader = 12 Laps)														
72	Franco Girolami	ARG	PSS Racing Team	ARG	Honda Civic Type R FK7 TCR	8	21:37.240	9 Laps	9 Laps	85.4	8	1:42.582	135.1	
7	Mike Halder	GER	Profi Car Team Halder	GER	Honda Civic Type R FK7 TCR	8	21:37.920	9 Laps	0.680	85.4	8	1:42.183	135.6	
26	Jessica Bäckman	SW	Target Competition	SW	Hyundai i30 N TCR									
74	Pepe Oriola	ESP	Brutal Fish Racing Team	ESP	Honda Civic Type R FK7 TCR									
17	Martin Ryba	SVK	Brutal Fish Racing Team	SVK	Honda Civic Type R FK7 TCR									

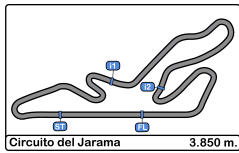
Fastest lap AZCONA in 1:39.010 at 140.0 Km/h in lap 16

Published at:.....

Track Temp: **13.2 °C** Air Temp: **12.1 °C** Humidity: **82 %** Track Status: **WET**

Stewards:	Race Director:	Timekeeper:
------------------	-----------------------	------------------------





Circuito del Jarama

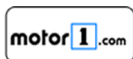
TCR Europe

Race - 1



Provisional Classification by Driver Fastest Lap

Cls	Nº	Driver	Nat	Team	Nat	Vehicle	Laps	Best	Time	Gap	Interval	Km/h
1	96	Mikel Azcona	ESP	Volcano Motorsport	ESP	CUPRA TCR	17	16	1:39.010			139.9
2	70	Mat'o Homola	SVK	BRC Racing Team	SVK	Hyundai i30 N TCR	17	17	1:40.300	1.290	1.290	138.1
3	20	Teddy Clairet	FRA	Team Clairet Sport	FRA	Peugeot 308 TCR	17	16	1:40.317	1.307	0.017	138.1
4	25	Mehdi Bennani	MAR	Comtoyou Racing	MAR	Audi RS 3 LMS	17	16	1:40.325	1.315	0.008	138.1
5	24	Julien Briche	FRA	JSB Compétition	FRA	Peugeot 308 TCR	17	16	1:40.364	1.354	0.039	138.0
6	25	Sami Taoufik	MAR	Comtoyou Racing	MAR	Audi RS 3 LMS	17	16	1:40.807	1.797	0.443	137.4
7	27	John Filippi	FRA	Target Competition	FRA	Hyundai i30 N TCR	17	17	1:40.914	1.904	0.107	137.3
8	12	Daniel Lloyd	GBR	Brutal Fish Racing Team	GBR	Honda Civic Type R FK7 TCR	17	16	1:40.954	1.944	0.040	137.2
9	8	Nicolas Baert	BEL	Comtoyou Racing	BEL	Audi RS 3 LMS	17	17	1:41.025	2.015	0.071	137.1
10	21	Jimmy Clairet	FRA	Team Clairet Sport	FRA	Peugeot 308 TCR	17	17	1:41.049	2.039	0.024	137.1
11	19	Andreas Bäckma	SWE	Target Competition	SWE	Hyundai i30 N TCR	17	16	1:41.091	2.081	0.042	137.1
12	99	Daniel Nagy	HUN	BRC Racing Team	HUN	Hyundai i30 N TCR	17	17	1:41.158	2.148	0.067	137.0
13	16	Evgenii Leonov	RUS	Volcano Motorsport	RUS	CUPRA TCR	17	17	1:41.682	2.672	0.524	136.3
14	33	José Manuel Sap	ARG	Target Competition	ARG	Hyundai i30 N TCR	17	9	1:41.743	2.733	0.061	136.2
15	31	Tom Coronel	NED	Boutsen Ginion Racing	NED	Honda Civic Type R FK7 TCR	17	9	1:41.773	2.763	0.030	136.1
16	19	Fernando Navarr	ESP	SMC Junior Motorsport	ESP	Peugeot 308 TCR	17	15	1:41.906	2.896	0.133	136.0
17	10	Viktor Davidovski	MKD	PSS Racing Team	MKD	Honda Civic Type R FK7 TCR	17	14	1:41.975	2.965	0.069	135.9
18	53	Michelle Halder	GER	Profi Car Team Halder	GER	Honda Civic Type R FK7 TCR	17	17	1:42.001	2.991	0.026	135.8
19	7	Mike Halder	GER	Profi Car Team Halder	GER	Honda Civic Type R FK7 TCR	8	8	1:42.183	3.173	0.182	135.6
20	13	Enrique Hernand	ESP	SMC Junior Motorsport	ESP	Peugeot 308 TCR	17	14	1:42.186	3.176	0.003	135.6
21	72	Franco Girolami	ARG	PSS Racing Team	ARG	Honda Civic Type R FK7 TCR	8	8	1:42.582	3.572	0.396	135.1





Circuito del Jarama

TCR Europe

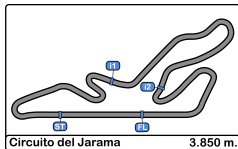
Race - 1

Distance and Speed Average



Cls	Nº	Driver	Nat	Team	Nat	Vehicle	Cls	Laps	Distance	Total Time	Km/h
1	96	Mikel Azcona	ESP	Volcano Motorsport	ESP	CUPRA TCR	17	65.45	39:28.972	99.4	
2	20	Teddy Clairet	FRA	Team Clairet Sport	FRA	Peugeot 308 TCR	17	65.45	39:35.590	99.1	
3	70	Mat'o Homola	SVK	BRC Racing Team	SVK	Hyundai i30 N TCR	17	65.45	39:36.981	99.1	
4	250	Mehdi Bennani	MAR	Comtoy Racing	MAR	Audi RS 3 LMS	17	65.45	39:38.643	99.0	
5	24	Julien Briché	FRA	JSB Compétition	FRA	Peugeot 308 TCR	17	65.45	39:40.038	98.9	
6	19	Andreas Bäckman	SWE	Target Competition	SWE	Hyundai i30 N TCR	17	65.45	39:43.253	98.8	
7	99	Daniel Nagy	HUN	BRC Racing Team	HUN	Hyundai i30 N TCR	17	65.45	39:44.408	98.8	
8	8	Nicolas Baert	BEL	Comtoy Racing	BEL	Audi RS 3 LMS	17	65.45	39:44.748	98.8	
9	123	Daniel Lloyd	GBR	Brutal Fish Racing Team	GBR	Honda Civic Type R FK7 TCR	17	65.45	39:45.380	98.7	
10	25	Sami Taoufik	MAR	Comtoy Racing	MAR	Audi RS 3 LMS	17	65.45	39:46.091	98.7	
11	27	John Filippi	FRA	Target Competition	FRA	Hyundai i30 N TCR	17	65.45	39:46.571	98.7	
12	21	Jimmy Clairet	FRA	Team Clairet Sport	FRA	Peugeot 308 TCR	17	65.45	39:47.243	98.6	
13	13	Enrique Hernando	ESP	SMC Junior Motorsport	ESP	Peugeot 308 TCR	17	65.45	39:52.846	98.4	
14	31	Tom Coronel	NED	Boutsen Ginion Racing	NED	Honda Civic Type R FK7 TCR	17	65.45	39:52.980	98.4	
15	33	José Manuel Sapag	ARG	Target Competition	ARG	Hyundai i30 N TCR	17	65.45	39:53.573	98.4	
16	199	Fernando Navarrete	ESP	SMC Junior Motorsport	ESP	Peugeot 308 TCR	17	65.45	39:54.346	98.4	
17	16	Evgenii Leonov	RUS	Volcano Motorsport	RUS	CUPRA TCR	17	65.45	39:54.671	98.3	
18	10	Viktor Davidovski	MKD	PSS Racing Team	MKD	Honda Civic Type R FK7 TCR	17	65.45	39:55.974	98.3	
19	53	Michelle Halder	GER	Profi Car Team Halder	GER	Honda Civic Type R FK7 TCR	17	65.45	39:58.288	98.2	
Not classified: (Requirements: 75% of number laps of leader = 13 Laps)											
	72	Franco Girolami	ARG	PSS Racing Team	ARG	Honda Civic Type R FK7 TCR	8	30.80	21:37.240	85.4	
	7	Mike Halder	GER	Profi Car Team Halder	GER	Honda Civic Type R FK7 TCR	8	30.80	21:37.920	85.4	
	26	Jessica Bäckman	SWE	Target Competition	SWE	Hyundai i30 N TCR					
	74	Pepe Oriola	ESP	Brutal Fish Racing Team	ESP	Honda Civic Type R FK7 TCR					
	17	Martin Ryba	SVK	Brutal Fish Racing Team	SVK	Honda Civic Type R FK7 TCR					





Circuito del Jarama
TCR Europe
Race - 1
Lap Analysis



7 Mike Halder Honda Civic Type R FK7 TCR **13** Enrique Hernando Peugeot 308 TCR
 Profi Car Team Halder SMC Junior Motorsport

Lap D	Time	Sector 1	Sector 2	Sector 3	T. Spd	Elapsed	Lap D	Time	Sector 1	Sector 2	Sector 3	T. Spd	Elapsed
1	1:51.644	46.144	36.515	28.985	152.5	1:51.644	1	1:54.702	48.349	36.435	29.918	164.3	1:54.702
2	1:58.344	40.679	45.736	31.929	219.0	3:49.988	2	1:56.787	41.361	43.979	31.447	216.4	3:51.489
3	3:38.556	1:11.136	1:30.137	57.283	192.8	7:28.544	3	3:42.464	1:14.153	1:30.332	57.979	168.4	7:33.953
4	3:40.751	1:18.746	1:26.653	55.352	56.5	11:09.295	4	3:39.997	1:17.673	1:26.230	56.094	72.7	11:13.950
5	3:53.153	1:20.820	1:30.305	1:02.028	84.1	15:02.448	5	3:53.378	1:21.564	1:28.681	1:03.133	82.9	15:07.328
6	3:10.074	1:28.972	59.843	41.259	70.9	18:12.522	6	3:07.916	1:27.937	58.924	41.055	81.6	18:15.244
7	1:43.215	39.866	34.625	28.724	228.3	19:55.737	7	1:44.708	40.434	35.228	29.046	222.6	19:59.952
8	1:42.183	39.509	34.156	28.518	220.8	21:37.920	8	1:43.137	40.088	34.369	28.680	229.7	21:43.089

8 Nicolas Baert Audi RS 3 LMS **9** Evgenii Leonov CUPRA TCR
 Comtoy Racing Volcano Motorsport

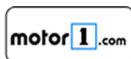
Lap D	Time	Sector 1	Sector 2	Sector 3	T. Spd	Elapsed	Lap D	Time	Sector 1	Sector 2	Sector 3	T. Spd	Elapsed
1	1:48.013	44.099	35.093	28.821	135.8	1:48.013	9	1:42.898	39.665	34.111	29.122	231.2	23:25.987
2	1:56.749	41.330	43.992	31.427	215.1	3:44.762	10	1:54.527	39.854	42.790	31.883	226.8	25:20.514
3	3:40.343	1:12.416	1:30.507	57.420	183.9	7:25.105	11	3:18.458	1:10.838	1:15.318	52.302	151.0	28:38.972
4	3:38.707	1:18.150	1:26.538	54.019	61.1	11:03.812	12	2:39.270	1:00.922	58.702	39.646	108.0	31:18.242
5	3:55.135	1:21.932	1:30.981	1:02.222	75.5	14:58.947	13	1:44.163	40.972	34.219	28.972	222.2	33:02.405
6	3:11.964	1:28.332	1:01.184	42.448	76.2	18:10.911	14	1:42.186	39.236	34.156	28.794	230.2	34:44.591
7	1:43.353	40.197	34.503	28.653	212.1	19:54.264	15	1:42.754	39.437	34.033	29.284	226.4	36:27.345
8	1:42.779	39.775	34.310	28.694	220.8	21:37.043	16	1:43.107	40.015	33.984	29.108	229.2	38:10.452
9	1:42.001	39.498	33.947	28.556	226.4	23:19.044	17	1:42.394	39.507	33.965	28.922	226.8	39:52.846

10 Viktor Davidovski Honda Civic Type R FK7 TCR **16** Evgenii Leonov CUPRA TCR
 PSS Racing Team Volcano Motorsport

Lap D	Time	Sector 1	Sector 2	Sector 3	T. Spd	Elapsed	Lap D	Time	Sector 1	Sector 2	Sector 3	T. Spd	Elapsed
1	1:58.374	49.986	36.637	31.751	159.2	1:58.374	1	2:01.136	47.645	36.991	36.500	157.6	2:01.136
2	2:00.113	44.699	43.234	32.180	193.5	3:58.487	2	2:00.008	42.478	44.863	32.667	185.2	4:01.144
3	3:39.929	1:11.504	1:30.147	58.278	182.4	7:38.416	3	3:39.914	1:11.112	1:30.439	58.363	172.5	7:41.058
4	3:40.298	1:17.243	1:26.663	56.392	75.5	11:18.714	4	3:39.902	1:18.241	1:25.396	56.265	82.4	11:20.960
5	3:53.587	1:22.087	1:27.809	1:03.691	95.7	15:12.301	5	3:54.317	1:22.665	1:27.877	1:03.775	126.3	15:15.277
6	3:05.436	1:28.644	56.045	40.747	73.4	18:17.737	6	3:04.261	1:29.625	54.084	40.552	56.7	18:19.538
7	1:46.169	41.164	35.593	29.412	213.0	20:03.906	7	1:45.598	41.017	35.734	28.847	202.2	20:05.136
8	1:44.347	40.451	34.852	29.044	226.8	21:48.253	8	1:43.584	40.042	34.872	28.670	222.2	21:48.720
9	1:43.193	39.888	34.444	28.861	226.4	23:31.446	9	1:43.326	40.131	34.365	28.830	229.2	23:32.046
10	1:55.674	44.563	39.776	31.335	228.8	25:27.120	10	1:55.454	44.582	39.604	31.268	211.3	25:27.500
11	3:16.351	1:08.428	1:15.533	52.390	166.4	28:43.471	11	3:17.160	1:08.997	1:15.628	52.535	161.4	28:44.660
12	2:36.986	1:00.803	58.421	37.762	99.9	31:20.457	12	2:36.874	1:00.397	58.689	37.788	96.8	31:21.534
13	1:43.192	39.938	34.639	28.615	228.8	33:03.649	13	1:42.665	39.608	34.491	28.566	228.8	33:04.199
14	1:41.975	39.040	34.295	28.640	231.7	34:45.624	14	1:42.236	39.505	34.217	28.514	224.0	34:46.435
15	1:42.449	39.675	34.017	28.757	230.7	36:28.073	15	1:42.045	39.177	34.124	28.744	232.2	36:28.480
16	1:44.416	40.626	34.158	29.632	230.2	38:12.489	16	1:44.509	41.014	34.165	29.330	228.3	38:12.989
17	1:43.485	41.175	33.788	28.522	210.5	39:55.974	17	1:41.682	38.955	34.200	28.527	230.2	39:54.671

17 Martin Ryba Honda Civic Type R FK7 TCR
 Brutal Fish Racing Team

Lap D	Time	Sector 1	Sector 2	Sector 3	T. Spd	Elapsed
1		1:08.001				164.3





Circuito del Jarama
TCR Europe
Race - 1
Lap Analysis



19 Andreas Bäckman Hyundai i30 N TCR **21** Jimmy Clairot Peugeot 308 TCR

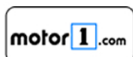
Target Competition Team Clairot Sport

Lap D	Time	Sector 1	Sector 2	Sector 3	T. Spd	Elapsed	Lap D	Time	Sector 1	Sector 2	Sector 3	T. Spd	Elapsed
1	1:47.612	43.623	34.986	29.003	134.1	1:47.612	1	1:54.989	48.787	36.721	29.481	138.1	1:54.989
2	1:56.432	40.745	43.732	31.955	225.0	3:44.044	2	2:00.443	43.067	46.094	31.282	213.0	3:55.432
3	3:40.065	1:12.247	1:30.290	57.528	184.9	7:24.109	3	3:39.528	1:11.474	1:30.471	57.583	180.6	7:34.960
4	3:38.512	1:18.097	1:26.031	54.384	68.0	11:02.621	4	3:40.061	1:17.701	1:26.060	56.300	66.7	11:15.021
5	3:54.977	1:22.271	1:30.816	1:01.890	89.9	14:57.598	5	3:53.635	1:21.570	1:28.686	1:03.379	89.7	15:08.656
6	3:12.866	1:28.836	1:01.226	42.804	82.5	18:10.464	6	3:06.954	1:27.670	58.656	40.628	92.9	18:15.610
7	1:43.519	40.228	34.403	28.888	214.7	19:53.983	7	1:44.635	40.473	35.159	29.003	219.0	20:00.245
8	1:42.762	39.798	34.222	28.742	225.9	21:36.745	8	1:43.144	39.933	34.739	28.472	216.8	21:43.389
9	1:41.731	39.365	33.784	28.582	228.8	23:18.476	9	1:43.354	40.191	34.648	28.515	218.1	23:26.743
10	1:53.514	41.533	41.164	30.817	224.0	25:11.990	10	1:57.590	46.454	39.705	31.431	208.0	25:24.333
11	3:19.672	1:13.800	1:14.797	51.075	123.9	28:31.662	11	3:16.792	1:08.939	1:15.416	52.437	166.4	28:41.125
12	2:43.905	1:03.668	59.302	40.935	103.6	31:15.567	12	2:37.643	1:00.774	58.196	38.673	122.8	31:18.768
13	1:42.545	40.231	33.884	28.430	213.8	32:58.112	13	1:42.791	40.100	34.208	28.483	216.8	33:01.559
14	1:41.427	39.158	33.707	28.562	220.4	34:39.539	14	1:41.885	39.252	34.230	28.403	218.6	34:43.444
15	1:41.389	39.215	33.780	28.394	216.0	36:20.928	15	1:41.627	39.309	33.973	28.345	214.7	36:25.071
16	1:41.091	38.955	33.728	28.408	223.1	38:02.019	16	1:41.123	38.938	33.769	28.416	223.6	38:06.194
17	1:41.234	39.062	33.729	28.443	227.3	39:43.253	17	1:41.049	38.976	33.844	28.229	225.9	39:47.243

20 Teddy Clairot Peugeot 308 TCR **24** Julien Briche Peugeot 308 TCR

Team Clairot Sport JSB Compétition

Lap D	Time	Sector 1	Sector 2	Sector 3	T. Spd	Elapsed	Lap D	Time	Sector 1	Sector 2	Sector 3	T. Spd	Elapsed
1	1:43.662	40.940	34.263	28.459	126.3	1:43.662	1	1:46.748	43.062	34.809	28.877	136.1	1:46.748
2	1:51.994	40.452	42.127	29.415	221.3	3:35.656	2	1:56.571	40.563	43.967	32.041	209.3	3:43.319
3	3:43.517	1:15.215	1:30.576	57.726	138.1	7:19.173	3	3:39.924	1:11.940	1:30.425	57.559	191.8	7:23.243
4	3:39.314	1:18.507	1:26.113	54.694	66.6	10:58.487	4	3:38.695	1:18.153	1:25.720	54.822	66.0	11:01.938
5	3:55.016	1:21.754	1:30.820	1:02.442	97.7	14:53.503	5	3:54.848	1:22.300	1:30.565	1:01.983	93.0	14:56.786
6	3:14.428	1:28.799	1:01.893	43.736	74.4	18:07.931	6	3:12.866	1:29.037	1:01.125	42.704	77.6	18:09.652
7	1:41.499	39.185	33.955	28.359	216.0	19:49.430	7	1:42.742	39.759	34.361	28.622	219.5	19:52.394
8	1:40.723	38.834	33.709	28.180	229.2	21:30.153	8	1:41.741	39.418	33.863	28.460	219.0	21:34.135
9	1:40.881	38.946	33.645	28.290	229.2	23:11.034	9	1:41.757	39.341	33.966	28.450	212.1	23:15.892
10	1:54.974	41.083	41.489	32.402	228.8	25:06.008	10	1:55.559	42.987	41.478	31.094	213.4	25:11.451
11	3:21.120	1:15.249	1:14.779	51.092	117.9	28:27.128	11	3:19.396	1:13.544	1:14.551	51.301	138.2	28:30.847
12	2:46.017	1:04.476	59.177	42.364	107.7	31:13.145	12	2:44.135	1:03.976	59.127	41.032	107.2	31:14.982
13	1:40.700	38.946	33.612	28.142	223.1	32:53.845	13	1:41.605	39.448	33.957	28.200	216.0	32:56.587
14	1:40.742	38.796	33.678	28.268	228.3	34:34.587	14	1:41.116	39.115	33.791	28.210	216.8	34:37.703
15	1:40.345	38.667	33.468	28.210	227.3	36:14.932	15	1:40.477	38.831	33.590	28.056	218.6	36:18.180
16	1:40.317	38.652	33.504	28.161	231.2	37:55.249	16	1:40.364	38.736	33.530	28.098	222.2	37:58.544
17	1:40.341	38.731	33.401	28.209	231.7	39:35.590	17	1:41.494	38.934	34.066	28.494	216.8	39:40.038





Circuito del Jarama
TCR Europe
Race - 1
Lap Analysis



25

Sami Taoufik

Audi RS 3 LMS

31

Tom Coronel

Honda Civic Type R FK7 TCR

Comtoy Racing

Boutsen Ginion Racing

Lap D	Time	Sector 1	Sector 2	Sector 3	T. Spd	Elapsed	Lap D	Time	Sector 1	Sector 2	Sector 3	T. Spd	Elapsed
1	1:51.448	45.795	36.373	29.280	141.5	1:51.448	1	1:58.094	48.040	36.209	33.845	155.3	1:58.094
2	1:59.324	42.332	45.287	31.705	213.0	3:50.772	2	1:59.352	42.824	44.687	31.841	215.5	3:57.446
3	3:39.116	1:11.139	1:30.463	57.514	158.5	7:29.888	3	3:39.707	1:11.518	1:30.255	57.934	169.2	7:37.153
4	3:40.187	1:18.333	1:26.621	55.233	61.9	11:10.075	4	3:40.704	1:17.596	1:26.455	56.653	78.6	11:17.857
5	3:53.250	1:20.999	1:29.917	1:02.334	87.3	15:03.325	5	3:53.459	1:22.094	1:27.712	1:03.653	89.2	15:11.316
6	3:09.729	1:29.018	59.564	41.147	66.6	18:13.054	6	3:04.842	1:28.425	56.601	39.816	88.1	18:16.158
7	1:43.944	40.461	34.765	28.718	210.9	19:56.998	7	1:44.368	40.727	34.624	29.017	215.1	20:00.526
8	1:42.531	39.562	34.584	28.385	214.7	21:39.529	8	1:46.835	40.141	34.690	32.004	217.3	21:47.361
9	1:46.616	43.976	34.352	28.288	205.7	23:26.145	9	1:41.773	39.348	33.871	28.554	230.2	23:29.134
10	1:55.351	41.236	42.986	31.129	209.7	25:21.496	10	1:56.224	45.074	39.711	31.439	230.7	25:25.358
11	3:18.358	1:10.843	1:15.298	52.217	154.2	28:39.854	11	3:17.176	1:09.319	1:15.687	52.170	163.8	28:42.534
12	2:38.431	1:00.776	58.525	39.130	108.7	31:18.285	12	2:37.137	1:00.796	58.573	37.768	102.3	31:19.671
13	1:42.965	40.160	34.076	28.729	223.6	33:01.250	13	1:43.295	40.578	34.140	28.577	229.7	33:02.966
14	1:41.521	39.399	33.903	28.219	226.8	34:42.771	14	1:42.296	39.376	34.208	28.712	220.4	34:45.262
15	1:41.029	39.521	33.502	28.006	227.8	36:23.800	15	1:42.476	39.742	33.915	28.819	223.6	36:27.738
16	1:40.807	38.808	33.673	28.326	223.6	38:04.607	16	1:42.884	39.816	34.062	29.006	223.1	38:10.622
17	1:41.484	39.007	33.836	28.641	231.2	39:46.091	17	1:42.358	39.675	33.957	28.726	227.3	39:52.980

26

Jessica Bäckman

Hyundai i30 N TCR

33

José Manuel Sapag

Hyundai i30 N TCR

Target Competition

Target Competition

Lap D	Time	Sector 1	Sector 2	Sector 3	T. Spd	Elapsed	Lap D	Time	Sector 1	Sector 2	Sector 3	T. Spd	Elapsed
1		45.954			139.5		1	1:56.701	50.376	36.525	29.800	155.1	1:56.701

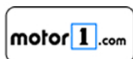
27

John Filippi

Hyundai i30 N TCR

Target Competition

Lap D	Time	Sector 1	Sector 2	Sector 3	T. Spd	Elapsed	Lap D	Time	Sector 1	Sector 2	Sector 3	T. Spd	Elapsed
1	1:53.486	45.938	37.864	29.684	145.1	1:53.486	2	1:59.360	43.522	44.770	31.068	211.7	3:56.061
2	2:01.074	43.253	45.205	32.616	225.9	3:54.560	3	3:39.614	1:11.748	1:30.253	57.613	178.5	7:35.675
3	3:37.785	1:10.451	1:30.035	57.299	190.1	7:32.345	4	3:40.409	1:18.376	1:25.840	56.193	64.1	11:16.084
4	3:40.325	1:18.353	1:26.125	55.847	71.3	11:12.670	5	3:53.462	1:22.811	1:27.414	1:03.237	92.5	15:09.546
5	3:53.140	1:21.013	1:29.944	1:02.183	82.1	15:05.810	6	3:06.244	1:29.530	56.565	40.149	81.5	18:15.790
6	3:08.886	1:28.539	59.180	41.167	100.9	18:14.696	7	1:45.375	41.276	34.704	29.395	212.5	20:01.165
7	1:43.751	40.231	34.451	29.069	222.2	19:58.447	8	1:45.106	39.706	34.699	30.701	219.0	21:46.271
8	1:42.573	39.640	34.291	28.642	225.0	21:41.020	9	1:41.743	39.574	33.815	28.354	220.8	23:28.014
9	1:42.302	39.802	33.786	28.714	226.4	23:23.322	10	1:56.659	45.992	39.326	31.341	229.7	25:24.673
10	1:56.533	41.827	42.309	32.397	225.4	25:19.855	11	3:17.329	1:09.150	1:15.415	52.764	158.3	28:42.002
11	3:17.043	1:10.597	1:15.560	50.886	146.9	28:36.898	12	2:37.247	1:00.883	58.307	38.057	101.4	31:19.249
12	2:40.756	1:01.863	59.155	39.738	115.8	31:17.654	13	1:43.330	40.410	34.183	28.737	219.0	33:02.579
13	1:43.478	39.546	34.757	29.175	227.3	33:01.132	14	1:42.227	39.383	34.121	28.723	225.9	34:44.806
14	1:41.278	39.226	33.657	28.395	232.2	34:42.410	15	1:42.882	39.773	33.788	29.321	229.7	36:27.688
15	1:42.192	40.054	33.771	28.367	232.2	36:24.602	16	1:43.504	40.849	33.891	28.764	218.6	38:11.192
16	1:41.055	39.017	33.652	28.386	229.7	38:05.657	17	1:42.381	39.812	33.936	28.633	227.8	39:53.573
17	1:40.914	38.932	33.526	28.456	229.7	39:46.571							





Circuito del Jarama

TCR Europe

Race - 1

Lap Analysis



53

Michelle Halder

Honda Civic Type R FK7 TCR

96

Mikel Azcona

CUPRA TCR

Profi Car Team Halder

Volcano Motorsport

Lap D	Time	Sector 1	Sector 2	Sector 3	T. Spd	Elapsed	Lap D	Time	Sector 1	Sector 2	Sector 3	T. Spd	Elapsed
1	2:06.723	58.546	37.311	30.866	161.6	2:06.723	1	1:41.840	39.995	33.677	28.168	124.7	1:41.840
2	1:55.929	42.978	39.985	32.966	193.8	4:02.652	2	1:52.718	41.885	41.028	29.805	223.1	3:34.558
3	3:39.751	1:10.956	1:29.955	58.840	166.4	7:42.403	3	3:43.338	1:15.032	1:30.247	58.059	139.7	7:17.896
4	3:39.740	1:17.914	1:25.595	56.231	82.8	11:22.143	4	3:38.924	1:18.686	1:25.688	54.550	67.9	10:56.820
5	3:54.459	1:23.461	1:27.224	1:03.774	113.0	15:16.602	5	3:54.553	1:22.049	1:30.706	1:01.798	82.6	14:51.373
6	3:03.322	1:29.652	53.383	40.287	58.0	18:19.924	6	3:16.190	1:29.480	1:02.697	44.013	69.3	18:07.563
7	1:47.528	41.510	36.353	29.665	195.6	20:07.452	7	1:39.826	38.737	33.179	27.910	226.4	19:47.389
8	1:45.849	40.496	35.985	29.368	202.2	21:53.301	8	1:39.553	38.553	33.179	27.821	226.8	21:26.942
9	1:46.063	40.583	36.039	29.441	206.8	23:39.364	9	1:39.746	38.440	33.490	27.816	229.2	23:06.688
10	1:51.070	41.838	37.854	31.378	189.8	25:30.434	10	1:57.874	43.143	42.163	32.568	221.7	25:04.562
11	3:15.979	1:08.200	1:15.171	52.608	166.6	28:46.413	11	3:20.995	1:15.546	1:14.984	50.465	124.2	28:25.557
12	2:36.412	1:01.062	58.564	36.786	115.0	31:22.825	12	2:46.976	1:04.598	1:00.091	42.287	126.0	31:12.533
13	1:44.171	40.081	34.948	29.142	214.7	33:06.996	13	1:39.324	38.477	32.945	27.902	226.8	32:51.857
14	1:43.932	39.703	35.257	28.972	210.5	34:50.928	14	1:39.479	38.430	33.190	27.859	228.3	34:31.336
15	1:43.128	39.599	34.613	28.916	208.4	36:34.056	15	1:39.272	38.376	33.090	27.806	225.4	36:10.608
16	1:42.231	39.138	34.450	28.643	220.4	38:16.287	16	1:39.010	38.421	32.874	27.715	231.7	37:49.618
17	1:42.001	39.225	34.143	28.633	227.8	39:58.288	17	1:39.354	38.244	33.164	27.946	228.3	39:28.972

70

Mat'o Homola

Hyundai i30 N TCR

99

Daniel Nagy

Hyundai i30 N TCR

BRC Racing Team

BRC Racing Team

Lap D	Time	Sector 1	Sector 2	Sector 3	T. Spd	Elapsed	Lap D	Time	Sector 1	Sector 2	Sector 3	T. Spd	Elapsed
1	1:44.854	41.679	34.369	28.806	128.1	1:44.854	1	1:50.936	45.676	35.985	29.275	143.2	1:50.936
2	1:53.646	40.382	43.082	30.182	221.7	3:38.500	2	1:57.286	40.610	45.327	31.349	219.5	3:48.222
3	3:41.753	1:14.428	1:29.650	57.675	154.0	7:20.253	3	3:39.268	1:11.249	1:30.703	57.316	189.4	7:27.490
4	3:39.240	1:18.540	1:26.105	54.595	65.8	10:59.493	4	3:40.754	1:18.280	1:26.336	56.138	53.2	11:08.244
5	3:54.756	1:21.989	1:30.613	1:02.154	112.2	14:54.249	5	3:53.007	1:20.038	1:31.236	1:01.733	96.7	15:01.251
6	3:14.361	1:29.426	1:01.274	43.661	72.5	18:08.610	6	3:11.099	1:28.528	1:00.585	41.986	72.2	18:12.350
7	1:42.150	39.666	33.803	28.681	218.6	19:50.760	7	1:44.152	40.683	34.715	28.754	219.5	19:56.502
8	1:41.311	39.172	33.539	28.600	227.3	21:32.071	8	1:42.482	39.640	34.399	28.443	225.4	21:38.984
9	1:41.497	39.226	33.709	28.562	225.0	23:13.568	9	1:41.893	39.330	34.027	28.536	229.7	23:20.877
10	1:54.764	40.372	42.738	31.654	229.2	25:08.332	10	1:56.367	40.974	43.692	31.701	229.7	25:17.244
11	3:19.929	1:14.258	1:14.631	51.040	127.2	28:28.261	11	3:16.797	1:10.800	1:15.667	50.330	154.7	28:34.041
12	2:45.649	1:04.255	59.195	42.199	104.2	31:13.910	12	2:42.127	1:02.900	59.212	40.015	107.0	31:16.168
13	1:41.167	39.544	33.315	28.308	225.9	32:55.077	13	1:42.634	40.383	34.036	28.215	218.1	32:58.802
14	1:40.545	38.783	33.572	28.190	229.7	34:35.622	14	1:41.518	39.098	33.983	28.437	225.9	34:40.320
15	1:40.376	38.753	33.408	28.215	228.8	36:15.998	15	1:41.677	39.204	34.110	28.363	225.0	36:21.997
16	1:40.683	38.792	33.519	28.372	227.8	37:56.681	16	1:41.253	39.187	33.826	28.240	225.4	38:03.250
17	1:40.300	38.700	33.402	28.198	230.7	39:36.981	17	1:41.158	38.939	33.817	28.402	229.2	39:44.408

72

Franco Girolami

Honda Civic Type R FK7 TCR

PSS Racing Team

Lap D	Time	Sector 1	Sector 2	Sector 3	T. Spd	Elapsed
1	1:48.762	44.422	35.321	29.019	150.0	1:48.762
2	1:57.701	41.235	44.829	31.637	221.7	3:46.463
3	3:39.968	1:11.709	1:30.640	57.619	182.4	7:26.431
4	3:38.935	1:17.977	1:26.608	54.350	66.4	11:05.366
5	3:54.542	1:21.488	1:31.016	1:02.038	102.2	14:59.908
6	3:11.600	1:28.724	1:00.652	42.224	72.3	18:11.508
7	1:43.150	40.037	34.586	28.527	211.3	19:54.658
8	1:42.582	39.886	34.281	28.415	208.4	21:37.240

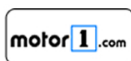
74

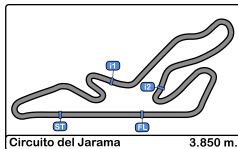
Pepe Oriola

Honda Civic Type R FK7 TCR

Brutal Fish Racing Team

Lap D	Time	Sector 1	Sector 2	Sector 3	T. Spd	Elapsed
1		45.936			151.6	





Circuito del Jarama
TCR Europe
Race - 1
Lap Analysis



123 Daniel Lloyd Honda Civic Type R FK7 TCR **250** Mehdi Bennani Audi RS 3 LMS
 Brutal Fish Racing Team Comtoy Racing

Lap D	Time	Sector 1	Sector 2	Sector 3	T. Spd	Elapsed	Lap D	Time	Sector 1	Sector 2	Sector 3	T. Spd	Elapsed
1	1:52.636	46.591	36.921	29.124	163.6	1:52.636	1	1:45.958	42.524	34.566	28.868	131.2	1:45.958
2	2:01.403	43.497	44.986	32.920	214.2	3:54.039	2	1:54.268	40.888	42.811	30.569	217.7	3:40.226
3	3:37.491	1:09.484	1:30.607	57.400	182.4	7:31.530	3	3:41.142	1:13.803	1:30.089	57.250	170.0	7:21.368
4	3:40.228	1:18.342	1:26.212	55.674	68.0	11:11.758	4	3:39.214	1:18.677	1:25.940	54.597	61.9	11:00.582
5	3:53.365	1:21.414	1:29.558	1:02.393	83.9	15:05.123	5	3:54.509	1:21.878	1:30.773	1:01.858	91.1	14:55.091
6	3:09.134	1:28.487	59.287	41.360	69.9	18:14.257	6	3:14.238	1:29.418	1:01.701	43.119	69.4	18:09.329
7	1:43.706	40.364	34.452	28.890	210.5	19:57.963	7	1:42.522	39.687	34.234	28.601	220.8	19:51.851
8	1:42.564	39.560	34.210	28.794	218.1	21:40.527	8	1:41.510	39.316	33.859	28.335	219.9	21:33.361
9	1:41.958	39.304	33.946	28.708	222.6	23:22.485	9	1:41.609	39.127	34.017	28.465	220.8	23:14.970
10	1:56.792	42.174	41.913	32.705	221.3	25:19.277	10	1:54.622	43.191	40.052	31.379	221.3	25:09.592
11	3:16.714	1:10.136	1:15.962	50.616	156.7	28:35.991	11	3:19.595	1:14.018	1:14.730	50.847	121.3	28:29.187
12	2:41.149	1:02.248	58.840	40.061	116.6	31:17.140	12	2:45.394	1:04.557	59.055	41.782	113.5	31:14.581
13	1:43.178	39.705	34.780	28.693	222.6	33:00.318	13	1:41.522	39.467	33.787	28.268	224.0	32:56.103
14	1:41.860	39.324	33.983	28.553	224.5	34:42.178	14	1:40.872	38.762	33.927	28.183	223.6	34:36.975
15	1:41.012	39.184	33.602	28.226	216.4	36:23.190	15	1:40.499	38.657	33.703	28.139	224.0	36:17.474
16	1:40.954	38.924	33.735	28.295	227.3	38:04.144	16	1:40.325	38.609	33.536	28.180	226.4	37:57.799
17	1:41.236	39.220	33.562	28.454	226.8	39:45.380	17	1:40.844	38.817	33.901	28.126	224.5	39:38.643

199 Fernando Navarrete Peugeot 308 TCR
 SMC Junior Motorsport

Lap D	Time	Sector 1	Sector 2	Sector 3	T. Spd	Elapsed
1	1:58.691	50.484	37.087	31.120	158.5	1:58.691
2	2:01.954	44.028	44.901	33.025	198.8	4:00.645
3	3:39.789	1:10.626	1:30.336	58.827	181.2	7:40.434
4	3:39.632	1:17.818	1:24.627	57.187	84.7	11:20.066
5	3:54.121	1:22.771	1:26.818	1:04.532	115.1	15:14.187
6	3:04.942	1:29.901	53.932	41.109	53.8	18:19.129
7	1:47.061	40.936	36.684	29.441	211.7	20:06.190
8	1:44.468	40.732	34.946	28.790	214.7	21:50.658
9	1:42.885	39.750	34.406	28.729	217.7	23:33.543
10	1:55.518	44.023	39.703	31.792	210.1	25:29.061
11	3:16.651	1:08.663	1:15.334	52.654	177.9	28:45.712
12	2:36.850	1:01.141	58.702	37.007	118.9	31:22.562
13	1:42.982	39.766	34.441	28.775	223.1	33:05.544
14	1:42.005	39.201	34.236	28.568	220.8	34:47.549
15	1:41.906	39.241	33.978	28.687	229.2	36:29.455
16	1:42.671	39.688	34.141	28.842	217.7	38:12.126
17	1:42.220	39.611	34.025	28.584	228.8	39:54.346





Circuito del Jarama

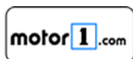
TCR Europe

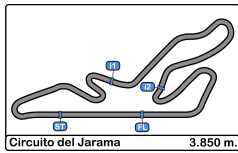
Race - 1

Analysis by Lap



Num	Lap Time	Gap	Num	Lap Time	Gap	Num	Lap Time	Gap	Num	Lap Time	Gap	Num	Lap Time	Gap
Lap 1			31	1:59.352	22.888	25	3:40.187	13.255	24	3:12.866	02.089	Lap 8		
96	1:41.840		10	2:00.113	23.929	123	3:40.228	14.938	19	3:12.866	02.901	96	1:39.553	
20	1:43.662	01.822	199	2:01.954	26.087	27	3:40.325	15.850	8	3:11.964	03.348	20	1:40.723	03.211
70	1:44.854	03.014	16	2:00.008	26.586	13	3:39.997	17.130	72	3:11.600	03.945	70	1:41.311	05.129
250	1:45.958	04.118	53	1:55.929	28.094	21	3:40.061	18.201	99	3:11.099	04.787	250	1:41.510	06.419
24	1:46.748	04.908	Num Lap Time Gap			33	3:40.409	19.264	7	3:10.074	04.959	24	1:41.741	07.193
19	1:47.612	05.772	Lap 3			31	3:40.704	21.037	25	3:09.729	05.491	19	1:42.762	09.803
8	1:48.013	06.173	96	3:43.338		10	3:40.298	21.894	123	3:09.134	06.694	8	1:42.779	10.101
72	1:48.762	06.922	20	3:43.517	01.277	199	3:39.632	23.246	27	3:08.886	07.133	72	1:42.582	10.298
99	1:50.936	09.096	70	3:41.753	02.357	16	3:39.902	24.140	13	3:07.916	07.681	7	1:42.183	10.978
25	1:51.448	09.608	250	3:41.142	03.472	53	3:39.740	25.323	21	3:06.954	08.047	99	1:42.482	12.042
7	1:51.644	09.804	24	3:39.924	05.347	Num Lap Time Gap			33	3:06.244	08.227	25	1:42.531	12.587
123	1:52.636	10.796	19	3:40.065	06.213	Lap 5			31	3:04.842	08.595	123	1:42.564	13.585
27	1:53.486	11.646	8	3:40.343	07.209	96	3:54.553		10	3:05.436	10.174	27	1:42.573	14.078
13	1:54.702	12.862	72	3:39.968	08.535	20	3:55.016	02.130	199	3:04.942	11.566	13	1:43.137	16.147
21	1:54.989	13.149	99	3:39.268	09.594	70	3:54.756	02.876	16	3:04.261	11.975	21	1:43.144	16.447
33	1:56.701	14.861	7	3:38.556	10.648	250	3:54.509	03.718	53	3:03.322	12.361	33	1:45.106	19.329
31	1:58.094	16.254	25	3:39.116	11.992	24	3:54.848	05.413	Num Lap Time Gap			31	1:46.835	20.419
10	1:58.374	16.534	123	3:37.491	13.634	19	3:54.977	06.225	Lap 7			10	1:44.347	21.311
199	1:58.691	16.851	27	3:37.785	14.449	8	3:55.135	07.574	96	1:39.826		16	1:43.584	21.778
16	2:01.136	19.296	13	3:42.464	16.057	72	3:54.542	08.535	20	1:41.499	02.041	199	1:44.468	23.716
53	2:06.723	24.883	21	3:39.528	17.064	99	3:53.007	09.878	70	1:42.150	03.371	53	1:45.849	26.359
Num Lap Time Gap			33	3:39.614	17.779	7	3:53.153	11.075	250	1:42.522	04.462	Num Lap Time Gap		
Lap 2			31	3:39.707	19.257	25	3:53.250	11.952	24	1:42.742	05.005	Lap 9		
96	1:52.718		10	3:39.929	20.520	123	3:53.365	13.750	19	1:43.519	06.594	96	1:39.746	
20	1:51.994	01.098	199	3:39.789	22.538	27	3:53.140	14.437	8	1:43.353	06.875	20	1:40.881	04.346
70	1:53.646	03.942	16	3:39.914	23.162	13	3:53.378	15.955	72	1:43.150	07.269	70	1:41.497	06.880
250	1:54.268	05.668	53	3:39.751	24.507	21	3:53.635	17.283	7	1:43.215	08.348	250	1:41.609	08.282
24	1:56.571	08.761	Num Lap Time Gap			33	3:53.462	18.173	99	1:44.152	09.113	24	1:41.757	09.204
19	1:56.432	09.486	Lap 4			31	3:53.459	19.943	25	1:43.944	09.609	19	1:41.731	11.788
8	1:56.749	10.204	96	3:38.924		10	3:53.587	20.928	123	1:43.706	10.574	8	1:42.001	12.356
72	1:57.701	11.905	20	3:39.314	01.667	199	3:54.121	22.814	27	1:43.751	11.058	72	1:41.893	14.189
99	1:57.286	13.664	70	3:39.240	02.673	16	3:54.317	23.904	13	1:44.708	12.563	99	1:41.958	15.797
7	1:58.344	15.430	250	3:39.214	03.762	53	3:54.459	25.229	21	1:44.635	12.856	27	1:42.302	16.634
25	1:59.324	16.214	24	3:38.695	05.118	Num Lap Time Gap			31	1:44.368	13.137	13	1:42.898	19.299
13	1:56.787	16.931	19	3:38.512	05.801	Lap 6			33	1:45.375	13.776	25	1:46.616	19.457
123	2:01.403	19.481	8	3:38.707	06.992	96	3:16.190		10	1:46.169	16.517	21	1:43.354	20.055
27	2:01.074	20.002	72	3:38.935	08.546	20	3:14.428	00.368	16	1:45.598	17.747	33	1:41.743	21.326
21	2:00.443	20.874	99	3:40.754	11.424	70	3:14.361	01.047	199	1:47.061	18.801	31	1:41.773	22.446
33	1:59.360	21.503	7	3:40.751	12.475	250	3:14.238	01.766	53	1:47.528	20.063	10	1:43.193	24.758





Circuito del Jarama

TCR Europe

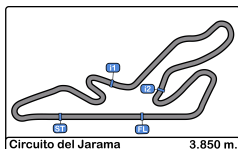
Race - 1

Analysis by Lap



Num	Lap Time	Gap	Num	Lap Time	Gap	Num	Lap Time	Gap	Num	Lap Time	Gap	Num	Lap Time	Gap
16	1:43.326	25.358	31	3:17.176	16.977	13	1:44.163	10.548	27	1:42.192	13.994	123	1:41.236	16.408
199	1:42.885	26.855	10	3:16.351	17.914	33	1:43.330	10.722	21	1:41.627	14.463	25	1:41.484	17.119
53	1:46.063	32.676	16	3:17.160	19.103	31	1:43.295	11.109	13	1:42.754	16.737	27	1:40.914	17.599
Num	Lap Time	Gap	199	3:16.651	20.155	10	1:43.192	11.792	33	1:42.882	17.080	21	1:41.049	18.271
Lap 10			53	3:15.979	20.856	16	1:42.665	12.342	31	1:42.476	17.130	13	1:42.394	23.874
96	1:57.874		Num	Lap Time	Gap	199	1:42.982	13.687	10	1:42.449	17.465	31	1:42.358	24.008
20	1:54.974	01.446	Lap 12			53	1:44.171	15.139	16	1:42.045	17.872	33	1:42.381	24.601
70	1:54.764	03.770	96	2:46.976		Num	Lap Time	Gap	199	1:41.906	18.847	199	1:42.220	25.374
250	1:54.622	05.030	20	2:46.017	00.612	Lap 14			53	1:43.128	23.448	16	1:41.682	25.699
24	1:55.559	06.889	70	2:45.649	01.377	96	1:39.479		Num	Lap Time	Gap	10	1:43.485	27.002
19	1:53.514	07.428	250	2:45.394	02.048	20	1:40.742	03.251	Lap 16			53	1:42.001	29.316
8	1:54.507	08.989	24	2:44.135	02.449	70	1:40.545	04.286	96	1:39.010				
99	1:56.367	12.682	19	2:43.905	03.034	250	1:40.872	05.639	20	1:40.317	05.631			
123	1:56.792	14.715	8	2:43.336	03.312	24	1:41.116	06.367	70	1:40.683	07.063			
27	1:56.533	15.293	99	2:42.127	03.635	19	1:41.427	08.203	250	1:40.325	08.181			
13	1:54.527	15.952	123	2:41.149	04.607	99	1:41.518	08.984	24	1:40.364	08.926			
25	1:55.351	16.934	27	2:40.756	05.121	8	1:41.487	09.579	19	1:41.091	12.401			
21	1:57.590	19.771	13	2:39.270	05.709	123	1:41.860	10.842	99	1:41.253	13.632			
33	1:56.659	20.111	25	2:38.431	05.752	27	1:41.278	11.074	8	1:41.372	14.105			
31	1:56.224	20.796	21	2:37.643	06.235	25	1:41.521	11.435	123	1:40.954	14.526			
10	1:55.674	22.558	33	2:37.247	06.716	21	1:41.885	12.108	25	1:40.807	14.989			
16	1:55.454	22.938	31	2:37.137	07.138	13	1:42.186	13.255	27	1:41.055	16.039			
199	1:55.518	24.499	10	2:36.986	07.924	33	1:42.227	13.470	21	1:41.123	16.576			
53	1:51.070	25.872	16	2:36.874	09.001	31	1:42.296	13.926	13	1:43.107	20.834			
Num	Lap Time	Gap	199	2:36.850	10.029	10	1:41.975	14.288	31	1:42.884	21.004			
Lap 11			53	2:36.412	10.292	16	1:42.236	15.099	33	1:43.504	21.574			
96	3:20.995		Num	Lap Time	Gap	199	1:42.005	16.213	199	1:42.671	22.508			
20	3:21.120	01.571	Lap 13			53	1:43.932	19.592	10	1:44.416	22.871			
70	3:19.929	02.704	96	1:39.324		Num	Lap Time	Gap	16	1:44.509	23.371			
250	3:19.595	03.630	20	1:40.700	01.988	Lap 15			53	1:42.231	26.669			
24	3:19.396	05.290	70	1:41.167	03.220	96	1:39.272		Num	Lap Time	Gap			
19	3:19.672	06.105	250	1:41.522	04.246	20	1:40.345	04.324	Lap 17					
8	3:18.958	06.952	24	1:41.605	04.730	70	1:40.376	05.390	96	1:39.354				
99	3:16.797	08.484	19	1:42.545	06.255	250	1:40.499	06.866	20	1:40.341	06.618			
123	3:16.714	10.434	99	1:42.634	06.945	24	1:40.477	07.572	70	1:40.300	08.009			
27	3:17.043	11.341	8	1:43.583	07.571	19	1:41.389	10.320	250	1:40.844	09.671			
13	3:18.458	13.415	123	1:43.178	08.461	99	1:41.677	11.389	24	1:41.494	11.066			
25	3:18.358	14.297	27	1:43.478	09.275	8	1:41.436	11.743	19	1:41.234	14.281			
21	3:16.792	15.568	25	1:42.965	09.393	123	1:41.012	12.582	99	1:41.158	15.436			
33	3:17.329	16.445	21	1:42.791	09.702	25	1:41.029	13.192	8	1:41.025	15.776			





Circuito del Jarama

TCR Europe

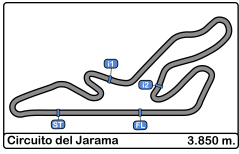
Race - 1

Best Sectors Results



Sector - 1			Sector - 2			Sector - 3			Ideal Lap vs Best Lap						
Clas	Nº	Driver	Time	Nº	Driver	Time	Nº	Driver	Time	Clas	Nº	Driver	Ideal Lap	Best Lap	Clas
1	96	Mikel Azcona	38.244	96	Mikel Azcona	32.874	96	Mikel Azcona	27.715	1	96	Mikel Azcona	1:38.833	1:39.010	1
2	25	Mehdi Bennani	38.609	70	Mat'o Homola	33.315	25	Sami Taoufik	28.006	2	20	Teddy Clairet	1:40.195	1:40.317	3
3	20	Teddy Clairet	38.652	20	Teddy Clairet	33.401	24	Julien Briché	28.056	3	70	Mat'o Homola	1:40.205	1:40.300	2
4	70	Mat'o Homola	38.700	25	Sami Taoufik	33.502	250	Mehdi Bennani	28.126	4	250	Mehdi Bennani	1:40.271	1:40.325	4
5	24	Julien Briché	38.736	27	John Filippi	33.526	20	Teddy Clairet	28.142	5	25	Sami Taoufik	1:40.316	1:40.807	6
6	25	Sami Taoufik	38.808	24	Julien Briché	33.530	70	Mat'o Homola	28.190	6	24	Julien Briché	1:40.322	1:40.364	5
7	8	Nicolas Baert	38.838	250	Mehdi Bennani	33.536	8	Nicolas Baert	28.212	7	123	Daniel Lloyd	1:40.712	1:40.954	8
8	12	Daniel Lloyd	38.924	123	Daniel Lloyd	33.562	99	Daniel Nagy	28.215	8	8	Nicolas Baert	1:40.804	1:41.025	9
9	27	John Filippi	38.932	19	Andreas Bäckman	33.707	123	Daniel Lloyd	28.226	9	27	John Filippi	1:40.825	1:40.914	7
10	21	Jimmy Clairet	38.938	8	Nicolas Baert	33.754	21	Jimmy Clairet	28.229	10	21	Jimmy Clairet	1:40.936	1:41.049	10
11	99	Daniel Nagy	38.939	21	Jimmy Clairet	33.769	33	José Manuel Sapag	28.354	11	99	Daniel Nagy	1:40.971	1:41.158	12
12	19	Andreas Bäckman	38.955	10	Viktor Davidovski	33.788	27	John Filippi	28.367	12	19	Andreas Bäckman	1:41.056	1:41.091	11
13	16	Evgenii Leonov	38.955	33	José Manuel Sapag	33.788	19	Andreas Bäckman	28.394	13	10	Viktor Davidovski	1:41.350	1:41.975	17
14	10	Viktor Davidovski	39.040	99	Daniel Nagy	33.817	72	Franco Girolami	28.415	14	33	José Manuel Sapag	1:41.525	1:41.743	14
15	53	Michelle Halder	39.138	31	Tom Coronel	33.871	16	Evgenii Leonov	28.514	15	16	Evgenii Leonov	1:41.593	1:41.682	13
16	19	Fernando Navarrete	39.201	13	Enrique Hernando	33.965	7	Mike Halder	28.518	16	199	Fernando Navarrete	1:41.747	1:41.906	16
17	13	Enrique Hernando	39.236	199	Fernando Navarrete	33.978	10	Viktor Davidovski	28.522	17	31	Tom Coronel	1:41.773	1:41.773	15
18	31	Tom Coronel	39.348	16	Evgenii Leonov	34.124	31	Tom Coronel	28.554	18	13	Enrique Hernando	1:41.881	1:42.186	20
19	33	José Manuel Sapag	39.383	53	Michelle Halder	34.143	199	Fernando Navarrete	28.568	19	53	Michelle Halder	1:41.914	1:42.001	18
20	7	Mike Halder	39.509	7	Mike Halder	34.156	53	Michelle Halder	28.633	20	7	Mike Halder	1:42.183	1:42.183	19
21	72	Franco Girolami	39.886	72	Franco Girolami	34.281	13	Enrique Hernando	28.680	21	72	Franco Girolami	1:42.582	1:42.582	21
22	74	Pepe Oriola	45.936	74	Pepe Oriola	Transpo	74	Pepe Oriola	Transpo	22	74	Pepe Oriola	Transpo	Transpo	22
23	26	Jessica Bäckman	45.954	26	Jessica Bäckman	Transpo	26	Jessica Bäckman	Transpo	23	26	Jessica Bäckman	Transpo	Transpo	23
24	17	Martin Ryba	1:08.001	17	Martin Ryba	Transpo	17	Martin Ryba	Transpo	24	17	Martin Ryba	Transpo	Transpo	24

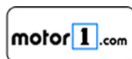


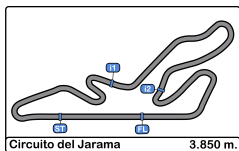


Circuito del Jarama
TCR Europe
Race - 1
Leader Sequence



<u>Nº</u>	<u>Driver</u>	<u>Nat</u>	<u>Team</u>	<u>Nat</u>	<u>Vehicle</u>	<u>Start Lap</u>	<u>End Lap</u>	<u>Laps</u>	<u>Total Laps</u>
96	Mikel Azcona	ESP	Volcano Motorsport	ESP	CUPRA TCR	1	17	17	17

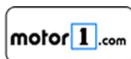


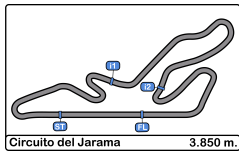


Circuito del Jarama
TCR Europe
Race - 1
Best 5 Lap Times



Cls	Nº	Driver	Nat	Team	Nat	Vehicle	Best 1		Best 2		Best 3		Best 4		Best 5	
							Time	Lap	Time	Lap	Time	Lap	Time	Lap	Time	Lap
1	96	Mikel Azcona	ESP	Volcano Motorsport	ESP	CUPRA TCR	1:39.010	16	1:39.272	15	1:39.324	13	1:39.354	17	1:39.479	14
2	70	Mat'o Homola	SVK	BRC Racing Team	SVK	Hyundai i30 N TCR	1:40.300	17	1:40.376	15	1:40.545	14	1:40.683	16	1:41.167	13
3	20	Teddy Clairet	FRA	Team Clairet Sport	FRA	Peugeot 308 TCR	1:40.317	16	1:40.341	17	1:40.345	15	1:40.700	13	1:40.723	8
4	250	Mehdi Bennani	MAR	Comtoyout Racing	MAR	Audi RS 3 LMS	1:40.325	16	1:40.499	15	1:40.844	17	1:40.872	14	1:41.510	8
5	24	Julien Briché	FRA	JSB Compétition	FRA	Peugeot 308 TCR	1:40.364	16	1:40.477	15	1:41.116	14	1:41.494	17	1:41.605	13
6	25	Sami Taoufik	MAR	Comtoyout Racing	MAR	Audi RS 3 LMS	1:40.807	16	1:41.029	15	1:41.484	17	1:41.521	14	1:42.531	8
7	27	John Filippi	FRA	Target Competition	FRA	Hyundai i30 N TCR	1:40.914	17	1:41.055	16	1:41.278	14	1:42.192	15	1:42.302	9
8	123	Daniel Lloyd	GBR	Brutal Fish Racing Team	GBR	Honda Civic Type R FK7 TCR	1:40.954	16	1:41.012	15	1:41.236	17	1:41.860	14	1:41.958	9
9	8	Nicolas Baert	BEL	Comtoyout Racing	BEL	Audi RS 3 LMS	1:41.025	17	1:41.372	16	1:41.436	15	1:41.487	14	1:42.001	9
10	21	Jimmy Clairet	FRA	Team Clairet Sport	FRA	Peugeot 308 TCR	1:41.049	17	1:41.123	16	1:41.627	15	1:41.885	14	1:42.791	13
11	19	Andreas Bäckman	SW	Target Competition	SW	Hyundai i30 N TCR	1:41.091	16	1:41.234	17	1:41.389	15	1:41.427	14	1:41.731	9
12	99	Daniel Nagy	HUN	BRC Racing Team	HUN	Hyundai i30 N TCR	1:41.158	17	1:41.253	16	1:41.518	14	1:41.677	15	1:41.893	9
13	16	Evgenii Leonov	RUS	Volcano Motorsport	RUS	CUPRA TCR	1:41.682	17	1:42.045	15	1:42.236	14	1:42.665	13	1:43.326	9
14	33	José Manuel	ARG	Target Competition	ARG	Hyundai i30 N TCR	1:41.743	9	1:42.227	14	1:42.381	17	1:42.882	15	1:43.330	13
15	31	Tom Coronel	NED	Boutsen Ginion Racing	NED	Honda Civic Type R FK7 TCR	1:41.773	9	1:42.296	14	1:42.358	17	1:42.476	15	1:42.884	16
16	199	Fernando	ESP	SMC Junior Motorsport	ESP	Peugeot 308 TCR	1:41.906	15	1:42.005	14	1:42.220	17	1:42.671	16	1:42.885	9
17	10	Viktor Davidovski	MKD	PSS Racing Team	MKD	Honda Civic Type R FK7 TCR	1:41.975	14	1:42.449	15	1:43.192	13	1:43.193	9	1:43.485	17
18	53	Michelle Halder	GER	Profi Car Team Halder	GER	Honda Civic Type R FK7 TCR	1:42.001	17	1:42.231	16	1:43.128	15	1:43.932	14	1:44.171	13
19	7	Mike Halder	GER	Profi Car Team Halder	GER	Honda Civic Type R FK7 TCR	1:42.183	8	1:43.215	7	1:51.644	1	1:58.344	2	3:10.074	6
20	13	Enrique Hernando	ESP	SMC Junior Motorsport	ESP	Peugeot 308 TCR	1:42.186	14	1:42.394	17	1:42.754	15	1:42.898	9	1:43.107	16
21	72	Franco Girolami	ARG	PSS Racing Team	ARG	Honda Civic Type R FK7 TCR	1:42.582	8	1:43.150	7	1:48.762	1	1:57.701	2	3:11.600	6
22	17	Martin Ryba	SVK	Brutal Fish Racing Team	SVK	Honda Civic Type R FK7 TCR										
23	26	Jessica Bäckman	SW	Target Competition	SW	Hyundai i30 N TCR										
24	74	Pepe Oriola	ESP	Brutal Fish Racing Team	ESP	Honda Civic Type R FK7 TCR										





Circuito del Jarama

TCR Europe

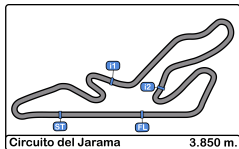
Race - 1

Best 5 Top Speeds



Cls	Nº	Driver	Nat	Team	Nat	Vehicle	Top 1		Top 2		Top 3		Top 4		Top 5		Avg
							Km/h	Lap	Km/h	Lap	Km/h	Lap	Km/h	Lap	Km/h	Lap	
1	7	Mike Halder	GER	Profi Car Team Halder	GER	Honda Civic Type R FK7 TCR	232.2	9	228.3	7	220.8	8	219.0	2	192.8	3	218.6
2	16	Evgenii Leonov	RUS	Volcano Motorsport	RUS	CUPRA TCR	232.2	15	230.2	17	229.2	9	228.8	13	228.3	16	229.7
3	27	John Filippi	FRA	Target Competition	FRA	Hyundai i30 N TCR	232.2	14	232.2	15	229.7	16	229.7	17	227.3	13	230.2
4	10	Viktor Davidovski	MKD	PSS Racing Team	MKD	Honda Civic Type R FK7 TCR	231.7	14	230.7	15	230.2	16	228.8	10	228.8	13	230.0
5	20	Teddy Clairet	FRA	Team Clairet Sport	FRA	Peugeot 308 TCR	231.7	17	231.2	16	229.2	8	229.2	9	228.8	10	230.0
6	96	Mikel Azcona	ESP	Volcano Motorsport	ESP	CUPRA TCR	231.7	16	229.2	9	228.3	14	228.3	17	226.8	8	228.9
7	13	Enrique Hernando	ESP	SMC Junior Motorsport	ESP	Peugeot 308 TCR	231.2	9	230.2	14	229.7	8	229.2	16	226.8	10	229.5
8	25	Sami Taoufik	MAR	Comtoyout Racing	MAR	Audi RS 3 LMS	231.2	17	227.8	15	226.8	14	223.6	13	223.6	16	226.6
9	31	Tom Coronel	NED	Boutsen Ginion Racing	NED	Honda Civic Type R FK7 TCR	230.7	10	230.2	9	229.7	13	227.3	17	223.6	15	228.3
10	70	Mat'ò Homola	SVK	BRC Racing Team	SVK	Hyundai i30 N TCR	230.7	17	229.7	14	229.2	10	228.8	15	227.8	16	229.3
11	8	Nicolas Baert	BEL	Comtoyout Racing	BEL	Audi RS 3 LMS	230.2	13	228.3	17	226.4	9	225.0	14	225.0	16	227.0
12	33	José Manuel	ARG	Target Competition	ARG	Hyundai i30 N TCR	229.7	10	229.7	15	227.8	17	225.9	14	220.8	9	226.8
13	99	Daniel Nagy	HUN	BRC Racing Team	HUN	Hyundai i30 N TCR	229.7	9	229.7	10	229.2	17	225.9	14	225.4	8	228.0
14	199	Fernando	ESP	SMC Junior Motorsport	ESP	Peugeot 308 TCR	229.2	15	228.8	17	223.1	13	220.8	14	217.7	9	223.9
15	19	Andreas Bäckman	SW	Target Competition	SW	Hyundai i30 N TCR	228.8	9	227.3	17	225.9	8	225.0	2	224.0	10	226.2
16	53	Michelle Halder	GER	Profi Car Team Halder	GER	Honda Civic Type R FK7 TCR	227.8	17	220.4	16	214.7	13	210.5	14	208.4	15	216.3
17	123	Daniel Lloyd	GBR	Brutal Fish Racing Team	GBR	Honda Civic Type R FK7 TCR	227.3	16	226.8	17	224.5	14	222.6	9	222.6	13	224.8
18	250	Mehdi Bennani	MAR	Comtoyout Racing	MAR	Audi RS 3 LMS	226.4	16	224.5	17	224.0	13	224.0	15	223.6	14	224.5
19	21	Jimmy Clairet	FRA	Team Clairet Sport	FRA	Peugeot 308 TCR	225.9	17	223.6	16	219.0	7	218.6	14	218.1	9	221.0
20	72	Franco Girolami	ARG	PSS Racing Team	ARG	Honda Civic Type R FK7 TCR	225.9	9	221.7	2	211.3	7	208.4	8	182.4	3	209.9
21	24	Julien Briché	FRA	JSB Compétition	FRA	Peugeot 308 TCR	222.2	16	219.5	7	219.0	8	218.6	15	216.8	14	219.2
22	17	Martin Ryba	SVK	Brutal Fish Racing Team	SVK	Honda Civic Type R FK7 TCR	164.3	1									164.3
23	74	Pepe Oriola	ESP	Brutal Fish Racing Team	ESP	Honda Civic Type R FK7 TCR	151.6	1									151.6
24	26	Jessica Bäckman	SW	Target Competition	SW	Hyundai i30 N TCR	139.5	1									139.5

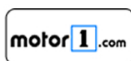


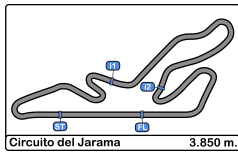


Circuito del Jarama
TCR Europe
Race - 1
Fastest Laps Sequence



Lap	Time of Day	Session Time	Nº	Driver	Nat	Team	Nat	Vehicle	Time	Km/h
7	11:38:52.674	19:47.674	96	Mikel Azcona	ESP	Volcano Motorsport	ESP	CUPRA TCR	1:39.826	138.8
8	11:40:32.227	21:27.227	96	Mikel Azcona	ESP	Volcano Motorsport	ESP	CUPRA TCR	1:39.553	139.2
13	11:51:57.142	32:52.142	96	Mikel Azcona	ESP	Volcano Motorsport	ESP	CUPRA TCR	1:39.324	139.5
15	11:55:15.893	36:10.893	96	Mikel Azcona	ESP	Volcano Motorsport	ESP	CUPRA TCR	1:39.272	139.6
16	11:56:54.903	37:49.903	96	Mikel Azcona	ESP	Volcano Motorsport	ESP	CUPRA TCR	1:39.010	139.9





Circuito del Jarama

TCR Europe

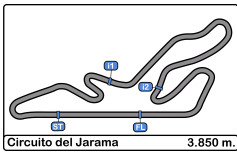
Race - 1

Event Best Maximum Speed



Nº	Driver	Nat	Team	Nat	Vehicle	Km/h	Session
8	Nicolas Baert	BEL	Comtoy Racing	BEL	Audi RS 3 LMS	240.0	Free Practice - 1
24	Julien Briché	FRA	JSB Compétition	FRA	Peugeot 308 TCR	238.9	Qualifying - 2
70	Mat'o Homola	SVK	BRC Racing Team	SVK	Hyundai i30 N TCR	237.8	Free Practice - 2
21	Jimmy Clairet	FRA	Team Clairet Sport	FRA	Peugeot 308 TCR	236.8	Free Practice - 2
99	Daniel Nagy	HUN	BRC Racing Team	HUN	Hyundai i30 N TCR	235.2	Free Practice - 2
7	Mike Halder	GER	Profi Car Team Halder	GER	Honda Civic Type R FK7 TCR	234.7	Free Practice - 1
33	José Manuel Sap	ARG	Target Competition	ARG	Hyundai i30 N TCR	234.7	Free Practice - 1
53	Michelle Halder	GER	Profi Car Team Halder	GER	Honda Civic Type R FK7 TCR	234.7	Free Practice - 2
250	Mehdi Bennani	MAR	Comtoy Racing	MAR	Audi RS 3 LMS	234.7	Free Practice - 2
20	Teddy Clairet	FRA	Team Clairet Sport	FRA	Peugeot 308 TCR	234.7	Free Practice - 2
16	Evgenii Leonov	RUS	Volcano Motorsport	RUS	CUPRA TCR	234.7	Free Practice - 2
27	John Filippi	FRA	Target Competition	FRA	Hyundai i30 N TCR	234.2	Qualifying - 2
25	Sami Taoufik	MAR	Comtoy Racing	MAR	Audi RS 3 LMS	234.2	Qualifying - 2
72	Franco Girolami	ARG	PSS Racing Team	ARG	Honda Civic Type R FK7 TCR	233.7	Free Practice - 1
74	Pepe Oriola	ESP	Brutal Fish Racing Team	ESP	Honda Civic Type R FK7 TCR	233.7	Free Practice - 2
199	Fernando Navarr	ESP	SMC Junior Motorsport	ESP	Peugeot 308 TCR	233.7	Free Practice - 2
123	Daniel Lloyd	GBR	Brutal Fish Racing Team	GBR	Honda Civic Type R FK7 TCR	232.7	Free Practice - 1
96	Mikel Azcona	ESP	Volcano Motorsport	ESP	CUPRA TCR	232.7	Qualifying - 2
31	Tom Coronel	NED	Boutsen Ginion Racing	NED	Honda Civic Type R FK7 TCR	232.2	Free Practice - 1
17	Martin Ryba	SVK	Brutal Fish Racing Team	SVK	Honda Civic Type R FK7 TCR	231.7	Free Practice - 2
10	Viktor Davidovski	MKD	PSS Racing Team	MKD	Honda Civic Type R FK7 TCR	231.7	Race - 1
19	Andreas Bäckma	SWE	Target Competition	SWE	Hyundai i30 N TCR	231.2	Free Practice - 2
13	Enrique Hernand	ESP	SMC Junior Motorsport	ESP	Peugeot 308 TCR	231.2	Race - 1
26	Jessica Bäckman	SWE	Target Competition	SWE	Hyundai i30 N TCR	230.7	Free Practice - 2





Circuito del Jarama

TCR Europe

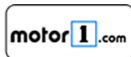
Race - 1

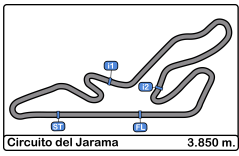
Lap Chart



LAP

Nr	Pos	Grid	1	2	3	4	5	6	7	8	9	10	11	12	13	14	15	16	17
96	1	96	96	96	96	96	96	96	96	96	96	96	96	96	96	96	96	96	96
20	2	20	20	20	20	20	20	20	20	20	20	20	20	20	20	20	20	20	20
70	3	70	70	70	70	70	70	70	70	70	70	70	70	70	70	70	70	70	70
250	4	250	250	250	250	250	250	250	250	250	250	250	250	250	250	250	250	250	250
24	5	24	24	24	24	24	24	24	24	24	24	24	24	24	24	24	24	24	24
19	6	19	19	19	19	19	19	19	19	19	19	19	19	19	19	19	19	19	19
8	7	8	8	8	8	8	8	8	8	8	8	8	8	8	99	99	99	99	99
26	8	26	72	72	72	72	72	72	72	99	99	99	99	8	8	8	8	8	8
99	9	99	99	99	99	99	99	99	7	7	123	123	123	123	123	123	123	123	123
27	10	27	25	7	7	7	7	7	99	99	27	27	27	27	27	27	25	25	25
25	11	25	7	25	25	25	25	25	25	25	13	13	13	13	25	25	27	27	27
72	12	72	123	13	123	123	123	123	123	123	25	25	25	25	21	21	21	21	21
74	13	74	27	123	27	27	27	27	27	27	21	21	21	21	13	13	13	13	13
7	14	7	13	27	13	13	13	13	13	13	33	33	33	33	33	33	33	31	31
33	15	33	21	21	21	21	21	21	21	21	31	31	31	31	31	31	31	33	33
31	16	31	33	33	33	33	33	33	31	33	10	10	10	10	10	10	10	199	199
16	17	16	31	31	31	31	31	31	33	31	16	16	16	16	16	16	16	10	16
10	18	10	10	10	10	10	10	10	10	10	199	199	199	199	199	199	199	16	10
53	19	53	199	199	199	199	199	199	16	16	53	53	53	53	53	53	53	53	53
199	20	199	16	16	16	16	16	16	199	199									
17	21	17	53	53	53	53	53	53	53	53									
13	22	13																	
123	23	123																	
21	24	21																	

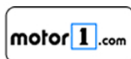
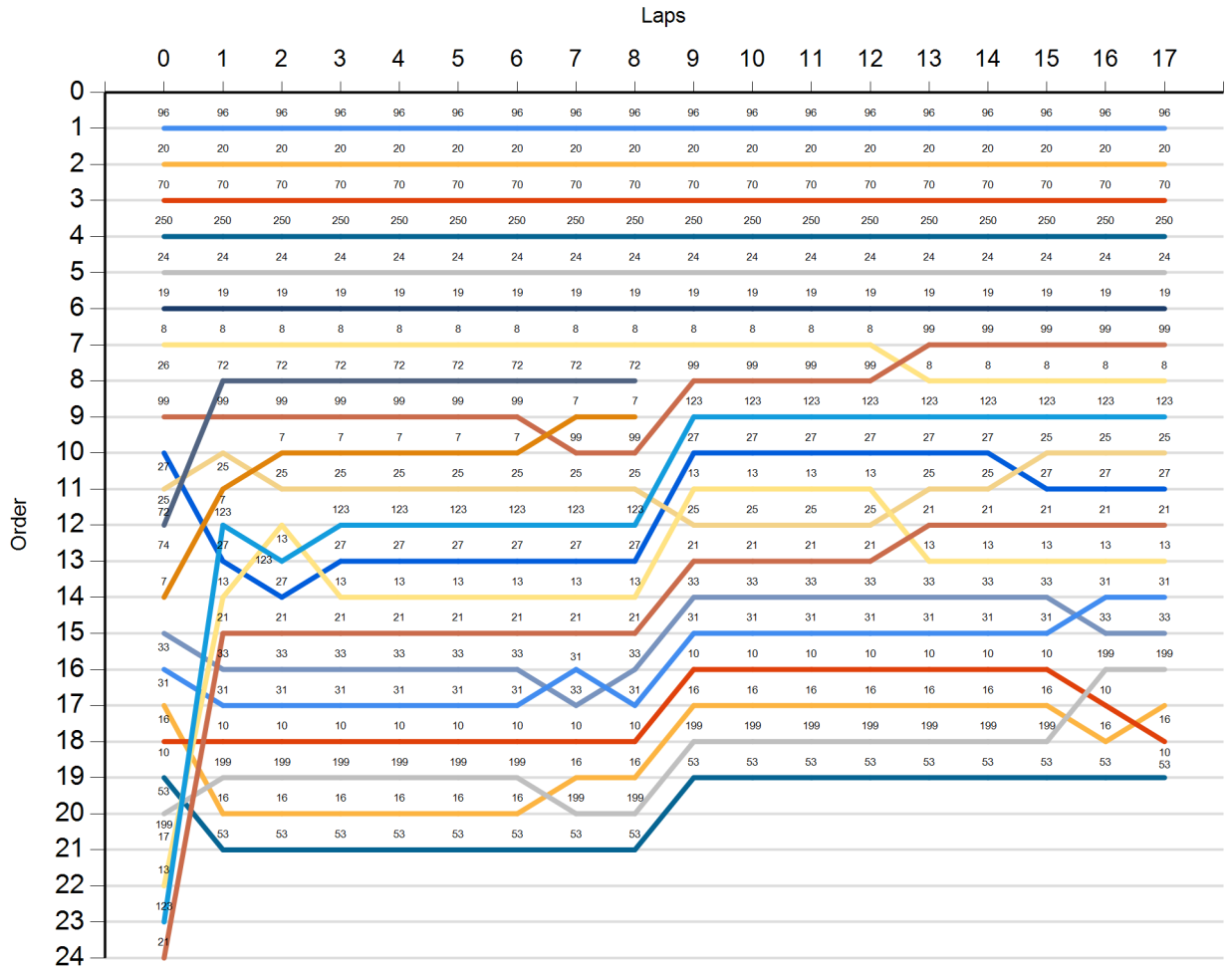


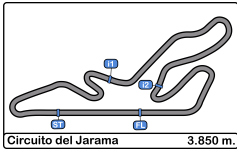


Circuito del Jarama
 TCR Europe
 Race - 1
 Graphic Lap Chart



- 96
- 20
- 70
- 250
- 24
- 19
- 8
- 26
- 99
- 27
- 25
- 72
- 74
- 7
- 33
- 31
- 16
- 10
- 53
- 199
- 17
- 13
- 123
- 21

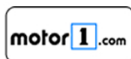


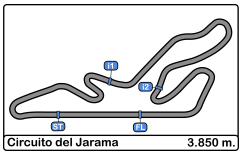


Circuito del Jarama
 TCR Europe
 Race - 1
 Pit Stop Analysis

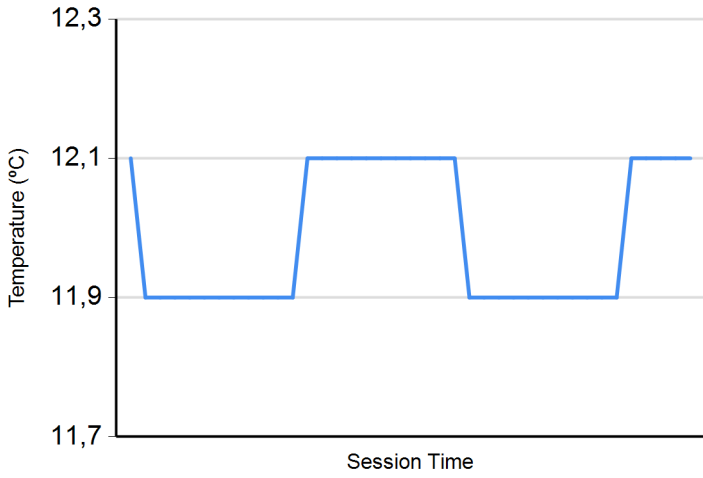


Nº	In Day	Time	Driver	Nat	Team	Nat	Vehicle	In Time	Stop Nº	Pit Time	Handicap	Penalty
----	--------	------	--------	-----	------	-----	---------	---------	---------	----------	----------	---------

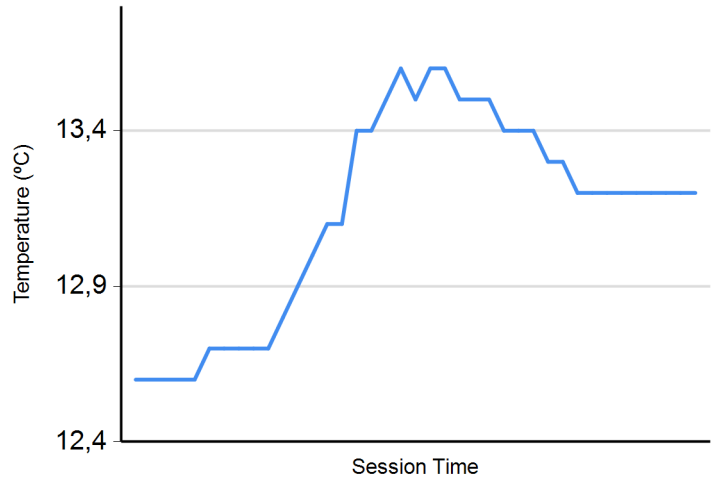




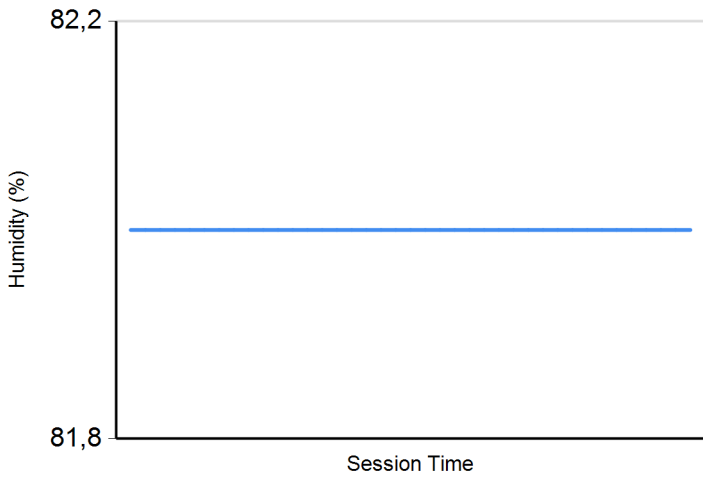
Air Temperature



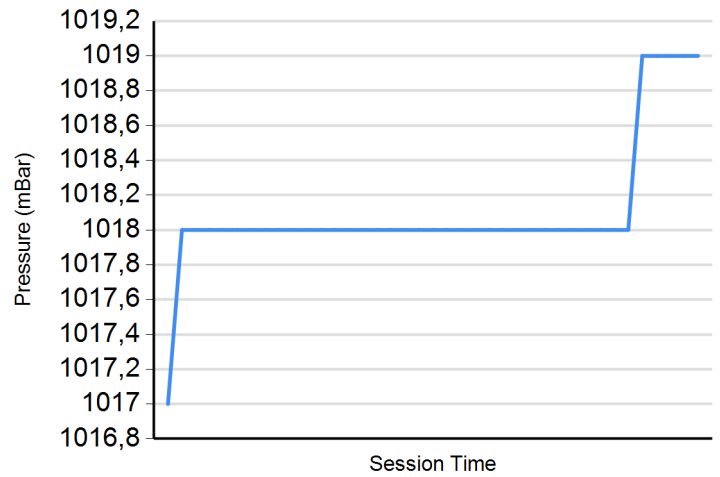
Track Temperature



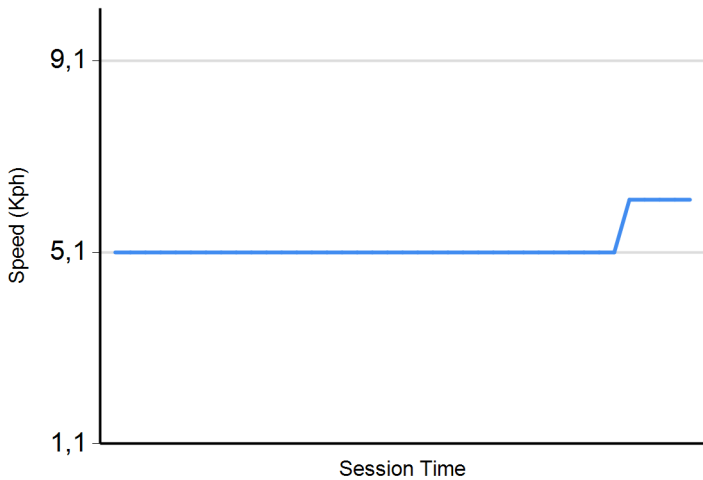
Humidity



Pressure



Wind Speed



Wind direction

North = 0°/360° Est = 90° South = 180° West = 270°

