

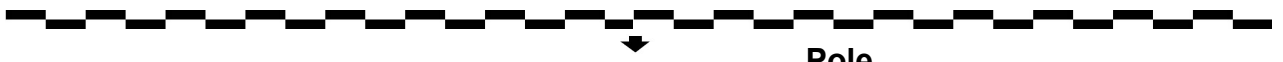
Italian F4 Championship

ACI Racing Weekend 28-30 Agosto 2020 - Imola

Race 3 (30' +1 Lap)

Starting Grid

1:48.309	Sebastian FREYMUTH	AS Motorsport	27				
				- 12 -	86	Van Amersfoort Racing	Bence VALINT 1:47.846
1:48.541	Piotr WISNICKI	Jenzer Motorsport	15				
				- 11 -	66	Bhaitech	Zdenek CHOVANEK 1:47.756
1:47.600	Francesco SIMONAZZI	Jenzer Motorsport	84				
				- 10 -	6	Prema Powerteam	Sebastian MONTOYA 1:47.208
1:47.078	Han CENYU	Van Amersfoort Racing	8				
				- 9 -	88	Abu Dhabi Racing	Hamda AL QUBAISI 1:46.916
1:46.854	Pietro DELLI GUANTI	BVM Racing	35				
				- 8 -	19	Bhaitech	Sebastian OGAARD 1:46.834
1:46.772	Mateusz KAPRZYK	Cram Motorsport	78				
				- 7 -	21	G4 Racing	Axel GNOS 1:46.551
1:46.536	Jasin FERATI	Jenzer Motorsport	13				
				- 6 -	11	Bhaitech	Dexter Macham PATTERSON 1:46.525
1:46.492	Gabriel BORTOLETO OLIVERIRA	Prema Powerteam	85				
				- 5 -	72	Iron Lynx Srl	Leonardo FORNAROLI 1:46.331
1:46.111	Gabriele MINI	Prema Powerteam	46				
				- 4 -	48	Bhaitech	Jesse SALMENAUTIO 1:46.098
1:46.052	Francesco PIZZI	Van Amersfoort Racing	51				
				- 3 -	14	Jenzer Motorsport	Filip UGRAN 1:45.979
1:45.956	Dino BEGANOVIC	Prema Powerteam	7				
				- 2 -	77	Cram Motorsport	Andrea ROSSO 1:45.635
1:45.415	Jonny EDGAR	Van Amersfoort Racing	17				
				- 1 -	52	Van Amersfoort Racing	Carlton Jackson CRAWFORD 1:45.394

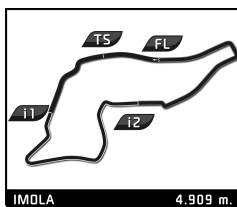


Pole

CAR #86 DROP OF 2 POSITION DUE TO STEWARDS DECISION NR. 45
CAR #27 DROP OF 2 POSITION DUE TO STEWARDS DECISION NR. 46

Published at:

Stewards:	Timekeeper: Rapi Andrea



Italian F4 Championship

ACI Racing Weekend 28-30 Agosto 2020 - II

Race 3 (30' +1 Lap)

Provisional Classification

No	Driver	Nat	Team	Car	Cl.	Laps	Total Time	Gap	Kph	Best Lap		
										Lap	Time	Kph
1	77 Andrea ROSSO	ITA	Cram Motorsport	Tatuus F.4 T014 Abarth	R	15	31:54.289	-	138.0	13	1:45.908	166.9
2	51 Francesco PIZZI	ITA	Van Amersfoort Racing	Tatuus F.4 T014 Abarth	R	15	31:54.747	+0.458	138.0	14	1:45.728	167.1
3	17 Jonny EDGAR	GBR	Van Amersfoort Racing	Tatuus F.4 T014 Abarth	R	15	31:56.279	+1.990	137.9	12	1:45.779	167.1
4	46 Gabriele MINÌ	ITA	Prema Powerteam	Tatuus F.4 T014 Abarth	R	15	31:59.298	+5.009	137.7	12	1:46.049	166.6
5	72 Leonardo FORNAROLI	ITA	Iron Lynx Srl	Tatuus F.4 T014 Abarth	R	15	32:00.677	+6.388	137.6	13	1:46.271	166.3
6	48 Jesse SALMENAUTIO	FIN	Bhaitech	Tatuus F.4 T014 Abarth	R	15	32:01.095	+6.806	137.5	12	1:46.207	166.4
7	6 Sebastian MONTOYA	COL	Prema Powerteam	Tatuus F.4 T014 Abarth	R	15	32:03.628	+9.339	137.4	15	1:46.755	165.5
8	35 Pietro DELLI GUANTI	ITA	BVM Racing	Tatuus F.4 T014 Abarth	R	15	32:04.131	+9.842	137.3	14	1:46.670	165.7
9	21 Axel GNOS	CHE	G4 Racing	Tatuus F.4 T014 Abarth	R	15	32:05.207	+10.918	137.3	13	1:46.833	165.4
10	78 Mateusz KAPRZYK	POL	Cram Motorsport	Tatuus F.4 T014 Abarth	R	15	32:06.128	+11.839	137.2	13	1:46.765	165.5
11	88 Hamda AL QUBAISI	UAE	Abu Dhabi Racing	Tatuus F.4 T014 Abarth	R	15	32:07.038	+12.749	137.1	12	1:46.927	165.3
12	7 Dino BEGANOVIC	SWE	Prema Powerteam	Tatuus F.4 T014 Abarth	R	15	32:07.390	+13.101	137.1	15	1:46.565	165.8
13	11 Dexter Macham PATTERSON	GBR-S	Bhaitech	Tatuus F.4 T014 Abarth	R	15	32:11.430	+17.141	136.8	11	1:46.805	165.5
14	8 Han CENYU	CHN	Van Amersfoort Racing	Tatuus F.4 T014 Abarth	R	15	32:12.402	+18.113	136.7	11	1:47.150	164.9
15	19 Sebastian OGAARD	DNK	Bhaitech	Tatuus F.4 T014 Abarth	R	15	32:12.947	+18.658	136.7	11	1:47.136	165.0
16	27 Sebastian FREYMUTH	DEU	AS Motorsport	Tatuus F.4 T014 Abarth	R	15	32:13.352	+19.063	136.7	15	1:47.051	165.1
17	15 Piotr WISNICKI	POL	Jenzer Motorsport	Tatuus F.4 T014 Abarth	R	15	32:21.650	+27.361	136.1	13	1:47.898	163.8

Not classified

52	Carlton Jackston CRAWFORD	USA	Van Amersfoort Racing	Tatuus F.4 T014 Abarth	R	4	9:30.571			2	1:48.251	163.3
86	Bence VALINT	HUN	Van Amersfoort Racing	Tatuus F.4 T014 Abarth	R	4	9:34.122			2	1:49.850	160.9
84	Francesco SIMONAZZI	ITA	Jenzer Motorsport	Tatuus F.4 T014 Abarth	R	4	9:34.211			2	1:50.746	159.6
13	Jasin FERATI	CHE	Jenzer Motorsport	Tatuus F.4 T014 Abarth	R	2	3:44.075			2	1:49.475	161.4
14	Filip UGRAN	ROU	Jenzer Motorsport	Tatuus F.4 T014 Abarth	R	2	3:44.082			2	1:50.957	159.3
66	Zdenek CHOVAANEK	CZE	Bhaitech	Tatuus F.4 T014 Abarth	R	2	3:46.948			2	1:50.314	160.2
85	Gabriel BORTOLETO OLIVERIRA	BRA	Prema Powerteam	Tatuus F.4 T014 Abarth	R	2	4:06.282					

Pole Position:

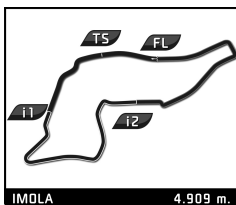
Fastest Lap:

Lap14	Francesco PIZZI	1:45.728	167.1 Kph
-------	-----------------	----------	-----------

Published at:

Track Status: **DRY**

Race Director:	Timekeeper: Rapi Andrea
----------------	----------------------------



Italian F4 Championship

ACI Racing Weekend 28-30 Agosto 2020 - Imola

Race 3

Final Classification by Class

R	No	Driver	Nat	Team	Car	Laps	Total Time	Gap	Kph	Best Lap		
										Lap	Time	Kph
1	77	Andrea ROSSO	ITA	Cram Motorsport	Tatuus F.4 T014 Abarth	15	31:54.289		138.0	13	1:45.908	166.9
2	51	Francesco PIZZI	ITA	Van Amersfoort Racing	Tatuus F.4 T014 Abarth	15	31:54.747	+0.458	138.0	14	1:45.728	167.1
3	46	Gabriele MINI	ITA	Prema Powerteam	Tatuus F.4 T014 Abarth	15	31:59.298	+5.009	137.7	12	1:46.049	166.6
4	72	Leonardo FORNAROLI	ITA	Iron Lynx Srl	Tatuus F.4 T014 Abarth	15	32:00.677	+6.388	137.6	13	1:46.271	166.3
5	6	Sebastian MONTOYA	COL	Prema Powerteam	Tatuus F.4 T014 Abarth	15	32:03.628	+9.339	137.4	15	1:46.755	165.5
6	35	Pietro DELLI GUANTI	ITA	BVM Racing	Tatuus F.4 T014 Abarth	15	32:04.131	+9.842	137.3	14	1:46.670	165.7
7	78	Mateusz KAPRZYK	POL	Cram Motorsport	Tatuus F.4 T014 Abarth	15	32:06.128	+11.839	137.2	13	1:46.765	165.5
8	88	Hamda AL QUBAISI	UAE	Abu Dhabi Racing	Tatuus F.4 T014 Abarth	15	32:07.038	+12.749	137.1	12	1:46.927	165.3
9	7	Dino BEGANOVIC	SWE	Prema Powerteam	Tatuus F.4 T014 Abarth	15	32:07.390	+13.101	137.1	15	1:46.565	165.8
10	11	Dexter Macham PATTERSON	GBR-SC	Bhaitech	Tatuus F.4 T014 Abarth	15	32:11.430	+17.141	136.8	11	1:46.805	165.5
11	8	Han CENYU	CHN	Van Amersfoort Racing	Tatuus F.4 T014 Abarth	15	32:12.402	+18.113	136.7	11	1:47.150	164.9
12	19	Sebastian OGAARD	DNK	Bhaitech	Tatuus F.4 T014 Abarth	15	32:12.947	+18.658	136.7	11	1:47.136	165.0
13	15	Piotr WISNICKI	POL	Jenzer Motorsport	Tatuus F.4 T014 Abarth	15	32:21.650	+27.361	136.1	13	1:47.898	163.8
Not classified												
	86	Bence VALINT	HUN	Van Amersfoort Racing	Tatuus F.4 T014 Abarth	4	9:34.122	11 Laps		2	1:49.850	160.9
	84	Francesco SIMONAZZI	ITA	Jenzer Motorsport	Tatuus F.4 T014 Abarth	4	9:34.211	11 Laps		2	1:50.746	159.6
	13	Jasin FERATI	CHE	Jenzer Motorsport	Tatuus F.4 T014 Abarth	2	3:44.075	13 Laps		2	1:49.475	161.4
	66	Zdenek CHOVAANEK	CZE	Bhaitech	Tatuus F.4 T014 Abarth	2	3:46.948	13 Laps		2	1:50.314	160.2
	85	Gabriel BORTOLETO OLIVERIRA	BRA	Prema Powerteam	Tatuus F.4 T014 Abarth	2	4:06.282	13 Laps				

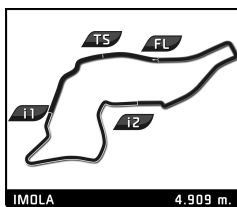
Published at:

 Track Status: **DRY**

Stewards:

Timekeeper:

Rapi Andrea



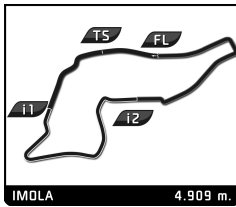
Italian F4 Championship

ACI Racing Weekend 28-30 Agosto 2020 - Imola

Race 3

Lap Chart

No	Pos	Grid	Lap														
			1	2	3	4	5	6	7	8	9	10	11	12	13	14	15
52	1	52	17	77	77	77	77	77	77	77	77	77	77	77	77	77	
17	2	17	77	17	17	17	51	51	51	51	51	51	51	51	51	51	
77	3	77	52	52	52	52	17	17	17	17	46	17	17	17	17	17	
7	4	7	7	7	7	7	46	46	46	46	17	46	46	46	46	46	
14	5	14	51	51	51	51	72	72	72	72	72	72	72	72	72	72	
51	6	51	48	48	46	46	48	48	48	48	48	48	48	48	48	48	
48	7	48	46	46	48	48	35	35	35	35	6	6	6	6	6	6	
46	8	46	85	72	72	72	78	78	78	6	35	35	35	35	35	35	
72	9	72	72	13	35	35	6	6	6	21	21	21	21	21	21	21	
85	10	85	14	14	78	78	11	11	11	78	78	78	78	78	78	78	
11	11	11	11	11	11	11	21	21	21	88	88	88	88	88	88	88	
13	12	13	21	78	6	6	19	19	19	19	11	11	11	11	11	7	
21	13	21	13	21	21	21	88	88	88	11	7	7	7	7	7	11	
78	14	78	78	35	19	19	8	8	8	8	11	19	19	8	8	8	
19	15	19	35	6	86	86	15	15	15	7	8	8	8	19	19	19	
35	16	35	66	19	84	84	27	27	27	15	15	27	27	27	27	27	
88	17	88	88	66	88	88	7	7	7	27	27	15	15	15	15	15	
8	18	8	6	88	27	27											
6	19	6	19	86	8	8											
84	20	84	84	84	15	15											
66	21	66	27	27													
15	22	15	86	8													
86	23	86	8	15													
27	24	27	15	85													



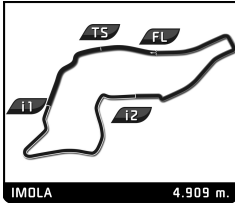
Italian F4 Championship

ACI Racing Weekend 28-30 Agosto 2020 - Imola

Race 3

Best Sector Times

Sector 1			Sector 2			Sector 3			Ideal Lap	Best Lap
Pos	No Driver	Time	No Driver	Time	No Driver	Time	Pos	No Driver		
1	17 J.EDGAR	23.206	17 J.EDGAR	33.864	17 J.EDGAR	48.448	1	17 J.EDGAR	1:45.518	1:45.779 (2)
2	6 S.MONTOYA	23.207	51 F.PIZZI	33.919	51 F.PIZZI	48.597	2	51 F.PIZZI	1:45.728	1:45.728 (1)
3	51 F.PIZZI	23.212	77 A.ROSSO	33.927	77 A.ROSSO	48.626	3	77 A.ROSSO	1:45.899	1:45.908 (3)
4	46 G.MINI	23.239	6 S.MONTOYA	34.012	48 J.SALMENAUTIO	48.690	4	48 J.SALMENAUTIO	1:45.978	1:46.207 (5)
5	48 J.SALMENAUTIO	23.249	48 J.SALMENAUTIO	34.039	46 G.MINI	48.730	5	46 G.MINI	1:46.045	1:46.049 (4)
6	7 D.BEGANOVIC	23.252	46 G.MINI	34.076	72 L.FORNAROLI	48.765	6	72 L.FORNAROLI	1:46.099	1:46.271 (6)
7	72 L.FORNAROLI	23.256	72 L.FORNAROLI	34.078	7 D.BEGANOVIC	48.792	7	7 D.BEGANOVIC	1:46.187	1:46.565 (7)
8	21 A.GNOS	23.310	21 A.GNOS	34.126	11 D.PATTERSON	48.890	8	6 S.MONTOYA	1:46.335	1:46.755 (9)
9	35 P.DELLI GUANTI	23.314	7 D.BEGANOVIC	34.143	35 P.DELLI GUANTI	48.954	9	11 D.PATTERSON	1:46.475	1:46.805 (11)
10	11 D.PATTERSON	23.332	78 M.KAPRZYK	34.199	78 M.KAPRZYK	48.981	10	21 A.GNOS	1:46.494	1:46.833 (12)
11	19 S.OGAARD	23.343	11 D.PATTERSON	34.253	21 A.GNOS	49.058	11	78 M.KAPRZYK	1:46.588	1:46.765 (10)
12	77 A.ROSSO	23.346	27 S.FREYMUTH	34.297	19 S.OGAARD	49.115	12	35 P.DELLI GUANTI	1:46.665	1:46.670 (8)
13	52 C.CRAWFORD	23.350	88 H.AL QUBAISI	34.370	6 S.MONTOYA	49.116	13	19 S.OGAARD	1:46.840	1:47.136 (15)
14	27 S.FREYMUTH	23.358	19 S.OGAARD	34.382	88 H.AL QUBAISI	49.124	14	88 H.AL QUBAISI	1:46.859	1:46.927 (13)
15	88 H.AL QUBAISI	23.365	35 P.DELLI GUANTI	34.397	8 H.CENYU	49.154	15	27 S.FREYMUTH	1:46.869	1:47.051 (14)
16	78 M.KAPRZYK	23.408	8 H.CENYU	34.424	27 S.FREYMUTH	49.214	16	8 H.CENYU	1:47.089	1:47.150 (16)
17	14 F.UGRAN	23.414	15 P.WISNICKI	34.675	52 C.CRAWFORD	49.249	17	15 P.WISNICKI	1:47.722	1:47.898 (17)
18	85 G.BORTOLETO OLIVERIRA	23.443	66 Z.CHOVANEK	34.677	15 P.WISNICKI	49.399	18	52 C.CRAWFORD	1:47.815	1:48.251 (18)
19	8 H.CENYU	23.511	52 C.CRAWFORD	35.216	85 G.BORTOLETO OLIVERIRA	49.959	19	85 G.BORTOLETO OLIVERIRA	1:49.060	
20	15 P.WISNICKI	23.648	13 J.FERATI	35.246	84 F.SIMONAZZI	49.973	20	14 F.UGRAN	1:49.072	1:50.957 (23)
21	66 Z.CHOVANEK	23.690	14 F.UGRAN	35.586	14 F.UGRAN	50.072	21	66 Z.CHOVANEK	1:49.401	1:50.314 (21)
22	86 B.VALINT	23.957	85 G.BORTOLETO OLIVERIRA	35.658	86 B.VALINT	50.085	22	13 J.FERATI	1:49.475	1:49.475 (19)
23	13 J.FERATI	23.979	86 B.VALINT	35.808	13 J.FERATI	50.250	23	86 B.VALINT	1:49.850	1:49.850 (20)
24	84 F.SIMONAZZI	24.328	84 F.SIMONAZZI	36.204	66 Z.CHOVANEK	51.034	24	84 F.SIMONAZZI	1:50.505	1:50.746 (22)



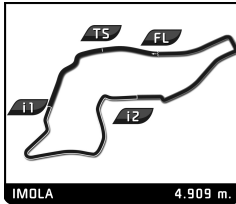
Italian F4 Championship

ACI Racing Weekend 28-30 Agosto 2020 - Imola

Race 3

Best Top Speed

No Driver	Team	Class	Top 1		Top 2		Top 3		Top 4		Top 5		Avg
			Kph	Lap	Kph	Lap	Kph	Lap	Kph	Lap	Kph	Lap	
7 Dino BEGANOVIC	Prema Powerteam	R	236.2	8	235.2	2	235.2	12	234.2	13	234.2	11	235,0
46 Gabriele MINÌ	Prema Powerteam	R	235.7	3	233.6	2	233.6	5	231.1	11	230.6	8	232,9
48 Jesse SALMENAUTIO	Bhaitech		235.7	2	232.6	14	231.6	15	231.6	13	230.6	12	232,4
11 Dexter Macham PATTERSON	Bhaitech	R	235.2	14	234.7	8	232.6	5	231.6	12	230.6	13	232,9
21 Axel GNOS	G4 Racing		235.2	8	233.6	10	233.1	5	232.6	2	232.1	14	233,3
27 Sebastian FREYMUTH	AS Motorsport		235.2	8	232.6	5	231.6	3	231.6	10	229.6	9	232,1
51 Francesco PIZZI	Van Amersfoort Racing	R	234.2	2	233.1	15	232.1	10	232.1	5	231.1	3	232,5
84 Francesco SIMONAZZI	Jenzer Motorsport	R	234.2	3	230.1	2	187.0	1	84.5	4			184,0
8 Han CENYU	Van Amersfoort Racing	R	233.6	5	233.1	8	231.1	2	229.1	9	228.6	11	231,1
17 Jonny EDGAR	Van Amersfoort Racing		233.6	10	229.1	8	228.1	11	227.6	9	227.6	15	229,2
72 Leonardo FORNAROLI	Iron Lynx Srl	R	233.6	8	233.6	3	232.6	11	232.1	2	230.1	12	232,4
85 Gabriel BORTOLETO OLIVEIRA	Prema Powerteam	R	233.1	2	172.7	1							202,9
19 Sebastian OGAARD	Bhaitech	R	232.6	9	231.6	13	229.6	3	229.6	5	228.6	8	230,4
88 Hamda AL QUBAISI	Abu Dhabi Racing	R	232.6	13	232.1	11	231.6	10	231.6	9	231.1	12	231,8
6 Sebastian MONTOYA	Prema Powerteam	R	232.1	8	231.6	12	231.1	11	231.1	10	230.6	5	231,3
52 Carlton Jackston CRAWFORD	Van Amersfoort Racing		232.1	2	231.6	3	160.1	1	94.9	4			179,7
35 Pietro DELLI GUANTI	BVM Racing	R	231.1	13	230.6	15	230.1	14	229.1	10	229.1	8	230,0
13 Jasin FERATI	Jenzer Motorsport	R	230.6	2	173.5	1							202,1
15 Piotr WISNICKI	Jenzer Motorsport	R	230.6	8	230.1	10	229.1	5	228.1	9	227.6	2	229,1
14 Filip UGRAN	Jenzer Motorsport		230.1	2	168.5	1							199,3
86 Bence VALINT	Van Amersfoort Racing	R	229.6	3	229.1	2	187.0	1	98.9	4			186,2
77 Andrea ROSSO	Cram Motorsport	R	228.6	2	226.6	5	224.7	15	224.7	11	224.7	13	225,9
66 Zdenek CHOVAŇEK	Bhaitech	R	228.1	2	187.3	1							207,7
78 Mateusz KAPRZYK	Cram Motorsport	R	228.1	14	226.6	13	226.6	12	226.6	11	226.2	5	226,8



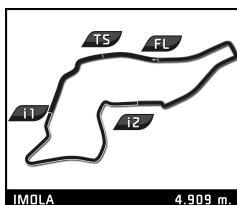
Italian F4 Championship

ACI Racing Weekend 28-30 Agosto 2020 - Imola

Race 3

Fastest Lap Sequence

Elapsed	No Driver	Team	Car	Class	Time	Kph	Lap
3:37.670	77 Andrea ROSSO	Cram Motorsport	Tatuus F.4 T014 Abarth	R	1:46.966	165.2	2
21:16.768	77 Andrea ROSSO	Cram Motorsport	Tatuus F.4 T014 Abarth	R	1:46.884	165.3	9
21:17.197	51 Francesco PIZZI	Van Amersfoort Racing	Tatuus F.4 T014 Abarth	R	1:46.741	165.6	9
23:03.244	77 Andrea ROSSO	Cram Motorsport	Tatuus F.4 T014 Abarth	R	1:46.476	166.0	10
24:49.669	77 Andrea ROSSO	Cram Motorsport	Tatuus F.4 T014 Abarth	R	1:46.425	166.1	11
24:52.793	17 Jonny EDGAR	Van Amersfoort Racing	Tatuus F.4 T014 Abarth		1:45.949	166.8	11
26:38.572	17 Jonny EDGAR	Van Amersfoort Racing	Tatuus F.4 T014 Abarth		1:45.779	167.1	12
30:08.359	51 Francesco PIZZI	Van Amersfoort Racing	Tatuus F.4 T014 Abarth	R	1:45.728	167.1	14



Italian F4 Championship

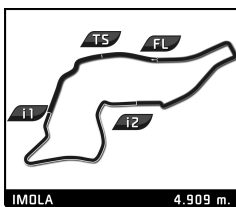
ACI Racing Weekend 28-30 Agosto 2020 - Imola

Race 3

Analysis by lap

Lapped

No	Lap Time	Gap	No	Lap Time	Gap	No	Lap Time	Gap	No	Lap Time	Gap	No	Lap Time	Gap												
Lap 1																										
17	1:50.496	0.000	17	2:34.623	0.367	88	2:28.709	5.992	88	1:50.317	4.932	21	1:47.159	7.430												
77	1:50.704	0.208	52	2:34.974	1.034	8	2:28.675	6.460	19	1:50.675	5.185	78	1:46.973	8.041	88	1:47.131	8.612									
52	1:50.962	0.466	7	2:33.979	1.451	15	2:28.657	6.914	11	1:51.634	5.612	11	1:46.805	9.040	7	1:46.697	9.297									
7	1:51.163	0.667	51	2:34.213	1.869	27	2:30.085	7.615	8	1:50.830	5.711	19	1:47.136	10.521	15	1:48.768	14.685									
51	1:51.443	0.947	46	2:34.118	2.463	7	2:34.690	8.601	7	1:49.979	5.786	8	1:47.150	11.216												
48	1:51.527	1.031	48	2:35.345	3.463	Lap 6																				
46	1:51.988	1.492	72	2:35.483	4.119	77	3:02.103		Lap 9																	
85	1:52.278	1.782	35	2:32.181	4.626	51	3:02.286	0.449	77	1:46.884		Lap 12														
72	1:52.707	2.211	78	2:34.009	5.179	17	3:02.403	0.988	51	1:46.741	0.429	77	1:46.358													
14	1:53.125	2.629	11	2:34.605	5.698	46	3:02.453	1.571	46	1:47.153	2.389	51	1:46.229	0.490												
11	1:54.013	3.517	6	2:33.791	6.308	72	3:02.681	2.294	17	1:47.446	2.596	17	1:45.779	2.545												
21	1:54.319	3.823	21	2:35.193	6.928	48	3:02.957	3.052	72	1:48.262	3.945	46	1:46.049	4.045												
13	1:54.600	4.104	19	2:34.442	7.570	35	3:03.024	3.459	48	1:48.745	4.486	72	1:46.337	4.924												
78	1:55.614	5.118	86	2:33.838	8.287	78	3:03.400	4.281	6	1:48.620	4.899	48	1:46.207	5.251												
35	1:56.007	5.511	84	2:34.056	8.746	6	3:03.481	5.283	35	1:49.079	5.321	6	1:47.654	7.194												
66	1:56.634	6.138	88	2:35.339	9.410	11	3:03.536	5.854	21	1:48.992	5.658	35	1:47.062	7.528												
88	1:56.644	6.148	27	2:34.867	9.937	21	3:03.710	6.589	78	1:48.770	6.415	21	1:47.065	8.137												
6	1:56.734	6.238	8	2:34.344	10.758	19	3:03.631	7.147	88	1:48.758	6.806	78	1:47.098	8.781												
19	1:56.745	6.249	15	2:34.696	11.482	88	3:03.680	7.569	19	1:49.284	7.585	88	1:46.927	9.181												
84	1:57.097	6.601	Lap 4																							
27	1:57.708	7.212	77	3:17.310		8	3:03.880	8.237	7	1:48.708	7.610	11	1:46.854	9.536												
86	1:57.752	7.256	17	3:16.993	0.050	15	3:03.909	8.720	11	1:48.994	7.722	7	1:46.745	9.684												
8	1:58.153	7.657	52	3:16.384	0.108	27	3:04.205	9.717	8	1:49.010	7.837	8	1:48.128	12.986												
15	1:58.747	8.251	7	3:16.288	0.429	7	3:04.044	10.542	15	1:49.051	8.611	19	1:49.087	13.250												
Lap 2																										
77	1:46.966		51	3:15.960	0.519	Lap 7																				
17	1:48.401	1.227	46	3:15.656	0.809	77	2:42.766		Lap 10																	
52	1:48.251	1.543	48	3:15.270	1.423	51	2:42.474	0.157	77	1:46.476		Lap 13														
7	1:49.462	2.955	72	3:14.693	1.502	17	2:42.355	0.577	51	1:46.636	0.589	77	1:45.908													
51	1:49.366	3.139	35	3:14.242	1.558	46	2:41.835	0.640	17	1:47.480	3.600	51	1:46.114	0.696												
48	1:49.744	3.601	78	3:14.061	1.930	72	2:41.314	0.842	46	1:48.247	4.160	17	1:45.953	2.590												
46	1:49.510	3.828	11	3:13.790	2.178	48	2:40.993	1.279	48	1:47.090	4.559	46	1:46.371	4.508												
72	1:49.082	4.119	6	3:13.298	2.296	35	2:40.646	1.339	48	1:47.035	5.045	72	1:46.271	5.287												
13	1:49.475	6.405	21	3:13.089	2.707	78	2:40.093	1.608	6	1:47.098	5.521	48	1:46.242	5.585												
14	1:50.957	6.412	19	3:12.804	3.064	6	2:39.210	1.727	35	1:47.407	6.252	6	1:46.877	8.163												
11	1:50.233	6.576	86	3:12.682	3.659	11	2:38.924	2.012	21	1:47.514	6.696	35	1:47.034	8.654												
78	1:48.709	6.653	84	3:12.312	3.748	21	2:38.294	2.117	78	1:47.554	7.493	21	1:46.833	9.062												
21	1:50.569	7.218	88	3:11.701	3.801	19	2:38.163	2.544	88	1:47.576	7.906	78	1:46.765	9.638												
35	1:49.591	7.928	27	3:11.421	4.048	88	2:37.846	2.649	11	1:47.414	8.660	88	1:47.002	10.275												
6	1:48.936	8.000	8	3:10.855	4.303	15	2:37.410	3.364	7	1:47.891	9.025	11	1:46.854	10.482												
19	1:49.536	8.611	15	3:10.603	4.775	27	2:36.665	3.616	19	1:48.701	9.810	7	1:47.253	11.029												
66	1:50.314	9.278	Lap 5																							
88	1:50.580	9.554	77	2:26.518		Lap 8																				
86	1:49.850	9.932	51	2:26.265	0.266	77	1:48.034		Lap 11																	
84	1:50.746	10.173	17	2:27.156	0.688	51	1:48.449	0.572	77	1:46.425		Lap 14														
27	1:50.515	10.553	46	2:26.930	1.221	17	1:49.491	2.034	51	1:46.455	0.619	77	1:46.083													
8	1:51.414	11.897	72	2:26.732	1.716	46	1:49.514	2.120	17	1:45.949	3.124	51	1:45.728	0.341												
15	1:51.192	12.269	48	2:27.293	2.198	72	1:49.759	2.567	46	1:46.619	4.354	17	1:45.879	2.386												
85	2:14.004	28.612	35	2:27.498	2.538	48	1:49.380	2.625	72	1:46.811	4.945	46	1:46.114	4.539												
Lap 3																										
77	2:35.483		6	2:28.127	3.905	35	1:49.821	3.126	48	1:46.782	5.402	72	1:46.778	5.982												
Lap 8																										
Lap 11																										
Lap 14																										
Lap 12																										
Lap 13																										
Lap 10																										
Lap 9																										
Lap 7																										
Lap 6																										
Lap 5																										
Lap 4																										
Lap 3																										
Lap 2																										
Lap 1																										



Italian F4 Championship

ACI Racing Weekend 28-30 Agosto 2020 - Imola

Race 3

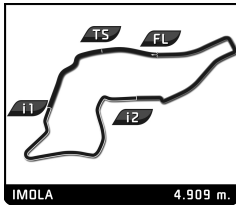
Analysis by lap

Lapped ■

No	Lap Time	Gap	No	Lap Time	Gap	No	Lap Time	Gap	No	Lap Time	Gap
6	1:46.775	8.855									
35	1:46.670	9.241									
21	1:47.366	10.345									
78	1:47.720	11.275									
88	1:47.591	11.783									
11	1:48.169	12.568									
7	1:47.861	12.807									
8	1:48.127	17.134									
19	1:48.588	17.751									
27	1:48.635	18.283									
15	1:50.566	23.805									

Lap 15

77	1:46.271	
51	1:46.388	0.458
17	1:45.875	1.990
46	1:46.741	5.009
72	1:46.677	6.388
48	1:46.929	6.806
6	1:46.755	9.339
35	1:46.872	9.842
21	1:46.844	10.918
78	1:46.835	11.839
88	1:47.237	12.749
7	1:46.565	13.101
11	1:50.844	17.141
8	1:47.250	18.113
19	1:47.178	18.658
27	1:47.051	19.063
15	1:49.827	27.361



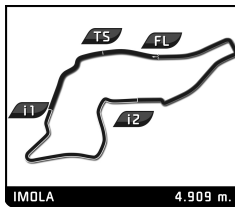
Italian F4 Championship

ACI Racing Weekend 28-30 Agosto 2020 - Imola

Race 3

Sector Analysis

_ Invalidated Lap							■ Personal Best							■ Session Best							B Crossing the finish line in the pit lane						
Lap	Time	Sector 1	Sector 2	Sector 3	T.Spd	Elapsed	Lap	Time	Sector 1	Sector 2	Sector 3	T.Spd	Elapsed	Lap	Time	Sector 1	Sector 2	Sector 3	T.Spd	Elapsed	Lap	Time	Sector 1	Sector 2	Sector 3	T.Spd	Elapsed
6 Sebastian MONTOYA COL																											
Prema Powerteam														Tatuus F.4 T014 Abarth													
1	1:56.734	29.577	35.873	51.284	187.0	1:56.734	2	1:50.233	24.534	35.654	50.045	226.6	3:44.246	3	2:34.605	27.160	38.490	1:28.955	229.1	6:18.851	4	3:13.790	52.584	1:04.517	1:16.689	99.8	9:32.641
5	2:28.761	24.924	35.709	1:28.128	232.6	12:01.402	6	3:03.536	50.110	1:02.691	1:10.735	93.4	15:04.938	7	2:38.924	34.710	48.170	1:16.044	153.6	17:43.862	8	1:51.634	24.597	35.514	51.523	234.7	19:35.496
9	1:48.994	24.071	34.651	50.272	230.1	21:24.490	10	1:47.414	23.783	34.487	49.144	230.1	23:11.904	11	1:46.805	23.332	34.338	49.135	229.6	24:58.709	12	1:46.854	23.356	34.294	49.204	231.6	26:45.563
13	1:46.854	23.711	34.253	48.890	230.6	28:32.417	14	1:48.169	23.440	35.268	49.461	235.2	30:20.586	15	1:50.844	23.830	34.931	52.083	227.6	32:11.430							
7 Dino BEGANOVIC SWE																											
Prema Powerteam														Tatuus F.4 T014 Abarth													
1	1:51.163	25.634	35.384	50.145	167.2	1:51.163	2	1:49.462	23.913	35.384	50.165	235.2	3:40.625	3	2:33.979	23.978	40.243	1:29.758	225.7	6:14.604	4	3:16.288	52.212	1:05.408	1:18.668	102.2	9:30.892
5	2:34.690	29.742	36.829	1:28.119	230.6	12:05.582	6	3:04.044	51.046	1:01.443	1:11.555	75.0	15:09.626	7	2:36.065	36.190	46.395	1:13.480	158.7	17:45.691	8	1:49.979	24.375	35.626	49.978	236.2	19:35.670
9	1:48.708	23.745	34.523	50.440	231.1	21:24.378	10	1:47.891	24.327	34.420	49.144	228.1	23:12.269	11	1:46.697	23.367	34.311	49.019	234.2	24:58.966	12	1:46.745	23.307	34.406	49.032	235.2	26:45.711
13	1:47.253	24.318	34.143	48.792	234.2	28:32.964	14	1:47.861	23.252	35.100	49.509	231.1	30:20.825	15	1:46.565	23.501	34.163	48.901	232.6	32:07.390							
8 Han CENYU CHN																											
Van Amersfoort Racing														Tatuus F.4 T014 Abarth													
1	1:58.153	30.032	37.712	50.409	177.9	1:58.153	2	1:51.414	23.989	36.350	51.075	231.1	3:49.567	3	2:34.344	24.481	40.057	1:29.806	225.7	6:23.911	4	3:10.855	53.197	1:03.876	1:13.782	86.0	9:34.766
5	2:28.675	24.827	36.268	1:27.580	233.6	12:03.441	6	3:03.880	50.965	1:01.986	1:10.929	104.7	15:07.321	7	2:37.444	35.739	47.064	1:14.641	164.3	17:44.765	8	1:50.830	24.674	35.726	50.430	233.1	19:35.595
9	1:49.010	24.254	34.812	49.944	229.1	21:24.605	10	1:49.130	24.483	35.026	49.621	225.2	23:13.735	11	1:47.150	23.516	34.480	49.154	228.6	25:00.885	12	1:48.128	23.511	35.017	49.600	228.1	26:49.013
13	1:48.012	23.801	34.486	49.725	224.7	28:37.025	14	1:48.127	24.123	34.424	49.580	224.2	30:25.152	15	1:47.250	23.593	34.426	49.231	224.2	32:12.402							
11 Dexter Macham PATTERSON GBR-SCT																											
Bhaitech														Tatuus F.4 T014 Abarth													
1	1:58.153	30.032	37.712	50.409	177.9	1:58.153	2	1:51.414	23.989	36.350	51.075	231.1	3:49.567	3	2:34.344	24.481	40.057	1:29.806	225.7	6:23.911	4	3:10.855	53.197	1:03.876	1:13.782	86.0	9:34.766
5	2:28.675	24.827	36.268	1:27.580	233.6	12:03.441	6	3:03.880	50.965	1:01.986	1:10.929	104.7	15:07.321	7	2:37.444	35.739	47.064	1:14.641	164.3	17:44.765	8	1:50.830	24.674	35.726	50.430	233.1	19:35.595
9	1:49.010	24.254	34.812	49.944	229.1	21:24.605	10	1:49.130	24.483	35.026	49.621	225.2	23:13.735	11	1:47.150	23.516	34.480	49.154	228.6	25:00.885	12	1:48.128	23.511	35.017	49.600	228.1	26:49.013
13	1:48.012	23.801	34.486	49.725	224.7	28:37.025	14	1:48.127	24.123	34.424	49.580	224.2	30:25.152	15	1:47.250	23.593	34.426	49.231	224.2	32:12.402							
13 Jasin FERATI CHE																											
Jenzer Motorsport														Tatuus F.4 T014 Abarth													
1	1:54.600	28.379	35.364	50.857	173.5	1:54.600	2	1:49.475	23.979	35.246	50.250	230.6	3:44.075														
14 Filip UGRAN ROU																											
Jenzer Motorsport														Tatuus F.4 T014 Abarth													
1	1:53.125	25.696	37.357	50.072	168.5	1:53.125	2	1:50.957	23.414	35.586	51.957	230.1	3:44.082														
15 Piotr WISNICKI POL																											
Jenzer Motorsport														Tatuus F.4 T014 Abarth													
1	1:58.747	30.468	37.570	50.709	187.3	1:58.747	2	1:51.192	23.648	36.306	51.238	227.6	3:49.939	3	2:34.696	24.707	39.879	1:30.110	225.7	6:24.635	4	3:10.603	53.299	1:03.616	1:13.688	72.7	9:35.238
5	2:28.657	24.968	35.929	1:27.760	229.1	12:03.895	6	3:03.909	51.226	1:01.798	1:10.885	119.3	15:07.804	7	2:37.410	35.903	46.765	1:14.742	145.4	17:45.214	8	1:51.114	24.758	35.472	50.884	230.6	19:36.328
9	1:49.051	23.753	35.007	50.291	228.1	21:25.379	10	1:50.207	24.080	35.765	50.362	230.1	23:15.586	11	1:48.768	23.724	35.109	49.935	223.8	25:04.354	12	1:49.005	23.804	35.469	49.732	223.3	26:53.359
13	1:47.898	23.722	34.777	49.399	222.4	28:41.257	14	1:50.566	23.688	34.675	52.203	221.9	30:31.823	15	1:49.827	23.847	35.368	50.612	221.9	32:21.650							
17 Jonny EDGAR GBR																											
Van Amersfoort Racing														Tatuus F.4 T014 Abarth													
1	1:50.496	24.821	35.347	50.328	162.8	1:50.496	2	1:48.401	24.187	35.214	49.000	224.2	3:38.897	3	2:34.623	23.411	41.246	1:29.966	227.6	6:13.520	4	3:16.993	52.039	1:05.647	1:19.307	96.6	9:30.513
5	2:27.156	24.499	36.723	1:25.934	224.7	11:57.669	6	3:02.403	49.403	1:03.046	1:09.954	91.0	15:00.072	7	2:42.355	35.113	47.716	1:19.526	147.8	17:42.427	8	1:49.491	24.126	35.250	50.115	229.1	19:31.918
9	1:47.446	23.701	34.584	49.161	227.6	21:19.364	10	1:47.480	23.426	35.025	49.029	233.6	23:06.844	11	1:45.949	23.322	34.004	48.623	228.1	24:52.793							



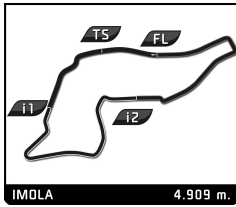
Italian F4 Championship

ACI Racing Weekend 28-30 Agosto 2020 - Imola

Race 3

Sector Analysis

_ Invalidated Lap							■ Personal Best							■ Session Best							B Crossing the finish line in the pit lane						
Lap	Time	Sector 1	Sector 2	Sector 3	T.Sp	Elapsed	Lap	Time	Sector 1	Sector 2	Sector 3	T.Sp	Elapsed	Lap	Time	Sector 1	Sector 2	Sector 3	T.Sp	Elapsed	Lap	Time	Sector 1	Sector 2	Sector 3	T.Sp	Elapsed
12	1:45.779	23.307	34.024	48.448	226.6	26:38.572	15	1:47.051	23.358	34.297	49.396	227.6	32:13.352														
13	1:45.953	23.298	34.011	48.644	226.6	28:24.525																					
14	1:45.879	23.334	33.902	48.643	225.7	30:10.404																					
15	1:45.875	23.206	33.864	48.805	227.6	31:56.279																					
19	Sebastian OGAARD	DNK																									
	Bhaitech	Tatuus F.4 T014 Abarth																									
1	1:56.745	28.471	35.636	52.638	178.5	1:56.745	1	1:56.007	29.359	35.743	50.905	181.2	1:56.007														
21	Axel GNOS	CHE																									
	G4 Racing	Tatuus F.4 T014 Abarth																									
1	1:54.319	28.234	35.246	50.839	176.4	1:54.319	1	1:51.988	26.441	35.478	50.069	171.8	1:51.988														
27	Sebastian FREYMUTH	DEU																									
	AS Motorsport	Tatuus F.4 T014 Abarth																									
1	1:57.708	30.037	36.624	51.047	187.7	1:57.708	1	1:51.527	26.252	35.333	49.942	170.7	1:51.527														
35	Pietro DELLI GUANTI	ITA																									
	BVM Racing	Tatuus F.4 T014 Abarth																									
1	1:49.591	23.414	35.264	50.913	229.1	3:45.598	1	1:46.670	23.314	34.402	48.954	230.1	30:17.259														
46	Gabriele MINI	ITA																									
	Prema Powerteam	Tatuus F.4 T014 Abarth																									
1	1:49.087	24.166	35.692	49.229	226.2	26:49.277	1	1:46.872	23.429	34.397	49.046	230.6	32:04.131														
48	Jesse SALMENAUTIO	FIN																									
	Bhaitech	Tatuus F.4 T014 Abarth																									
1	1:47.062	23.495	34.466	49.101	227.6	26:43.555	1	1:46.207	23.335	34.039	48.833	230.6	26:41.278														



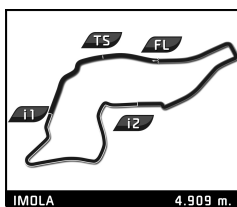
Italian F4 Championship

ACI Racing Weekend 28-30 Agosto 2020 - Imola

Race 3

Sector Analysis

_ Invalidated Lap							■ Personal Best							■ Session Best							■ Crossing the finish line in the pit lane																																																																												
Lap	Time	Sector 1	Sector 2	Sector 3	T.Sp	Elapsed	Lap	Time	Sector 1	Sector 2	Sector 3	T.Sp	Elapsed	Lap	Time	Sector 1	Sector 2	Sector 3	T.Sp	Elapsed	Lap	Time	Sector 1	Sector 2	Sector 3	T.Sp	Elapsed																																																																						
51 Francesco PIZZI ITA							Van Amersfoort Racing Tatuus F.4 T014 Abarth							7 2:42.766 35.091 48.021 1:19.654 144.8 17:41.850							8 1:48.034 24.007 34.654 49.373 221.4 19:29.884																																																																												
1	1:51.443	25.858	35.499	50.086	170.4	1:51.443	9	1:46.884	23.541	34.212	49.131	223.3	21:16.768	10	1:46.476	23.439	34.067	48.970	224.7	23:03.244	11	1:46.425	23.464	34.102	48.859	224.7	24:49.669	12	1:46.358	23.448	34.051	48.859	223.8	26:36.027	13	1:45.908	23.346	33.936	48.626	224.7	28:21.935	14	1:46.083	23.409	33.927	48.747	224.7	30:08.018	15	1:46.271	23.401	33.971	48.899	224.7	31:54.289																																										
52 Carlton Jackston CRAWFORD USA							Van Amersfoort Racing Tatuus F.4 T014 Abarth							1 1:55.614 29.034 35.340 51.240 178.5 1:55.614							2 1:48.709 23.609 35.250 49.850 224.2 3:44.323																																																																												
1	1:50.962	24.802	35.383	50.777	160.1	1:50.962	3	2:34.009	26.955	37.689	1:29.365	207.9	6:18.332	4	3:14.061	52.440	1:04.516	1:17.105	101.3	9:32.393	5	2:27.572	24.450	35.679	1:27.443	226.2	11:59.965	6	3:03.400	50.158	1:02.845	1:10.397	86.9	15:03.365	7	2:40.093	34.881	47.903	1:17.309	156.6	17:43.458	8	1:50.955	24.755	35.445	50.755	225.2	19:34.413	9	1:48.770	23.672	34.672	50.426	226.2	21:23.183	10	1:47.554	23.507	34.496	49.551	226.2	23:10.737	11	1:46.973	23.473	34.375	49.125	226.6	24:57.710	12	1:47.098	23.408	34.336	49.354	226.6	26:44.808	13	1:46.765	23.418	34.366	48.981	226.6	28:31.573	14	1:47.720	23.455	34.996	49.269	228.1	30:19.293	15	1:46.835	23.451	34.199	49.185	225.2	32:06.128
66 Zdenek CHOVAINEK CZE							Bhaitech Tatuus F.4 T014 Abarth							1 1:57.097 29.782 36.418 50.897 187.0 1:57.097							2 1:50.746 24.569 36.204 49.973 230.1 3:47.843																																																																												
1	1:56.634	29.532	36.068	51.034	187.3	1:56.634	3	2:34.056	24.328	40.513	1:29.215	234.2	6:21.899	4	3:12.312	52.721	1:04.211	1:15.380	84.5	9:34.211	5	2:26.732	24.099	36.037	1:26.596	226.2	11:58.697	6	3:02.681	49.740	1:02.709	1:10.232	92.4	15:01.378	7	2:41.314	35.043	47.827	1:18.444	147.6	17:42.692	8	1:49.759	23.995	35.417	50.347	233.6	19:32.451	9	1:48.262	23.729	35.221	49.312	228.6	21:20.713	10	1:47.090	23.434	34.445	49.211	228.1	23:07.803	11	1:46.811	23.310	34.445	49.056	232.6	24:54.614	12	1:46.337	23.333	34.156	48.848	230.1	26:40.951	13	1:46.271	23.347	34.159	48.765	228.1	28:27.222	14	1:46.778	23.715	34.078	48.985	228.6	30:14.000	15	1:46.677	23.710	34.103	48.864	226.6	32:00.677
72 Leonardo FORNAROLI ITA							Iron Lynx Srl Tatuus F.4 T014 Abarth							1 1:57.097 29.782 36.418 50.897 187.0 1:57.097							2 1:50.746 24.569 36.204 49.973 230.1 3:47.843																																																																												
1	1:52.707	26.846	36.034	49.827	171.0	1:52.707	3	2:35.483	23.724	41.704	1:30.055	233.6	6:17.272	4	3:14.693	52.243	1:04.809	1:17.641	101.3	9:31.965	5	2:26.732	24.099	36.037	1:26.596	226.2	11:58.697	6	3:02.681	49.740	1:02.709	1:10.232	92.4	15:01.378	7	2:41.314	35.043	47.827	1:18.444	147.6	17:42.692	8	1:49.759	23.995	35.417	50.347	233.6	19:32.451	9	1:48.262	23.729	35.221	49.312	228.6	21:20.713	10	1:47.090	23.434	34.445	49.211	228.1	23:07.803	11	1:46.811	23.310	34.445	49.056	232.6	24:54.614	12	1:46.337	23.333	34.156	48.848	230.1	26:40.951	13	1:46.271	23.347	34.159	48.765	228.1	28:27.222	14	1:46.778	23.715	34.078	48.985	228.6	30:14.000	15	1:46.677	23.710	34.103	48.864	226.6	32:00.677
77 Andrea ROSSO ITA							Cram Motorsport Tatuus F.4 T014 Abarth							1 1:57.097 29.782 36.418 50.897 187.0 1:57.097							2 1:50.746 24.569 36.204 49.973 230.1 3:47.843																																																																												
1	1:50.704	25.321	35.055	50.328	163.3	1:50.704	3	2:35.483	23.492	41.928	1:30.063	224.2	6:13.153	4	3:17.310	51.720	1:05.890	1:19.700	98.6	9:30.463	5	2:26.518	24.366	35.888	1:26.264	226.6	11:56.981	6	3:02.103	49.233	1:03.137	1:09.733	92.1	14:59.084	7	2:41.314	35.043	47.827	1:18.444	147.6	17:42.692	8	1:49.759	23.995	35.417	50.347	233.6	19:32.451	9	1:48.262	23.729	35.221	49.312	228.6	21:20.713	10	1:47.090	23.434	34.445	49.211	228.1	23:07.803	11	1:46.811	23.310	34.445	49.056	232.6	24:54.614	12	1:46.337	23.333	34.156	48.848	230.1	26:40.951	13	1:46.271	23.347	34.159	48.765	228.1	28:27.222	14	1:46.778	23.715	34.078	48.985	228.6	30:14.000	15	1:46.677	23.710	34.103	48.864	226.6	32:00.677
84 Francesco SIMONAZZI ITA							Jenzer Motorsport Tatuus F.4 T014 Abarth							1 1:57.097 29.782 36.418 50.897 187.0 1:57.097							2 1:50.746 24.569 36.204 49.973 230.1 3:47.843																																																																												
1	1:52.278	26.661	35.658	49.959	172.7	1:52.278	3	2:34.056	24.328	40.513	1:29.215	234.2	6:21.899	4	3:12.312	52.721	1:04.211	1:15.380	84.5	9:34.211	5	2:28.709	25.123	36.244	1:27.342	227.1	12:02.973	6	3:03.680	50.833	1:02.076	1:10.771	104.2	15:06.653	7	2:37.846	35.408	47.551	1:14.887	160.4	17:44.499	8	1:50.317	24.298	35.605	50.414	230.6	19:34.816	9	1:48.770	23.672	34.672	50.426	226.2	21:23.183	10	1:47.554	23.507	34.496	49.551	226.2	23:10.737	11	1:46.973	23.473	34.375	49.125	226.6	24:57.710	12	1:47.098	23.408	34.336	49.354	226.6	26:44.808	13	1:46.765	23.418	34.366	48.981	226.6	28:31.573	14	1:47.720	23.455	34.996	49.269	228.1	30:19.293	15	1:46.835	23.451	34.199	49.185	225.2	32:06.128
85 Gabriel BORTOLETO OLIVERIRA BRA							Prema Powerteam Tatuus F.4 T014 Abarth							1 1:52.278 26.661 35.658 49.959 172.7 1:52.278							2 2:14.004 B 23.443 36.184 1:14.377 233.1 4:06.282																																																																												
1	1:52.278	26.661	35.658	49.959	172.7	1:52.278	3	2:35.483	23.492	41.928	1:30.063	224.2	6:13.153	4	3:17.310	51.720	1:05.890	1:19.700	98.6	9:30.463	5	2:26.518	24.366	35.888	1:26.264	226.6	11:56.981	6	3:02.103	49.233	1:03.137	1:09.733	92.1	14:59.084	7	2:41.314	35.043	47.827	1:18.444	147.6	17:42.692	8	1:49.759	23.995	35.417	50.347	233.6	19:32.451	9	1:48.262	23.729	35.221	49.312	228.6	21:20.713	10	1:47.090	23.434	34.445	49.211	228.1	23:07.803	11	1:46.811	23.310	34.445	49.056	232.6	24:54.614	12	1:46.337	23.333	34.156	48.848	230.1	26:40.951	13	1:46.271	23.347	34.159	48.765	228.1	28:27.222	14	1:46.778	23.715	34.078	48.985	228.6	30:14.000	15	1:46.677	23.710	34.103	48.864	226.6	32:00.677
86 Bence VALINT HUN							Van Amersfoort Racing Tatuus F.4 T014 Abarth							1 1:57.752 30.176 36.985 50.591 187.0 1:57.752							2 1:49.850 23.957 35.808 50.085 229.1 3:47.602																																																																												
1	1:57.752	30.176	36.985	50.591	187.0	1:57.752	3	2:33.838	24.410	40.355	1:29.073	229.6	6:21.440	4	3:12.682	52.823	1:04.172	1:15.687	98.9	9:34.122	5	2:28.709	25.123	36.244	1:27.342	227.1	12:02.973	6	3:03.680	50.833	1:02.076	1:10.771	104.2	15:06.653	7	2:37.846	35.408	47.551	1:14.887	160.4	17:44.499	8	1:50.317	24.298	35.605	50.414	230.6	19:34.816	9	1:48.770	23.672	34.672	50.426	226.2	21:23.183	10	1:47.554	23.507	34.496	49.551	226.2	23:10.737	11	1:46.973	23.473	34.375	49.125	226.6	24:57.710	12	1:47.098	23.408	34.336	49.354	226.6	26:44.808	13	1:46.765	23.418	34.366	48.981	226.6	28:31.573	14	1:47.720	23.455	34.996	49.269	228.1	30:19.293	15	1:46.835	23.451	34.199	49.185	225.2	32:06.128
88 Hamda AL QUBAISU UAE							Abu Dhabi Racing Tatuus F.4 T014 Abarth							1 1:56.644 29.293 35.658 51.693 176.7 1:56.644							2 1:50.580 24.839 35.123 50.618 222.8 3:47.224																																																																												
1	1:50.704	25.321	35.055	50.328	163.3	1:50.704	3	2:35.483	23.492	41.928	1:30.063	224.2	6:13.153	4	3:17.310	51.720	1:05.890	1:19.700	98.6	9:30.463	5	2:26.518	24.366	35.888	1:26.264	226.6	11:56.981	6	3:02.103	49.233	1:03.137	1:09.733	92.1	14:59.084	7	2:41.314	35.043	47.827	1:18.444	147.6	17:42.692	8	1:49.759	23.995	35.417	50.347	233.6	19:32.451	9	1:48.262	23.729	35.221	49.312	228.6	21:20.713	10	1:47.090	23.434	34.445	49.211	228.1	23:07.803	11	1:46.811	23.310	34.445	49.056	232.6	24:54.614	12	1:46.337	23.333	34.156	48.848	230.1	26:40.951	13	1:46.271	23.347	34.159	48.765	228.1	28:27.222	14	1:46.778	23.715	34.078	48.985	228.6	30:14.000	15	1:46.677	23.710	34.103	48.864	226.6	32:00.677



Italian F4 Championship

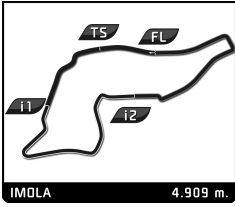
ACI Racing Weekend 28-30 Agosto 2020 - Imola

Race 3

Sector Analysis

— Invalidated Lap
 ■ Personal Best
 ■ Session Best
 B Crossing the finish line in the pit lane

Lap	Time	Sector 1	Sector 2	Sector 3	T.Spd	Elapsed	Lap	Time	Sector 1	Sector 2	Sector 3	T.Spd	Elapsed
9	1:48.758	23.644	34.790	50.324	231.6	21:23.574							
10	1:47.576	23.426	34.534	49.616	231.6	23:11.150							
11	1:47.131	23.555	34.413	49.163	232.1	24:58.281							
12	1:46.927	23.385	34.418	49.124	231.1	26:45.208							
13	1:47.002	23.391	34.370	49.241	232.6	28:32.210							
14	1:47.591	23.559	34.870	49.162	230.1	30:19.801							
15	1:47.237	23.365	34.538	49.334	229.6	32:07.038							

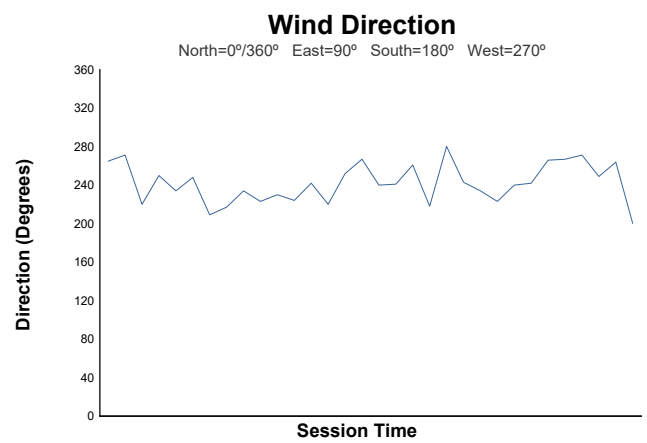
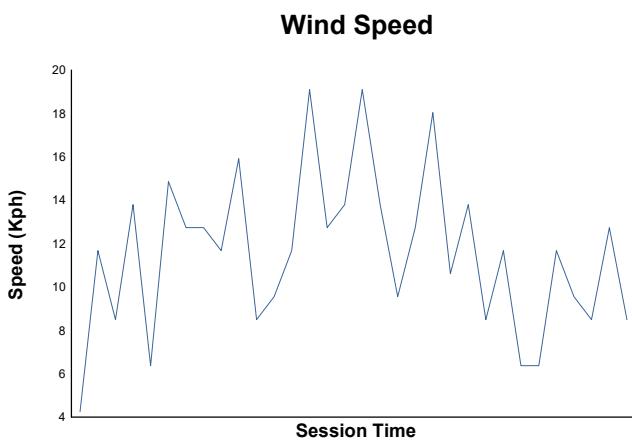
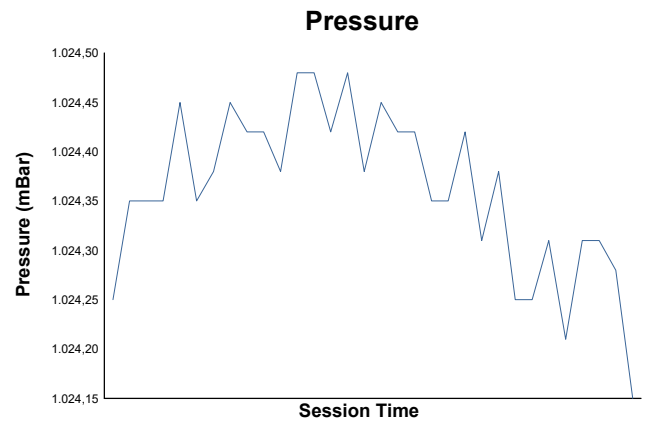
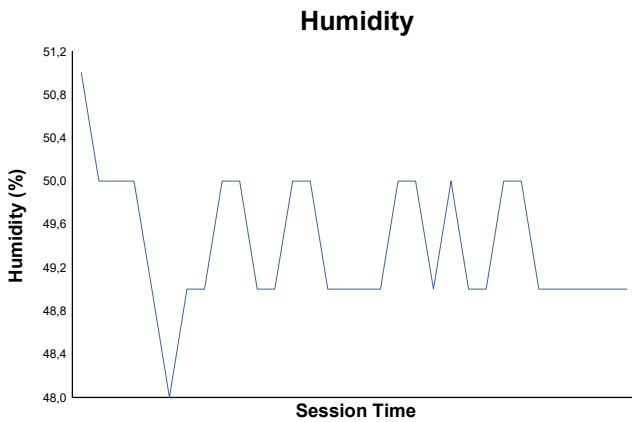
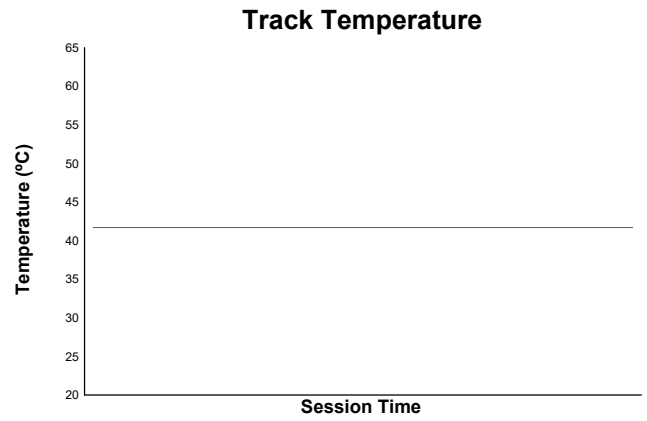
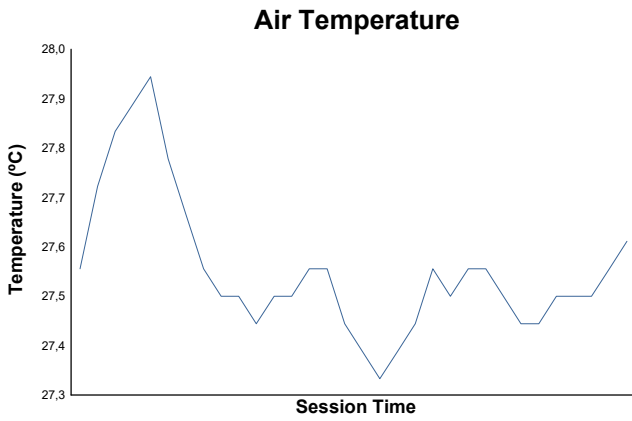


ACI Racing Weekend 28-30 Agosto 2020 - Imola

Italian F4 Championship

Race 3

Weather Report



Track Status: **DRY**