

ACI Racing Weekend Misano 30 Luglio-2 Agosto 2020

Camp.It.Gran Turismo Sprint - Results Race 1

Laps 32 = 135,232 km - Avg 154,431 km/h - Race Time 52'32.439

Misano Circuit Sic 58 4.226 m

No.	Driver 1 Entrant	Driver 2 Team	Car	Class	Laps	Time	Gap	Rel.	Fastest Lap
1	12 AGOSTINI Riccardo (ITA) 1'33.719 AUDI SPORT ITALIA	MANCINELLI Daniel (ITA) Audi Sport Italia	Audi R8 LMS	GT3-PRO	32	52'32.439		13	1'33.664
2	7 COMANDINI Stefano (ITA) 1'33.922 BMW TEAM ITALIA	ZUG Marius (DEU) BMW Team Italia	BMW M6 GT3	GT3-PRO	32	52'34.627	2.188	2.188	16 1'33.587
3P	19 NEMOTO Yuki (JPN) 1'34.029 VINCENZO SOSPIRI RACING	TUJULA Tuomas (FIN) Vincenzo Sospiri Racing	Lamborghini Huracan GT3	GT3-PA	32	52'35.800	3.361	1.173	31 1'34.025
4	71 RODA Giorgio (ITA) 1'34.304 AF CORSE	ROVERA Alessio (ITA) AF Corse	Ferrari 488 GT3	GT3-PRO	32	52'38.349	5.910	2.549	16 1'33.844
5	63 KROES Danny (NLD) VINCENZO SOSPIRI RACING	PULCINI Leonardo (ITA) 1'34.423 Vincenzo Sospiri Racing	Lamborghini Huracan GT3	GT3-PRO	32	52'38.949	6.510	0.600	31 1'34.070
6	32 GALBIATI Kikko (ITA) 1'34.391 IMPERIALE RACING	VENTURINI Giovanni (CHE) Imperiale Racing	Lamborghini Huracan GT3	GT3-PRO	32	52'39.589	7.150	0.640	16 1'34.236
7	21 MANN Simon (FRA) 1'35.596 AF CORSE	CRESSONI Matteo (ITA) AF Corse	Ferrari 488	GT3-PA	32	52'40.509	8.070	0.920	19 1'33.612
8	3 MICHELOTTO Mattia (ITA) EASY RACE	HUDSPETH Sean (ITA) 1'34.334 Easy Race	Ferrari 488	GT3-PA	32	52'41.261	8.822	0.752	8 1'34.001
9	88 CAZZANIGA Riccardo (ITA) LP RACING	MARCUCCI Lorenzo (ITA) 1'34.489 LP Racing	Lamborghini Huracan GT3	GT3-PA	32	52'44.986	12.547	3.725	20 1'34.001
10P	25 DI AMATO Daniele (ITA) RS RACING	VEZZONI Alessandro (ITA) 1'34.983 RS Racing	Ferrari 488 GT3	GT3-PA	32	52'47.870	15.431	2.884	7 1'33.714
11	91 CASSARÀ Marco (ITA) 1'35.911 DINAMIC MOTORSPORT	DE GIACOMI Alex (ITA) Dinamic Motorsport	Porsche GT3	GT3-AM	32	53'11.149	38.710	23.279	6 1'35.689
12	44 VENEROSI PESCIOLINI Paolo (ITA) 1'38.798 EBIMOTORS	BACCANI Alessandro (ITA) Ebmotors	Porsche GT3	GT3-AM	31	52'54.748	1 Lap	1 Lap	31 1'35.320
13P	322 SAUTO Vincenzo (ITA) 1'40.279 DUELL RACE	CARBONI Gianluca (ITA) Duell Race	Porsche 991 GT Cup 4.0	GTC-PA	31	54'42.048	1 Lap	1'47.300	16 1'39.311
14	90 RODA Davide (ITA) 1'37.225 AKM MOTORSPORT	SPINELLI Loris (ITA) AKM Motorsport	Mercedes AMG GT3	GT3-PA	30	52'50.273	2 Laps	1 Lap	8 1'33.464
15P	215 GUERRA Francesco (ITA) 1'43.025 BMW TEAM ITALIA	RICCITELLI Simone (ITA) BMW Team Italia	BMW M4 GT4	GT4-PA	30	53'29.519	2 Laps	39.246	3 1'42.556
16	227 SEGÙ Luca (ITA) NOVA RACE EVENTS	DE LUCA Francesco (ITA) 1'43.765 Nova Race Events	Mercedes AMG GT4	GT4-PA	30	53'37.955	2 Laps	8.436	6 1'42.734
17	355 CHIESA Riccardo (ITA) EASY RACE	GRECO Matteo (ITA) 1'37.892 Easy Race	Ferrari 488 Challenge	GTC-PA	30	53'53.470	2 Laps	15.515	27 1'37.852
18	250 GNEMMI Paolo (ITA) 1'43.714 EBIMOTORS	PERA Riccardo (ITA) Ebmotors	Porsche Cayman 718 GT4	GT4-PA	30	53'57.182	2 Laps	3.712	16 1'42.600
19	277 MAGNONI Luca (ITA) NOVA RACE EVENTS	Nova Race Events	Mercedes AMG GT4	GT4-AM	29	52'39.436	3 Laps	1 Lap	3 1'43.903
20	252 PICCIOLI Gianluigi (ITA) 1'44.602 EBIMOTORS	DE CASTRO Sabino Marco (ITA) Ebmotors	Porsche Cayman 718 GT4	GT4-PA	29	52'41.108	3 Laps	1.672	3 1'43.226
21	299 VEBSTER Daniel (AUS) CRAM MOTORSPORT	RIVA Giacomo (ITA) 1'46.123 CRAM Motorsport	Porsche Cayman 718 GT4	GT4-AM	29	52'47.016	3 Laps	5.908	27 1'44.347
22P	271 MELONI Paolo (RSM) W&D RACING TEAM	Scuderia W&D	BMW M4 GT4	GT4-AM	29	52'50.348	3 Laps	3.332	3 1'43.708
23	288 BELICCHI Andrea (ITA) SCUDERIA VILLORBA CORSE	VULLO Jody Simone (ITA) 1'43.211 Scuderia Villorba Corse	Mercedes AMG GT4	GT4-PA	25	44'39.560	7 Laps	4 Laps	3 1'42.491
24P	27 FERRARI Lorenzo (ITA) AKM MOTORSPORT	ZAMPIERI Daniel (ITA) 1'34.370 AKM Motorsport	Mercedes AMG GT3	GT3-PRO	24	41'22.641	8 Laps	1 Lap	18 1'34.345
----- Not Classified -----									
RET	297 ARRIGOSI Matteo (ITA) CRAM MOTORSPORT	PAN Adriano (CHE) CRAM Motorsport	Porsche Cayman 718 GT4	GT4-AM	16	31'21.976	16 Laps		4 1'43.785
RET	207 MARCHETTI Alessandro (ITA) NOVA RACE EVENTS	MANTORI Carlo (ITA) Nova Race Events	Mercedes AMG GT3	GT4-AM	15	27'41.905	17 Laps		5 1'43.224
RET	333 DEMARCHI Luca (ITA) SR&R	CRISTONI Gian Piero (ITA) SR&R	Ferrari 488 Challenge	GTC-PA	6	10'09.349	26 Laps		2 1'40.028

Starting: 27 Classified: 24 Not Classified: 0 Retired: 3 Not Started: 0
Fastest Lap N. 8 No. 90 Davide Roda Time 1'33.464 Avg. 162,775 Km/h

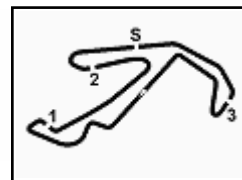
The entrant n.322 (Duell Race) was penalized of 1 min to wrong time drive change
The entrants: n.19 (Vincenzo Sospiri Racing) was penalized of 0.792 sec.; n.25 (RS Racing) was penalized of 0.438 sec.;
n.27 (AKM Motorsport) was penalized of 2.256 sec.; n.215 (BMW Team Italia) was penalized of 6.225 sec.;
n.271 (W&D Racing Team) was penalized of 10.503 sec. all for no respect driver's change time

Humidity:	53%	AIR	32°C
Condition:	DRY	Temp:	42°C

Race Director : Alessandro Ferrari

Clerk of the Course : Fabrizio Fondacci

01/08/2020 Start 18:43 End 19:38



ACI Racing Weekend Misano 30 Luglio-2 Agosto 2020

Camp.It.Gran Turismo Sprint - Results by Group Race 1

Gruppo GT3

Laps 32 = 135,232 km - Avg 154,431 km/h - Race Time 52'32.439

No.	Driver 1 Entrant	Driver 2 Team	Car	Class	Laps	Time	Gap	Rel.	Fastest Lap
1	12 AGOSTINI Riccardo (ITA) 1'33.719 AUDI SPORT ITALIA	MANCINELLI Daniel (ITA) Audi Sport Italia	Audi R8 LMS	GT3-PRO	32	52'32.439		13	1'33.664
2	7 COMANDINI Stefano (ITA) 1'33.922 BMW TEAM ITALIA	ZUG Marius (DEU) BMW Team Italia	BMW M6 GT3	GT3-PRO	32	52'34.627	2.188	2.188	16 1'33.587
3P	19 NEMOTO Yuki (JPN) 1'34.029 VINCENZO SOSPIRI RACING	TUJULA Tuomas (FIN) Vincenzo Sospiri Racing	Lamborghini Huracan GT3	GT3-PA	32	52'35.800	3.361	1.173	31 1'34.025
4	71 RODA Giorgio (ITA) 1'34.304 AF CORSE	ROVERA Alessio (ITA) AF Corse	Ferrari 488 GT3	GT3-PRO	32	52'38.349	5.910	2.549	16 1'33.844
5	63 KROES Danny (NLD) VINCENZO SOSPIRI RACING	PULCINI Leonardo (ITA) 1'34.423 Vincenzo Sospiri Racing	Lamborghini Huracan GT3	GT3-PRO	32	52'38.949	6.510	0.600	31 1'34.070
6	32 GALBIATI Kikko (ITA) 1'34.391 IMPERIALE RACING	VENTURINI Giovanni (CHE) Imperiale Racing	Lamborghini Huracan GT3	GT3-PRO	32	52'39.589	7.150	0.640	16 1'34.236
7	21 MANN Simon (FRA) 1'35.596 AF CORSE	CRESSONI Matteo (ITA) AF Corse	Ferrari 488	GT3-PA	32	52'40.509	8.070	0.920	19 1'33.612
8	3 MICHELOTTO Mattia (ITA) EASY RACE	HUDSPETH Sean (ITA) 1'34.334 Easy Race	Ferrari 488	GT3-PA	32	52'41.261	8.822	0.752	8 1'34.001
9	88 CAZZANIGA Riccardo (ITA) LP RACING	MARCUCCI Lorenzo (ITA) 1'34.489 LP Racing	Lamborghini Huracan GT3	GT3-PA	32	52'44.986	12.547	3.725	20 1'34.001
10P	25 DI AMATO Daniele (ITA) RS RACING	VEZZONI Alessandro (ITA) 1'34.983 RS Racing	Ferrari 488 GT3	GT3-PA	32	52'47.870	15.431	2.884	7 1'33.714
11	91 CASSARÀ Marco (ITA) 1'35.911 DINAMIC MOTORSPORT	DE GIACOMI Alex (ITA) Dinamic Motorsport	Porsche GT3	GT3-AM	32	53'11.149	38.710	23.279	6 1'35.689
12	44 VENEROSI PESCIOLINI Paolo (ITA) 1'38.798 EBIMOTORS	BACCANI Alessandro (ITA) EbiMotors	Porsche GT3	GT3-AM	31	52'54.748	1 Lap	1 Lap	31 1'35.320
13	90 RODA Davide (ITA) 1'37.225 AKM MOTORSPORT	SPINELLI Loris (ITA) AKM Motorsport	Mercedes AMG GT3	GT3-PA	30	52'50.273	2 Laps	1 Lap	8 1'33.464
14P	27 FERRARI Lorenzo (ITA) AKM MOTORSPORT	ZAMPIERI Daniel (ITA) 1'34.370 AKM Motorsport	Mercedes AMG GT3	GT3-PRO	24	41'22.641	8 Laps	6 Laps	18 1'34.345

Starting: 14 Classified: 14 Not Classified: 0 Retired: 0 Not Started: 0
Fastest Lap N. 8 No. 90 Davide Roda Time 1'33.464 Avg. 162,775 Km/h

Gruppo GT4

Laps 30 = 126,780 km - Avg 142,204 km/h - Race Time 53'29.519

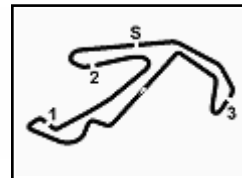
No.	Driver 1 Entrant	Driver 2 Team	Car	Class	Laps	Time	Gap	Rel.	Fastest Lap
1P	215 GUERRA Francesco (ITA) 1'43.025 BMW TEAM ITALIA	RICCITELLI Simone (ITA) BMW Team Italia	BMW M4 GT4	GT4-PA	30	53'29.519		3	1'42.556
2	227 SEGÙ Luca (ITA) NOVA RACE EVENTS	DE LUCA Francesco (ITA) 1'43.765 Nova Race Events	Mercedes AMG GT4	GT4-PA	30	53'37.955	8.436	8.436	6 1'42.734
3	250 GNEMMI Paolo (ITA) 1'43.714 EBIMOTORS	PERA Riccardo (ITA) EbiMotors	Porsche Cayman 718 GT4	GT4-PA	30	53'57.182	27.663	19.227	16 1'42.600
4	277 MAGNONI Luca (ITA) NOVA RACE EVENTS	Nova Race Events	Mercedes AMG GT4	GT4-AM	29	52'39.436	1 Lap	1 Lap	3 1'43.903
5	252 PICCIOLI Gianluigi (ITA) 1'44.602 EBIMOTORS	DE CASTRO Sabino Marco (ITA) EbiMotors	Porsche Cayman 718 GT4	GT4-PA	29	52'41.108	1 Lap	1.672	3 1'43.226
6	299 VEBSTER Daniel (AUS) CRAM MOTORSPORT	RIVA Giacomo (ITA) 1'46.123 CRAM Motorsport	Porsche Cayman 718 GT4	GT4-AM	29	52'47.016	1 Lap	5.908	27 1'44.347
7P	271 MELONI Paolo (RSM) W&D RACING TEAM	Scuderia W&D	BMW M4 GT4	GT4-AM	29	52'50.348	1 Lap	3.332	3 1'43.708
8	288 BELICCHI Andrea (ITA) SCUDERIA VILLORBA CORSE	VULLO Jody Simone (ITA) 1'43.211 Scuderia Villorba Corse	Mercedes AMG GT4	GT4-PA	25	44'39.560	5 Laps	4 Laps	3 1'42.491
----- Not Classified -----									
RET	297 ARRIGOSI Matteo (ITA) CRAM MOTORSPORT	PAN Adriano (CHE) CRAM Motorsport	Porsche Cayman 718 GT4	GT4-AM	16	31'21.976	14 Laps	4	1'43.785
RET	207 MARCHETTI Alessandro (ITA) NOVA RACE EVENTS	MANTORI Carlo (ITA) Nova Race Events	Mercedes AMG GT3	GT4-AM	15	27'41.905	15 Laps	5	1'43.224

Starting: 10 Classified: 8 Not Classified: 0 Retired: 2 Not Started: 0
Fastest Lap N. 3 No. 288 Jody Simone Vullo Time 1'42.491 Avg. 148,438 Km/h

Race Director : Alessandro Ferrari

Clerk of the Course : Fabrizio Fondacci

01/08/2020 Start 18:43 End 19:38



ACI Racing Weekend Misano 30 Luglio-2 Agosto 2020
Camp.It.Gran Turismo Sprint - Results by Group Race 1

Gruppo GTCup

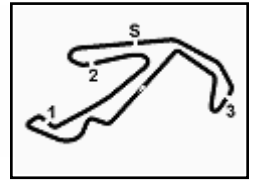
Laps 31 = 131,006 km - Avg 143,697 km/h - Race Time 54'42.048

No.	Driver 1 Entrant	Driver 2 Team	Car	Class	Laps	Time	Gap	Rel.	Fastest Lap
1P 322	SAUTO Vincenzo (ITA) DUELL RACE	CARBONI Gianluca (ITA) Duell Race	Porsche 991 GT Cup 4.0	GTC-PA	31	54'42.048		16	1'39.311
2 355	CHIESA Riccardo (ITA) EASY RACE	GRECO Matteo (ITA) Easy Race	Ferrari 488 Challenge	GTC-PA	30	53'53.470	1 Lap	1 Lap	27 1'37.852
----- Not Classified -----									
RET 333	DEMARCHI Luca (ITA) SR&R	CRISTONI Gian Piero (ITA) SR&R	Ferrari 488 Challenge	GTC-PA	6	10'09.349	25 Laps	2	1'40.028

Starting: 3 Classified: 2 Not Classified: 0 Retired: 1 Not Started: 0

Fastest Lap N. 27 No. 355 Riccardo Chiesa Time 1'37.852 Avg. 155,476 Km/h

Humidity:	53%	AIR:	32°C
Condition:	DRY	Temp:	42°C



ACI Racing Weekend Misano 30 Luglio-2 Agosto 2020
Camp.It.Gran Turismo Sprint - Results by Class Race 1

Gruppo GT3 / Classe AM

Laps 32 = 135,232 km - Avg 152,558 km/h - Race Time 53'11.149

No.	Driver 1 Entrant	Driver 2 Team	Car	Laps	Time	Gap	Rel.	Fastest Lap
1	91 CASSARÀ Marco (ITA) 1'35.911 DINAMIC MOTORSPORT	DE GIACOMI Alex (ITA) Dinamic Motorsport	Porsche GT3	32	53'11.149		6	1'35.689
2	44 VENEROSI PESCIOLINI Paolo (ITA) 1'38.798 EBIMOTORS	BACCANI Alessandro (ITA) Ebimotors	Porsche GT3	31	52'54.748	1 Lap	1 Lap	31 1'35.320

Starting: 2 Classified: 2 Not Classified: 0 Retired: 0 Not Started: 0
Fastest Lap N. 31 No. 44 Alessandro Baccani Time 1'35.320 Avg. 159,606 Km/h

Gruppo GT3 / Classe Pro AM

Laps 32 = 135,232 km - Avg 154,267 km/h - Race Time 52'35.800

No.	Driver 1 Entrant	Driver 2 Team	Car	Laps	Time	Gap	Rel.	Fastest Lap
1P	19 NEMOTO Yuki (JPN) 1'34.029 VINCENTO SOSPIRI RACING	TUJULA Tuomas (FIN) Vincenzo Sospiri Racing	Lamborghini Huracan GT3	32	52'35.800		31	1'34.025
2	21 MANN Simon (FRA) 1'35.596 AF CORSE	CRESSONI Matteo (ITA) AF Corse	Ferrari 488	32	52'40.509	4.709	4.709	19 1'33.612
3	3 MICHELOTTO Mattia (ITA) EASY RACE	HUDSPETH Sean (ITA) 1'34.334 Easy Race	Ferrari 488	32	52'41.261	5.461	0.752	8 1'34.001
4	88 CAZZANIGA Riccardo (ITA) LP RACING	MARCUCCI Lorenzo (ITA) 1'34.489 LP Racing	Lamborghini Huracan GT3	32	52'44.986	9.186	3.725	20 1'34.001
5P	25 DI AMATO Daniele (ITA) RS RACING	VEZZONI Alessandro (ITA) 1'34.983 RS Racing	Ferrari 488 GT3	32	52'47.870	12.070	2.884	7 1'33.714
6	90 RODA Davide (ITA) 1'37.225 AKM MOTORSPORT	SPINELLI Loris (ITA) AKM Motorsport	Mercedes AMG GT3	30	52'50.273	2 Laps	2 Laps	8 1'33.464

Starting: 6 Classified: 6 Not Classified: 0 Retired: 0 Not Started: 0
Fastest Lap N. 8 No. 90 Davide Roda Time 1'33.464 Avg. 162,775 Km/h

Gruppo GT3 / Classe PRO

Laps 32 = 135,232 km - Avg 154,431 km/h - Race Time 52'32.439

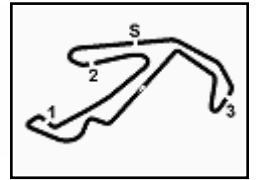
No.	Driver 1 Entrant	Driver 2 Team	Car	Laps	Time	Gap	Rel.	Fastest Lap
1	12 AGOSTINI Riccardo (ITA) 1'33.719 AUDI SPORT ITALIA	MANCINELLI Daniel (ITA) Audi Sport Italia	Audi R8 LMS	32	52'32.439		13	1'33.664
2	7 COMANDINI Stefano (ITA) 1'33.922 BMW TEAM ITALIA	ZUG Marius (DEU) BMW Team Italia	BMW M6 GT3	32	52'34.627	2.188	2.188	16 1'33.587
3	71 RODA Giorgio (ITA) 1'34.304 AF CORSE	ROVERA Alessio (ITA) AF Corse	Ferrari 488 GT3	32	52'38.349	5.910	3.722	16 1'33.844
4	63 KROES Danny (NLD) VINCENTO SOSPIRI RACING	PULCINI Leonardo (ITA) 1'34.423 Vincenzo Sospiri Racing	Lamborghini Huracan GT3	32	52'38.949	6.510	0.600	31 1'34.070
5	32 GALBIATI Kikko (ITA) 1'34.391 IMPERIALE RACING	VENTURINI Giovanni (CHE) Imperiale Racing	Lamborghini Huracan GT3	32	52'39.589	7.150	0.640	16 1'34.236
6P	27 FERRARI Lorenzo (ITA) AKM MOTORSPORT	ZAMPIERI Daniel (ITA) 1'34.370 AKM Motorsport	Mercedes AMG GT3	24	41'22.641	8 Laps	8 Laps	18 1'34.345

Starting: 6 Classified: 6 Not Classified: 0 Retired: 0 Not Started: 0
Fastest Lap N. 16 No. 7 Marius Zug Time 1'33.587 Avg. 162,561 Km/h

Race Director : Alessandro Ferrari

Clerk of the Course : Fabrizio Fondacci

01/08/2020 Start 18:43 End 19:38



ACI Racing Weekend Misano 30 Luglio-2 Agosto 2020
Camp.It.Gran Turismo Sprint - Results by Class Race 1

Gruppo GT4 / Classe AM

Laps 29 = 122,554 km - Avg 139,643 km/h - Race Time 52'39.436

No.	Driver 1 Entrant	Driver 2 Team	Car	Laps	Time	Gap	Rel.	Fastest Lap
1	277 MAGNONI Luca (ITA) NOVA RACE EVENTS	Nova Race Events	Mercedes AMG GT4	29	52'39.436		3	1'43.903
2	299 VEBSTER Daniel (AUS) CRAM MOTORSPORT	RIVA Giacomo (ITA) 1'46.123 CRAM Motorsport	Porsche Cayman 718 GT4	29	52'47.016	7.580	7.580	27 1'44.347
3P	271 MELONI Paolo (RSM) W&D RACING TEAM	Scuderia W&D	BMW M4 GT4	29	52'50.348	10.912	3.332	3 1'43.708
----- Not Classified -----								
RET	297 ARRIGOSI Matteo (ITA) CRAM MOTORSPORT	PAN Adriano (CHE) CRAM Motorsport	Porsche Cayman 718 GT4	16	31'21.976	13 Laps	4	1'43.785
RET	207 MARCHETTI Alessandro (ITA) NOVA RACE EVENTS	MANTORI Carlo (ITA) Nova Race Events	Mercedes AMG GT3	15	27'41.905	14 Laps	5	1'43.224

Starting: 5 Classified: 3 Not Classified: 0 Retired: 2 Not Started: 0
Fastest Lap N. 5 No. 207 Carlo Mantori 2 Time 1'43.224 Avg. 147,384 Km/h

Gruppo GT4 / Classe Pro AM

Laps 30 = 126,780 km - Avg 142,204 km/h - Race Time 53'29.519

No.	Driver 1 Entrant	Driver 2 Team	Car	Laps	Time	Gap	Rel.	Fastest Lap
1P	215 GUERRA Francesco (ITA) 1'43.025 BMW TEAM ITALIA	RICCITELLI Simone (ITA) BMW Team Italia	BMW M4 GT4	30	53'29.519		3	1'42.556
2	227 SEGÙ Luca (ITA) NOVA RACE EVENTS	DE LUCA Francesco (ITA) 1'43.765 Nova Race Events	Mercedes AMG GT4	30	53'37.955	8.436	8.436	6 1'42.734
3	250 GNEMMI Paolo (ITA) 1'43.714 EBIMOTORS	PERA Riccardo (ITA) Ebmotors	Porsche Cayman 718 GT4	30	53'57.182	27.663	19.227	16 1'42.600
4	252 PICCIOLI Gianluigi (ITA) 1'44.602 EBIMOTORS	DE CASTRO Sabino Marco (ITA) Ebmotors	Porsche Cayman 718 GT4	29	52'41.108	1 Lap	1 Lap	3 1'43.226
5	288 BELICCHI Andrea (ITA) SCUDERIA VILLORBA CORSE	VULLO Jody Simone (ITA) 1'43.211 Scuderia Villorba Corse	Mercedes AMG GT4	25	44'39.560	5 Laps	4 Laps	3 1'42.491

Starting: 5 Classified: 5 Not Classified: 0 Retired: 0 Not Started: 0
Fastest Lap N. 3 No. 288 Jody Simone Vullo Time 1'42.491 Avg. 148,438 Km/h

Gruppo GTCup / Classe Pro AM

Laps 31 = 131,006 km - Avg 143,697 km/h - Race Time 54'42.048

No.	Driver 1 Entrant	Driver 2 Team	Car	Laps	Time	Gap	Rel.	Fastest Lap
1P	322 SAUTO Vincenzo (ITA) 1'40.279 DUELL RACE	CARBONI Gianluca (ITA) Duell Race	Porsche 991 GT Cup 4.0	31	54'42.048		16	1'39.311
2	355 CHIESA Riccardo (ITA) EASY RACE	GRECO Matteo (ITA) 1'37.892 Easy Race	Ferrari 488 Challenge	30	53'53.470	1 Lap	1 Lap	27 1'37.852
----- Not Classified -----								
RET	333 DEMARCHI Luca (ITA) SR&R	CRISTONI Gian Piero (ITA) SR&R	Ferrari 488 Challenge	6	10'09.349	25 Laps	2	1'40.028

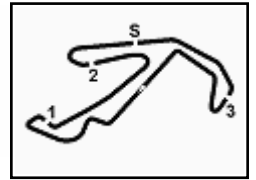
Starting: 3 Classified: 2 Not Classified: 0 Retired: 1 Not Started: 0
Fastest Lap N. 27 No. 355 Riccardo Chiesa Time 1'37.852 Avg. 155,476 Km/h

Humidity:	53%	AIR	32°C
Condition:	DRY	Temp:	42°C

Race Director : Alessandro Ferrari

Clerk of the Course : Fabrizio Fondacci

01/08/2020 Start 18:43 End 19:38



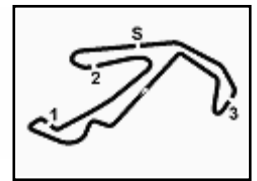
Misano Circuit Sic 58 4.226 m

ACI Racing Weekend Misano 30 Luglio-2 Agosto 2020

Camp.It.Gran Turismo Sprint - Lap Chart Race 1

		Lap																														
		1	2	3	4	5	6	7	8	9	10	11	12	13	14	15	16	17	18	19	20	21	22	23	24	25	26	27	28	29	30	
Pos	1	90	90	90	90	90	90	90	90	90	90	90	90	90	90	25	25	90	90	25	25	25	25	25	12	12	12	12	12	12	12	12
	2	25	25	25	25	25	25	25	25	25	25	25	25	25	25	25	90	90	25	25	12	12	12	12	12	12	19	19	19	7	7	7
	3	12	12	12	12	12	12	12	12	12	12	12	12	12	12	12	12	12	12	7	7	7	7	19	19	7	7	7	7	19	19	19
	4	7	7	7	7	7	7	7	7	7	7	7	7	7	19	19	7	7	7	7	19	19	19	7	7	25	63	63	63	63	63	
	5	3	19	19	19	19	19	19	19	19	19	19	19	19	3	3	19	19	19	19	3	3	3	63	63	63	32	32	32	32	32	
	6	19	3	3	3	3	3	3	3	3	3	3	3	3	7	88	3	3	3	3	27	27	63	3	3	3	71	71	71	71	71	
	7	32	32	32	32	32	32	32	32	32	32	32	32	63	27	88	7	27	27	27	63	63	32	32	32	32	3	3	3	3	3	
	8	63	63	63	63	63	63	63	63	63	63	63	63	63	63	355	355	63	63	63	32	32	71	71	71	71	25	21	21	21	21	
	9	27	27	27	27	27	27	27	27	27	27	27	27	32	32	27	63	32	32	32	32	71	71	88	88	88	21	21	88	88	88	
	10	88	88	88	88	88	88	88	88	88	88	88	88	88	88	88	88	88	88	88	88	88	21	21	21	88	88	25	25	25	25	
	11	71	71	71	71	71	71	71	88	88	88	88	88	88	88	71	32	71	88	88	88	21	21	91	91	91	91	91	91	91	91	
	12	91	91	91	91	91	91	91	91	91	91	91	21	21	355	71	88	21	21	21	91	91	27	27	27	44	44	44	44	44		
	13	21	21	21	21	21	21	21	21	21	21	21	21	21	21	21	355	91	91	44	44	44	44	44	44	355	355	355	355	355	322	322
	14	333	333	333	333	333	333	44	44	44	44	44	44	44	44	355	91	91	91	44	44	355	355	355	355	355	322	322	322	355	90	215
	15	355	355	355	44	44	44	355	355	355	355	355	355	355	44	288	288	288	44	355	355	322	322	322	322	322	90	90	90	90	215	
	16	322	44	44	355	355	355	322	322	322	322	322	322	288	215	227	227	252	322	322	90	90	90	90	90	215	215	215	215	227	227	
	17	44	322	322	322	322	322	288	288	288	288	288	288	288	215	227	215	44	271	215	215	215	215	215	215	215	288	227	227	227	227	355
	18	288	288	288	288	288	288	215	215	215	215	215	215	215	227	252	252	322	288	288	288	288	288	288	288	227	250	250	250	250	250	
	19	215	215	215	215	215	215	227	227	227	227	227	227	227	252	271	271	271	288	227	227	227	227	227	227	250	252	252	277	277	277	
	20	227	227	227	227	227	252	252	252	252	252	252	252	271	277	44	322	215	250	250	250	250	250	250	250	252	277	277	252	271	271	
	21	252	252	252	252	252	250	250	250	250	250	250	250	277	297	277	215	227	252	252	252	252	252	252	252	277	271	271	271	252	252	
	22	250	250	250	250	250	271	271	271	271	271	271	271	297	44	297	250	250	271	271	271	271	271	271	271	277	271	299	299	299	299	
	23	271	271	271	271	271	207	207	207	207	207	207	207	250	322	277	277	277	277	277	277	277	277	277	277	271	299					
	24	297	297	297	297	297	297	297	297	277	277	277	277	207	250	250	299	299	299	299	299	299	299	299	299							
	25	277	277	277	207	207	207	277	277	277	297	297	297	297	297	299	207	207	297													
	26	207	207	207	277	277	299	299	299	299	299	299	299	299	322	299	299															
	27	299	299	299	299	299																										

		Lap	
		31	32
Pos	1	12	12
	2	7	7
	3	19	19
	4	63	71
	5	71	63
	6	32	32
	7	3	21
	8	21	3
	9	88	88
	10	25	25
	11	91	91
	12	44	
	13	322	



ACI Racing Weekend Misano 30 Luglio-2 Agosto 2020
Camp.It.Gran Turismo Sprint - Sector and Speeds Race 1

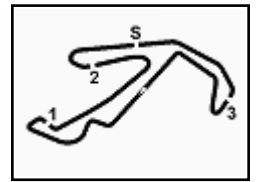
Misano Circuit Sic 58 4.226 m

RESULTS					
1	12	AUDI SPORT ITALIA	Audi R8 LMS	Laps	32
2	7	BMW TEAM ITALIA	BMW M6 GT3		2.188
3	19	VINCENZO SOSPIRI RACING	Lamborghini Huracan GT3		3.361
4	71	AF CORSE	Ferrari 488 GT3		5.910
5	63	VINCENZO SOSPIRI RACING	Lamborghini Huracan GT3		6.510
6	32	IMPERIALE RACING	Lamborghini Huracan GT3		7.150
7	21	AF CORSE	Ferrari 488		8.070
8	3	EASY RACE	Ferrari 488		8.822
9	88	LP RACING	Lamborghini Huracan GT3		12.547
10	25	RS RACING	Ferrari 488 GT3		15.431
11	91	DINAMIC MOTORSPORT	Porsche GT3		38.710
12	44	EBIMOTORS	Porsche GT3		1 Lap
13	322	DUELL RACE	Porsche 991 GT Cup 4.0		1 Lap
14	90	AKM MOTORSPORT	Mercedes AMG GT3		2 Laps
15	215	BMW TEAM ITALIA	BMW M4 GT4		2 Laps
16	227	NOVA RACE EVENTS	Mercedes AMG GT4		2 Laps
17	355	EASY RACE	Ferrari 488 Challengee		2 Laps
18	250	EBIMOTORS	Porsche Cayman 718 GT4		2 Laps
19	277	NOVA RACE EVENTS	Mercedes AMG GT4		3 Laps
20	252	EBIMOTORS	Porsche Cayman 718 GT4		3 Laps
21	299	CRAM MOTORSPORT	Porsche Cayman 718 GT4		3 Laps
22	271	W&D RACING TEAM	BMW M4 GT4		3 Laps
23	288	SCUDERIA VILLORBA CORS	Mercedes AMG GT4		7 Laps
24	27	AKM MOTORSPORT	Mercedes AMG GT3		8 Laps
RET	297	CRAM MOTORSPORT	Porsche Cayman 718 GT4		16 Laps
RET	207	NOVA RACE EVENTS	Mercedes AMG GT3		17 Laps
RET	333	SR&R	Ferrari 488 Challengee		26 Laps

SPEED				
1	355	EASY RACE	Ferrari 488 Challenge	221.3
2	7	BMW TEAM ITALIA	BMW M6 GT3	220.0
3	71	AF CORSE	Ferrari 488 GT3	218.2
4	322	DUELL RACE	Porsche 991 GT Cup 4.0	218.2
5	3	EASY RACE	Ferrari 488	217.7
6	21	AF CORSE	Ferrari 488	217.7
7	32	IMPERIALE RACING	Lamborghini Huracan GT3	217.3
8	333	SR&R	Ferrari 488 Challenge	216.9
9	63	VINCENZO SOSPIRI RACING	Lamborghini Huracan GT3	216.4
10	25	RS RACING	Ferrari 488 GT3	216.0
11	19	VINCENZO SOSPIRI RACING	Lamborghini Huracan GT3	216.0
12	12	AUDI SPORT ITALIA	Audi R8 LMS	215.6
13	88	LP RACING	Lamborghini Huracan GT3	215.1
14	90	AKM MOTORSPORT	Mercedes AMG GT3	215.1
15	27	AKM MOTORSPORT	Mercedes AMG GT3	214.3
16	44	EBIMOTORS	Porsche GT3	213.0
17	91	DINAMIC MOTORSPORT	Porsche GT3	212.6
18	250	EBIMOTORS	Porsche Cayman 718 GT4	200.4
19	297	CRAM MOTORSPORT	Porsche Cayman 718 GT4	199.3
20	299	CRAM MOTORSPORT	Porsche Cayman 718 GT4	199.3
21	215	BMW TEAM ITALIA	BMW M4 GT4	199.3
22	252	EBIMOTORS	Porsche Cayman 718 GT4	198.5
23	271	W&D RACING TEAM	BMW M4 GT4	198.5
24	227	NOVA RACE EVENTS	Mercedes AMG GT4	197.8
25	277	NOVA RACE EVENTS	Mercedes AMG GT4	195.3
26	207	NOVA RACE EVENTS	Mercedes AMG GT3	194.6
27	288	SCUDERIA VILLORBA CORS	Mercedes AMG GT4	194.2

SEG. 1		SEG. 2		SEG. 3		SEG. 4									
1	90	AKM MOTORSPORT	24.308	1	21	AF CORSE	22.065	1	7	BMW TEAM ITALIA	25.797	1	21	AF CORSE	20.655
2	71	AF CORSE	24.476	2	71	AF CORSE	22.086	2	25	RS RACING	25.983	2	90	AKM MOTORSPORT	20.684
3	12	AUDI SPORT ITALIA	24.506	3	7	BMW TEAM ITALIA	22.089	3	71	AF CORSE	26.050	3	12	AUDI SPORT ITALIA	20.706
4	21	AF CORSE	24.506	4	25	RS RACING	22.137	4	32	IMPERIALE RACING	26.058	4	7	BMW TEAM ITALIA	20.730
5	25	RS RACING	24.517	5	90	AKM MOTORSPORT	22.138	5	21	AF CORSE	26.061	5	71	AF CORSE	20.737
6	3	EASY RACE	24.526	6	3	EASY RACE	22.172	6	3	EASY RACE	26.102	6	88	LP RACING	20.788
7	19	VINCENZO SOSPIRI RA	24.526	7	32	IMPERIALE RACING	22.187	7	12	AUDI SPORT ITALIA	26.104	7	3	EASY RACE	20.795
8	63	VINCENZO SOSPIRI RA	24.534	8	12	AUDI SPORT ITALIA	22.189	8	90	AKM MOTORSPORT	26.105	8	19	VINCENZO SOSPIRI RA	20.797
9	88	LP RACING	24.595	9	19	VINCENZO SOSPIRI RA	22.189	9	19	VINCENZO SOSPIRI RA	26.143	9	25	RS RACING	20.811
10	7	BMW TEAM ITALIA	24.608	10	88	LP RACING	22.231	10	63	VINCENZO SOSPIRI RA	26.158	10	63	VINCENZO SOSPIRI RA	20.862
11	27	AKM MOTORSPORT	24.616	11	63	VINCENZO SOSPIRI RA	22.247	11	27	AKM MOTORSPORT	26.232	11	32	IMPERIALE RACING	20.878
12	32	IMPERIALE RACING	24.654	12	27	AKM MOTORSPORT	22.330	12	88	LP RACING	26.263	12	27	AKM MOTORSPORT	20.897
13	91	DINAMIC MOTORSPORT	24.824	13	91	DINAMIC MOTORSPORT	22.408	13	44	EBIMOTORS	26.482	13	91	DINAMIC MOTORSPORT	21.155
14	44	EBIMOTORS	24.940	14	44	EBIMOTORS	22.465	14	355	EASY RACE	26.618	14	44	EBIMOTORS	21.165
15	355	EASY RACE	26.024	15	355	EASY RACE	22.931	15	91	DINAMIC MOTORSPORT	26.731	15	355	EASY RACE	21.923
16	322	DUELL RACE	26.309	16	322	DUELL RACE	22.954	16	333	SR&R	27.369	16	322	DUELL RACE	22.208
17	288	SCUDERIA VILLORBA C	26.540	17	333	SR&R	23.204	17	322	DUELL RACE	27.437	17	333	SR&R	22.351
18	333	SR&R	26.561	18	250	EBIMOTORS	24.258	18	215	BMW TEAM ITALIA	28.540	18	288	SCUDERIA VILLORBA C	22.589
19	227	NOVA RACE EVENTS	26.645	19	288	SCUDERIA VILLORBA C	24.310	19	250	EBIMOTORS	28.621	19	250	EBIMOTORS	22.695
20	215	BMW TEAM ITALIA	26.727	20	215	BMW TEAM ITALIA	24.321	20	271	W&D RACING TEAM	28.704	20	215	BMW TEAM ITALIA	22.784
21	250	EBIMOTORS	26.727	21	227	NOVA RACE EVENTS	24.407	21	227	NOVA RACE EVENTS	28.717	21	207	NOVA RACE EVENTS	22.799
22	252	EBIMOTORS	26.751	22	297	CRAM MOTORSPORT	24.413	22	288	SCUDERIA VILLORBA C	28.748	22	227	NOVA RACE EVENTS	22.826
23	207	NOVA RACE EVENTS	26.788	23	271	W&D RACING TEAM	24.460	23	207	NOVA RACE EVENTS	28.862	23	252	EBIMOTORS	22.844
24	277	NOVA RACE EVENTS	26.905	24	252	EBIMOTORS	24.487	24	252	EBIMOTORS	28.863	24	297	CRAM MOTORSPORT	22.876
25	299	CRAM MOTORSPORT	27.082	25	277	NOVA RACE EVENTS	24.562	25	299	CRAM MOTORSPORT	28.924	25	277	NOVA RACE EVENTS	23.002
26	297	CRAM MOTORSPORT	27.122	26	207	NOVA RACE EVENTS	24.630	26	297	CRAM MOTORSPORT	28.952	26	271	W&D RACING TEAM	23.039
27	271	W&D RACING TEAM	27.182	27	299	CRAM MOTORSPORT	24.786	27	277	NOVA RACE EVENTS	29.034	27	299	CRAM MOTORSPORT	23.061

01/08/2020



ACI Racing Weekend Misano 30 Luglio-2 Agosto 2020
Camp.It.Gran Turismo Sprint - Analysis Race 1

Misano Circuit Sic 58 4.226 m

Start at 18:42'54.945

1 / 8

3 Easy Race (1'34.001)							
Lap	Seg.1	Seg.2	Seg.3	Seg.4	Lap Time	km/h	Local Time
Mattia Michelotto							
1		22.693	26.581	20.803	1'39.378	213,0	18:44'34.323
2	24.861	22.455	27.239	21.012	1'35.567	212,6	18:46'09.890
3	24.945	22.464	26.299	20.795	1'34.503	214,7	18:47'44.393
4	24.840	22.222	26.173	20.818	1'34.053	215,1	18:49'18.446
5	24.836	22.497	26.198	20.885	1'34.416	215,1	18:50'52.862
6	25.071	22.331	26.307	20.989	1'34.698	214,3	18:52'27.560
7	24.825	22.172	26.167	20.934	1'34.098	214,7	18:54'01.658
8	24.704	22.204	26.102	20.991	1'34.001	214,3	18:55'35.659
9	25.866	22.469	26.355	21.090	1'35.780	215,1	18:57'11.439
10	24.774	22.261	26.660	21.583	1'35.278	217,3	18:58'46.717
11	25.018	22.232	26.635	21.076	1'34.961	213,4	19:00'21.678
12	24.785	22.485	26.718	21.386	1'35.374	213,9	19:01'57.052
13	24.800	22.224	26.456	20.840	1'34.320	214,7	19:03'31.372
14	24.729	22.218	26.278	20.843	1'34.068	214,3	19:05'05.440
15	24.733	22.281	26.313	32.294	1'45.621P	214,3	19:06'51.061
Sean Hudspeth							
16	1'31.151	22.410	26.502	20.907	2'40.970P	213,4	19:09'32.031
17	24.526	22.479	26.469	21.018	1'34.492	213,9	19:11'06.523
18	25.080	22.547	26.596	21.500	1'35.723	215,1	19:12'42.246
19	24.700	22.785	26.293	20.927	1'34.705	216,0	19:14'16.951
20	24.688	22.365	26.283	20.998	1'34.334	216,4	19:15'51.285
21	24.623	23.111	30.467	22.363	1'40.564	211,8	19:17'31.849
22	27.860	38.929	38.492	26.138	2'11.419	161,4	19:19'43.268
23	25.814	23.713	27.059	21.246	1'37.832	217,3	19:21'21.100
24	24.765	22.558	26.220	21.084	1'34.627	216,4	19:22'55.727
25	24.739	22.431	26.206	20.974	1'34.350	215,6	19:24'30.077
26	25.012	23.336	26.580	21.318	1'36.246	216,4	19:26'06.323
27	24.668	22.335	26.220	21.231	1'34.454	215,1	19:27'40.777
28	24.810	22.467	26.334	20.924	1'34.535	217,7	19:29'15.312
29	24.822	22.453	26.201	21.167	1'34.643	216,4	19:30'49.955
30	24.819	22.395	26.436	21.013	1'34.663	216,0	19:32'24.618
31	24.960	22.349	26.498	21.225	1'35.032	215,6	19:33'59.650
32	25.006	23.408	26.635	21.507	1'36.556	216,9	19:35'36.206
Race Time 52'41.261							

7 BMW Team Italia (1'33.587)							
Lap	Seg.1	Seg.2	Seg.3	Seg.4	Lap Time	km/h	Local Time
Stefano Comandini							
1		22.480	26.204	20.939	1'38.540	216,9	18:44'33.485
2	24.724	22.349	26.249	20.913	1'34.235	216,4	18:46'07.720
3	24.833	22.266	26.311	20.806	1'34.216	218,2	18:47'41.936
4	24.642	22.465	26.161	20.924	1'34.192	217,3	18:49'16.128
5	24.785	22.171	26.236	20.730	1'33.922	216,4	18:50'50.050
6	24.778	22.215	26.086	20.911	1'33.990	216,9	18:52'24.040
7	24.786	22.267	26.019	20.870	1'33.942	218,2	18:53'57.982
8	24.871	22.400	26.051	22.378	1'35.700	218,6	18:55'33.682
9	24.835	22.205	26.049	20.994	1'34.083	217,3	18:57'07.765
10	25.050	22.557	26.407	21.232	1'35.246	218,2	18:58'43.011
11	25.095	22.366	26.016	20.952	1'34.429	218,2	19:00'17.440
12	25.571	22.457	26.090	21.047	1'35.165	218,2	19:01'52.605
13	24.974	22.427	25.951	20.853	1'34.205	219,1	19:03'26.810
14	24.912	22.686	26.098	30.457	1'44.153P	218,6	19:05'10.963
Marius Zug							
15	1'29.478	22.665	25.997	21.012	2'39.152P	217,3	19:07'50.115
16	24.608	22.109	25.964	20.906	1'33.587	218,6	19:09'23.702
17	24.667	22.534	25.797	20.979	1'33.977	218,6	19:10'57.679
18	27.714	23.119	26.039	21.003	1'37.875	217,7	19:12'35.554
19	24.905	22.243	25.987	21.098	1'34.233	218,6	19:14'09.787
20	25.099	22.602	26.409	21.253	1'35.363	219,5	19:15'45.150
21	25.252	23.565	29.416	23.136	1'41.369	177,6	19:17'26.519
22	29.282	39.129	40.023	26.997	2'15.431	144,4	19:19'41.950
23	26.082	22.651	26.199	21.049	1'35.981	220,0	19:21'17.931

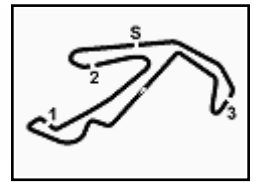
24	24.907	22.316	26.403	21.421	1'35.047	219,5	19:22'52.978
25	24.916	22.811	26.307	21.059	1'35.093	219,1	19:24'28.071
26	24.665	22.089	26.106	20.977	1'33.837	220,0	19:26'01.908
27	24.786	22.253	26.330	21.096	1'34.465	220,0	19:27'36.373
28	25.425	22.392	25.812	20.984	1'34.613	219,5	19:29'10.986
29	24.702	22.218	25.920	20.959	1'33.799	220,0	19:30'44.785
30	24.612	22.408	25.968	21.081	1'34.069	219,5	19:32'18.854
31	24.763	22.286	26.086	22.219	1'35.354	220,0	19:33'54.208
32	24.748	22.306	27.183	21.127	1'35.364	216,4	19:35'29.572
Race Time 52'34.627							

12 Audi Sport Italia (1'33.664)							
Lap	Seg.1	Seg.2	Seg.3	Seg.4	Lap Time	km/h	Local Time
Daniel Mancinelli							
1		22.659	26.257	20.835	1'37.860	213,0	18:44'32.805
2	24.544	22.454	26.307	20.746	1'34.051	213,0	18:46'06.856
3	24.544	22.374	26.210	20.706	1'33.834	213,9	18:47'40.690
4	24.506	22.440	26.249	20.875	1'34.070	213,9	18:49'14.760
5	24.645	22.425	26.226	20.792	1'34.088	214,3	18:50'48.848
6	24.589	22.333	26.273	20.718	1'33.913	213,9	18:52'22.761
7	24.595	22.298	26.181	20.758	1'33.832	214,7	18:53'56.593
8	24.606	22.496	26.463	20.907	1'34.472	214,7	18:55'31.065
9	24.563	22.365	26.181	20.758	1'33.867	214,3	18:57'04.932
10	25.623	22.753	26.474	21.588	1'36.438	214,7	18:58'41.370
11	25.483	22.340	26.313	20.921	1'35.057	213,4	19:00'16.427
12	25.092	22.339	26.212	20.796	1'34.439	213,9	19:01'50.866
13	24.558	22.283	26.104	20.719	1'33.664	214,3	19:03'24.530
14	24.812	22.287	26.177	20.749	1'34.025	214,3	19:04'58.555
15	24.675	22.189	26.204	30.445	1'43.513P	213,9	19:06'42.068
Riccardo Agostini							
16	1'28.218	22.391	26.201	21.783	2'38.593P	213,0	19:09'20.661
17	24.664	22.420	26.208	21.490	1'34.782	213,0	19:10'55.443
18	26.211	22.597	26.265	20.820	1'35.893	212,2	19:12'31.336
19	24.561	22.378	26.233	21.187	1'34.359	213,0	19:14'05.695
20	24.805	22.443	26.549	21.197	1'34.994	213,9	19:15'40.689
21	25.698	22.470	29.265	25.554	1'42.987	213,4	19:17'23.676
22	30.197	38.633	40.409	26.440	2'15.679	149,4	19:19'39.355
23	25.770	22.792	26.367	21.309	1'36.238	215,6	19:21'15.593
24	25.302	22.600	26.638	21.324	1'35.864	213,9	19:22'51.457
25	25.157	22.818	26.155	20.835	1'34.965	213,9	19:24'26.422
26	24.625	22.538	26.245	20.789	1'34.197	213,4	19:26'00.619
27	24.606	22.364	26.196	20.956	1'34.122	213,0	19:27'34.741
28	25.012	22.455	26.179	20.827	1'34.473	213,4	19:29'09.214
29	24.625	22.329	26.192	20.803	1'33.949	213,4	19:30'43.163
30	24.516	22.354	26.113	20.736	1'33.719	213,9	19:32'16.882
31	24.610	22.349	26.582	21.243	1'34.784	214,7	19:33'51.666
32	24.808	23.008	26.828	21.074	1'35.718	213,4	19:35'27.384
Race Time 52'32.439							

19 Vincenzo Sospiri Racing (1'34.025)							
Lap	Seg.1	Seg.2	Seg.3	Seg.4	Lap Time	km/h	Local Time
Yuki Nemoto							
1		22.765	26.576	21.020	1'40.139	212,2	18:44'35.084
2	24.672	22.233	26.383	20.938	1'34.226	213,0	18:46'09.310
3	24.652	22.420	26.242	20.847	1'34.161	212,6	18:47'43.471
4	24.651	22.222	26.258	20.920	1'34.051	213,4	18:49'17.522
5	24.622	22.311	26.321	20.797	1'34.051	212,2	18:50'51.573
6	24.601	22.268	26.298	20.862	1'34.029	213,0	18:52'25.602
7	24.737	22.272	26.180	20.861	1'34.050	213,9	18:53'59.652
8	24.806	22.294	26.212	21.545	1'34.857	213,4	18:55'34.509
9	24.824	22.350	26.305	20.982	1'34.461	213,0	18:57'08.970
10	24.849	22.371	26.385	21.513	1'35.118	214,7	18:58'44.088
11	25.578	22.292	26.345	20.988	1'35.203	213,4	19:00'19.291
12	24.705	23.085	26.311	21.027	1'35.128	215,1	19:01'54.419
13	24.734	22.258	26.258	21.029	1'34.279	214,3	19:03'28.698

01/08/2020

P = Pits In/Out - C = Lap Time Cancelled



ACI Racing Weekend Misano 30 Luglio-2 Agosto 2020
Camp.It.Gran Turismo Sprint - Analysis Race 1

Misano Circuit Sic 58 4.226 m

Start at 18:42'54.945

2 / 8

14	24.682	22.784	26.231	21.493	1'35.190	213,9	19:05'03.888	3	24.592	22.277	26.114	20.811	1'33.794	215,6	18:47'39.797
15	24.962	22.450	26.353	32.772	1'46.537P	213,9	19:06'50.425	4	24.702	22.458	26.453	20.858	1'34.471	216,0	18:49'14.268
Tuomas Tujala															
16	1'25.108	22.561	26.515	21.056	2'35.240P	212,2	19:09'25.665	5	24.663	22.186	26.086	20.960	1'33.895	215,1	18:50'48.163
17	24.704	22.189	26.312	20.897	1'34.102	213,9	19:10'59.767	6	24.677	22.137	25.990	21.047	1'33.851	216,0	18:52'22.014
18	26.118	22.821	26.369	20.977	1'36.285	215,6	19:12'36.052	7	24.602	22.280	26.003	20.829	1'33.714	215,6	18:53'55.728
19	24.796	22.263	26.221	20.936	1'34.216	213,9	19:14'10.268	8	24.569	22.379	26.057	20.813	1'33.818	215,6	18:55'29.546
20	24.914	22.604	26.409	21.206	1'35.133	214,7	19:15'45.401	9	24.517	22.366	26.070	20.863	1'33.816	216,0	18:57'03.362
21	25.502	23.422	29.823	23.151	1'41.898	174,8	19:17'27.299	10	25.525	22.486	26.220	20.975	1'35.206	215,6	18:58'38.568
22	29.021	39.463	39.729	26.563	2'14.776	155,0	19:19'42.075	11	24.649	22.166	26.316	20.979	1'34.110	215,6	19:00'12.678
23	25.416	22.438	26.264	21.180	1'35.298	213,4	19:21'17.373	12	24.641	22.262	26.033	21.081	1'34.017	215,6	19:01'46.695
24	24.724	22.297	26.969	21.082	1'35.072	213,0	19:22'52.445	13	24.663	22.241	26.158	21.690	1'34.752	215,6	19:03'21.447
25	24.816	22.748	26.265	20.998	1'34.827	213,4	19:24'27.272	14	24.670	22.203	26.127	20.845	1'33.845	214,7	19:04'55.292
26	24.780	22.223	26.380	20.894	1'34.277	213,9	19:26'01.549	15	24.624	22.266	25.983	20.880	1'33.753	215,6	19:06'29.045
27	24.782	22.189	26.393	20.976	1'34.340	214,7	19:27'35.889	16	24.956	22.747	26.137	21.150	1'34.990	215,6	19:08'04.035
28	25.038	24.537	26.271	21.143	1'36.989	214,3	19:29'12.878	17	24.784	22.378	26.094	20.984	1'34.240	216,0	19:09'38.275
29	24.793	22.274	26.176	20.976	1'34.219	214,3	19:30'47.097	18	25.604	22.323	26.031	30.765	1'44.723P	216,0	19:11'22.998
30	24.618	22.324	26.226	20.902	1'34.070	213,9	19:32'21.167	Alessandro Vezzoni							
31	24.526	22.264	26.143	21.092	1'34.025	214,3	19:33'55.192	19	1'28.213	22.984	26.501	21.368	2'39.066P	213,0	19:14'02.064
32	25.048	22.296	26.189	21.228	1'34.761	216,0	19:35'29.953	20	25.178	22.770	26.491	21.610	1'36.049	214,3	19:15'38.113
Race Time 52'35.008 + 0.792Pen															

21 AF Corse (1'33.612)

Lap	Seg.1	Seg.2	Seg.3	Seg.4	Lap Time	km/h	Local Time
Simon Mann							
1		23.717	27.505	21.839	1'45.735	211,8	18:44'40.680
2	25.619	22.911	27.067	21.758	1'37.355	212,2	18:46'18.035
3	25.357	22.816	26.912	21.562	1'36.647	211,8	18:47'54.682
4	25.132	22.736	26.685	21.043	1'35.596	213,4	18:49'30.278
5	24.947	22.630	26.897	21.338	1'35.812	212,2	18:51'06.090
6	25.177	22.629	26.752	21.269	1'35.827	212,2	18:52'41.917
7	25.158	22.795	26.968	21.568	1'36.489	212,6	18:54'18.406
8	24.891	22.577	26.846	21.441	1'35.755	213,4	18:55'54.161
9	24.897	22.555	26.983	21.403	1'35.838	213,9	18:57'29.999
10	25.344	22.742	26.815	22.224	1'37.125	213,4	18:59'07.124
11	25.008	22.577	26.758	21.267	1'35.610	213,4	19:00'42.734
12	25.335	23.178	26.898	21.778	1'37.189	213,0	19:02'19.923
13	25.459	22.681	27.075	21.344	1'36.559	213,0	19:03'56.482
14	26.123	22.766	26.803	1'19.395	2'35.087P	213,4	19:06'31.569
Matteo Cressoni							
15	40.725	22.596	26.513	20.930	1'50.764P	213,0	19:08'22.333
16	24.873	22.245	26.262	20.655	1'34.035	214,3	19:09'56.368
17	24.506	22.103	26.222	20.877	1'33.708	214,3	19:11'30.076
18	25.122	22.155	26.276	20.708	1'34.261	213,9	19:13'04.337
19	24.526	22.119	26.221	20.746	1'33.612	214,3	19:14'37.949
20	24.733	22.806	26.132	20.809	1'34.480	214,7	19:16'12.429
21	26.142	24.581	29.056	23.563	1'43.342	211,8	19:17'55.771
22	26.745	25.702	34.865	24.061	1'51.373	186,9	19:19'47.144
23	25.663	22.482	26.684	21.978	1'36.807	215,6	19:21'23.951
24	24.703	22.264	26.429	20.920	1'34.316	216,0	19:22'58.267
25	24.847	22.260	26.481	21.659	1'35.247	215,6	19:24'33.514
26	24.599	22.120	26.121	20.924	1'33.764	214,7	19:26'07.278
27	25.325	22.475	26.833	20.982	1'35.615	215,6	19:27'42.893
28	24.770	22.065	26.420	20.905	1'34.160	215,6	19:29'17.053
29	24.652	22.203	26.061	20.713	1'33.629	216,4	19:30'50.682
30	24.715	22.260	26.290	20.902	1'34.167	216,4	19:32'24.849
31	25.066	22.249	26.435	21.406	1'35.156	217,7	19:34'00.005
32	25.050	22.372	26.407	21.620	1'35.449	216,0	19:35'35.454
Race Time 52'40.509							

25 RS Racing (1'33.714)

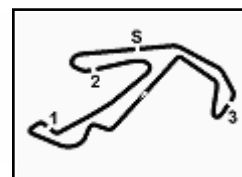
Lap	Seg.1	Seg.2	Seg.3	Seg.4	Lap Time	km/h	Local Time
Daniele Di Amato							
1		22.438	26.269	21.000	1'37.082	213,9	18:44'32.027
2	24.628	22.170	26.281	20.897	1'33.976	214,3	18:46'06.003

32 Imperiale Racing (1'34.236)

Lap	Seg.1	Seg.2	Seg.3	Seg.4	Lap Time	km/h	Local Time
Lorenzo Ferrari							
1		22.806	27.386	21.276	1'42.288	210,9	18:44'37.233
2	24.966	22.558	26.385	21.100	1'35.009	212,2	18:46'12.242
3	24.648	22.653	26.293	21.010	1'34.604	211,8	18:47'46.846
4	24.753	22.330	26.340	20.947	1'34.370	212,2	18:49'21.216
5	24.679	22.624	26.680	20.969	1'34.952	211,8	18:50'56.168
6	24.689	22.578	26.375	21.266	1'34.908	212,6	18:52'31.076
7	24.682	22.864	26.391	21.068	1'35.005	212,2	18:54'06.081
8	24.616	22.339	26.462	21.198	1'34.615	213,4	18:55'40.696
9	24.746	22.393	26.362	21.018	1'34.519	213,0	18:57'15.215
10	24.713	22.416	26.441	21.307	1'34.877	212,6	18:58'50.092
11	25.596	22.624	26.929	21.353	1'36.502	212,6	19:00'26.594
12	24.923	22.379	26.409	21.280	1'34.991	214,3	19:02'01.585
13	25.844	23.569	26.604	21.054	1'37.071	213,0	19:03'38.656
14	24.696	22.378	26.304	1'16.033	2'29.411P	212,2	19:06'08.067
15	41.772	22.721	26.565	20.930	1'51.988P	211,4	19:08'00.055
16	25.071	22.445	26.529	20.946	1'34.991	212,2	19:09'35.046
17	24.716	22.522	26.232	20.899	1'34.369	212,6	19:11'09.415
18	24.628	22.499	26.248	20.970	1'34.345	213,0	19:12'43.760
19	24.849	22.377	26.372	20.897	1'34.495	212,6	19:14'18.255
20	24.747	22.380	26.664	20.911	1'34.702	213,4	19:15'52.957
21	24.707	23.210	29.094	22.791	1'39.802	200,4	19:17'32.759
22	28.655	38.539	37.904	47.641	2'32.739P	152,3	19:20'05.498
23	40.252	23.595	28.018	46.692	2'18.557P	210,9	19:22'24.055
24	40.448	22.749	26.740	21.338	1'51.275P	211,8	19:24'15.330
Race Time 41'20.385 + 2.256Pen							

01/08/2020

P = Pits In/Out - C = Lap Time Cancelled



ACI Racing Weekend Misano 30 Luglio-2 Agosto 2020

Camp.It.Gran Turismo Sprint - Analysis Race 1

Misano Circuit Sic 58 4.226 m

Start at 18:42'54.945

4 / 8

16	24.506	22.237	26.050	21.051	1'33.844	216,4	19:09'38.785	6	24.479	22.228	26.212	20.684	1'33.603	213,4	18:52'21.354
17	25.471	22.225	26.304	20.859	1'34.859	215,1	19:11'13.644	7	24.520	22.176	26.142	20.714	1'33.552	213,0	18:53'54.906
18	24.476	22.266	26.763	20.737	1'34.242	216,9	19:12'47.886	8	24.481	22.155	26.116	20.712	1'33.464	213,4	18:55'28.370
19	24.587	22.332	26.066	21.216	1'34.201	216,0	19:14'22.087	9	24.553	22.231	26.314	21.150	1'34.248	213,9	18:57'02.618
20	25.043	22.269	26.172	21.096	1'34.580	218,2	19:15'56.667	10	25.549	22.306	26.544	20.889	1'35.288	213,9	18:58'37.906
21	25.235	25.937	28.045	22.353	1'41.570	210,9	19:17'38.237	11	24.575	22.138	26.644	20.847	1'34.204	214,3	19:00'12.110
22	26.800	37.997	36.734	24.344	2'05.875	140,6	19:19'44.112	12	24.588	22.344	26.159	20.782	1'33.873	213,9	19:01'45.983
23	26.316	22.880	27.131	21.353	1'37.680	217,3	19:21'21.792	13	24.690	22.210	26.272	21.504	1'34.676	214,3	19:03'20.659
24	24.968	22.324	26.338	20.930	1'34.560	213,4	19:22'56.352	14	24.610	22.168	26.249	20.723	1'33.750	213,4	19:04'54.409
25	24.962	22.274	26.179	21.025	1'34.440	216,9	19:24'30.792	15	24.498	22.301	26.116	20.935	1'33.850	213,4	19:06'28.259
26	24.948	22.399	26.290	21.345	1'34.982	216,9	19:26'05.774	16	25.372	26.357	26.105	21.019	1'38.853	215,1	19:08'07.112
27	24.600	22.086	26.224	21.607	1'34.517	216,9	19:27'40.291	17	25.289	22.572	26.471	21.591	1'35.923	215,1	19:09'43.035
28	24.547	22.130	26.318	20.927	1'33.922	215,6	19:29'14.213	18	24.970	22.331	26.456	21.084	1'34.841	214,7	19:11'17.876
29	25.046	22.197	26.228	21.011	1'34.482	216,0	19:30'48.693	19	25.165	22.611	26.613	1'18.246	2'32.635P	212,6	19:13'50.511
30	24.767	22.290	26.093	21.128	1'34.278	216,0	19:32'22.975	Davide Roda							
31	24.763	22.101	26.226	20.872	1'33.962	217,7	19:33'56.935	20	42.837	22.941	3'10.387	24.885	4'41.050P	213,0	19:18'31.561
32	25.168	22.108	26.804	22.279	1'36.359	216,9	19:35'33.294	21	49.201	23.845	27.670	21.905	2'02.621	212,2	19:20'34.182
Race Time 52'38.349								22	26.212	22.737	27.466	21.473	1'37.888	211,4	19:22'12.070
								23	25.840	32.550	27.745	22.228	1'48.363	212,6	19:24'00.433
								24	26.202	33.225	27.809	22.509	1'39.745	211,8	19:25'40.178
								25	26.384	22.998	27.625	22.167	1'39.174	211,4	19:27'19.352
								26	25.863	22.908	27.568	21.533	1'37.872	212,6	19:28'57.224
								27	25.419	23.083	27.746	21.575	1'37.823	213,0	19:30'35.047
								28	25.369	22.553	27.675	21.628	1'37.225	213,0	19:32'12.272
								29	25.667	23.998	28.048	24.900	1'42.613	213,9	19:33'54.885
								30	29.087	25.908	32.301	23.037	1'50.333	184,6	19:35'45.218
								Race Time 52'50.273							

88 LP Racing (1'34.001)

Lap	Seg.1	Seg.2	Seg.3	Seg.4	Lap Time	km/h	Local Time
Lorenzo Marcucci							
1		23.021	26.829	21.386	1'42.791	210,5	18:44'37.736
2	25.160	22.487	26.676	21.191	1'35.514	210,9	18:46'13.250
3	24.837	22.477	26.389	21.024	1'34.727	211,8	18:47'47.977
4	24.745	22.469	26.392	20.905	1'34.511	211,8	18:49'22.488
5	24.725	22.434	26.512	21.045	1'34.716	210,9	18:50'57.204
6	24.744	22.397	26.331	21.017	1'34.489	212,2	18:52'31.693
7	24.775	22.630	26.383	21.024	1'34.812	213,0	18:54'06.505
8	26.329	23.653	27.606	21.455	1'39.043	210,5	18:55'45.548
9	24.695	22.684	26.573	21.547	1'35.499	211,8	18:57'21.047
10	24.595	22.544	26.459	21.091	1'34.689	212,2	18:58'55.736
11	24.673	22.635	26.903	21.322	1'35.533	213,0	19:00'31.269
12	25.738	22.701	26.880	20.994	1'36.313	210,9	19:02'07.582
13	25.069	22.499	26.854	21.004	1'35.426	210,9	19:03'43.008
14	25.478	22.567	26.449	21.117	1'35.611	211,8	19:05'18.619
15	24.921	22.626	26.548	30.927	1'45.022P	211,4	19:07'03.641

91 Dinamic Motorsport (1'35.689)

Lap	Seg.1	Seg.2	Seg.3	Seg.4	Lap Time	km/h	Local Time
Alex De Giacomo							
1		23.458	27.257	21.423	1'44.438	210,9	18:44'39.383
2	25.333	23.033	26.821	21.346	1'36.533	211,4	18:46'15.916
3	25.522	23.081	26.910	21.368	1'36.881	210,9	18:47'52.797
4	25.051	22.672	27.163	21.487	1'36.373	211,4	18:49'29.170
5	25.361	22.636	26.945	21.484	1'36.426	210,5	18:51'05.596
6	25.088	22.533	26.892	21.176	1'35.689	210,9	18:52'41.285
7	25.526	22.818	26.805	21.249	1'36.398	210,9	18:54'17.683
8	25.178	22.644	26.810	21.201	1'35.833	211,4	18:55'53.516
9	25.130	22.581	27.054	21.268	1'36.033	210,9	18:57'29.549
10	25.346	22.607	27.062	21.989	1'37.004	211,4	18:59'06.553
11	25.200	22.513	26.731	21.451	1'35.895	210,9	19:00'42.448
12	25.403	23.943	27.457	21.368	1'38.171	211,8	19:02'20.619
13	25.688	23.380	26.788	21.661	1'37.517	211,8	19:03'58.136
14	25.411	22.690	26.738	1'21.751	2'36.590P	211,8	19:06'34.726

90 AKM Motorsport (1'33.464)

Lap	Seg.1	Seg.2	Seg.3	Seg.4	Lap Time	km/h	Local Time
Riccardo Cazzaniga							
16	1'28.455	22.596	26.443	21.159	2'38.653P	211,8	19:09'42.294
17	24.856	22.472	26.433	21.094	1'34.855	211,8	19:11'17.149
18	24.748	22.429	26.359	20.913	1'34.449	212,2	19:12'51.598
19	25.014	22.443	26.285	20.962	1'34.704	211,8	19:14'26.302
20	24.600	22.231	26.373	20.797	1'34.001	212,6	19:16'00.303
21	26.063	28.435	28.591	22.050	1'45.139	206,5	19:17'45.442
22	28.134	32.911	34.966	24.364	2'00.375	199,3	19:19'45.817
23	25.601	22.865	27.332	21.797	1'37.595	213,0	19:21'23.412
24	24.862	22.381	26.263	20.955	1'34.461	212,6	19:22'57.873
25	24.755	22.549	26.338	22.330	1'35.972	212,6	19:24'33.845
26	25.082	22.326	26.314	20.921	1'34.643	213,0	19:26'08.488
27	24.784	22.289	26.617	22.007	1'35.697	215,1	19:27'44.185
28	25.689	22.293	26.335	21.208	1'35.525	213,4	19:29'19.710
29	25.352	22.346	26.553	21.030	1'35.281	213,4	19:30'54.991
30	24.890	22.267	26.440	20.796	1'34.393	213,4	19:32'29.384
31	24.834	23.099	26.478	20.788	1'35.199	213,4	19:34'04.583
32	24.824	22.522	26.866	21.136	1'35.348	214,7	19:35'39.931
Race Time 52'44.986							

90 AKM Motorsport (1'33.464)

Lap	Seg.1	Seg.2	Seg.3	Seg.4	Lap Time	km/h	Local Time
Loris Spinelli							
1		22.536	26.459	20.931	1'36.704	210,1	18:44'31.649
2	24.415	22.379	26.290	20.776	1'33.860	211,8	18:46'05.509
3	24.535	22.360	26.221	20.712	1'33.828	212,6	18:47'39.337
4	24.839	22.572	26.431	20.701	1'34.543	213,0	18:49'13.880
5	24.308	22.354	26.205	21.004	1'33.871	212,6	18:50'47.751

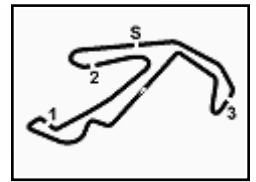
Race Time 53'11.149

01/08/2020

P = Pits In/Out - C = Lap Time Cancelled



Powered by PERUGIA TIMING



ACI Racing Weekend Misano 30 Luglio-2 Agosto 2020
Camp.It.Gran Turismo Sprint - Analysis Race 1

Misano Circuit Sic 58 4.226 m

Start at 18:42'54.945

5 / 8

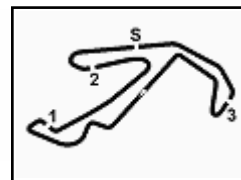
207 Nova Race Events (1'43.224)							
Lap	Seg.1	Seg.2	Seg.3	Seg.4	Lap Time	km/h	Local Time
Carlo Mantori							
1		25.745	30.225	23.073	1'57.693	192,9	18:44'52.638
2	27.404	24.954	29.547	23.308	1'45.213	194,6	18:46'37.851
3	27.020	24.735	28.896	22.799	1'43.450	193,5	18:48'21.301
4	27.497	25.031	28.862	22.969	1'44.359	193,5	18:50'05.660
5	26.788	24.657	28.906	22.873	1'43.224	194,2	18:51'48.884
6	26.987	24.725	29.016	23.022	1'43.750	193,9	18:53'32.634
7	27.417	24.793	29.457	23.307	1'44.974	191,8	18:55'17.608
8	26.974	25.012	29.162	23.080	1'44.228	192,2	18:57'01.836
9	28.509	24.696	29.038	23.500	1'45.743	192,2	18:58'47.579
10	27.760	25.273	29.087	24.161	1'46.281	192,9	19:00'33.860
11	27.040	24.630	29.093	23.050	1'43.813	192,5	19:02'17.673
12	27.102	25.077	29.205	23.086	1'44.470	193,9	19:04'02.143
13	27.016	24.849	28.962	34.048	1'54.875P	193,2	19:05'57.018
14	1'38.772	24.672	29.096	23.178	2'55.718P	192,9	19:08'52.736
15	27.253	24.853	28.889	23.119	1'44.114	192,2	19:10'36.850
Race Time 27'41.905							

215 BMW Team Italia (1'42.556)							
Lap	Seg.1	Seg.2	Seg.3	Seg.4	Lap Time	km/h	Local Time
Simone Riccitelli							
1		25.469	28.963	22.807	1'53.508	197,4	18:44'48.453
2	27.176	24.609	28.683	22.911	1'43.379	197,8	18:46'31.832
3	26.727	24.426	28.619	22.784	1'42.556	197,4	18:48'14.388
4	27.009	24.678	28.554	22.850	1'43.091	197,4	18:49'57.479
5	26.873	24.394	28.551	22.811	1'42.629	197,4	18:51'40.108
6	26.921	24.361	28.540	22.793	1'42.615	197,8	18:53'22.723
7	26.985	24.361	28.641	22.835	1'42.822	197,1	18:55'05.545
8	27.012	24.483	28.835	22.981	1'43.311	196,4	18:56'48.856
9	27.069	24.547	28.690	22.919	1'43.225	197,4	18:58'32.081
10	27.032	24.427	28.923	22.980	1'43.362	197,1	19:00'15.443
11	28.076	24.727	28.872	23.059	1'44.734	197,1	19:02'00.177
12	27.904	26.162	29.053	23.835	1'46.954	198,2	19:03'47.131
13	27.092	24.636	28.880	22.843	1'43.451	197,1	19:05'30.582
14	26.888	24.529	28.761	22.879	1'43.057	198,2	19:07'13.639
15	26.902	24.564	28.615	29.523	1'49.604P	198,2	19:09'03.243
Francesco Guerra							
16	1'29.015	24.722	28.772	23.055	2'45.564P	196,7	19:11'48.807
17	27.274	24.977	28.705	22.988	1'43.944	197,1	19:13'32.751
18	27.454	24.523	28.790	23.004	1'43.771	197,1	19:15'16.522
19	27.122	24.436	31.167	25.145	1'47.870	197,8	19:17'04.392
20	28.464	25.170	31.217	23.725	1'48.576	192,5	19:18'52.968
21	29.256	24.572	28.985	22.978	1'45.791	197,4	19:20'38.759
22	27.180	24.531	29.618	23.250	1'44.579	198,5	19:22'23.338
23	27.137	24.321	28.637	22.930	1'43.025	197,4	19:24'06.363
24	27.225	24.640	28.637	22.893	1'43.395	197,8	19:25'49.758
25	27.199	24.393	28.833	23.039	1'43.464	197,4	19:27'33.222
26	27.339	24.976	30.469	23.204	1'45.988	198,5	19:29'19.210
27	28.765	24.506	29.046	23.829	1'46.146	198,2	19:31'05.356
28	27.380	24.652	28.804	23.208	1'44.044	198,2	19:32'49.400
29	28.281	24.476	28.898	23.096	1'44.751	198,5	19:34'34.151
30	27.271	24.797	28.908	23.112	1'44.088	199,3	19:36'18.239
Race Time 53'23.294 + 6.225Pen							

227 Nova Race Events (1'42.734)							
Lap	Seg.1	Seg.2	Seg.3	Seg.4	Lap Time	km/h	Local Time
Luca Segù							
1		26.149	29.267	22.977	1'54.665	194,2	18:44'49.610
2	26.888	24.627	28.755	22.839	1'43.109	194,6	18:46'32.719
3	26.747	24.454	28.740	22.826	1'42.767	195,3	18:48'15.486
4	26.787	24.408	28.793	22.881	1'42.869	194,6	18:49'58.355
5	26.747	24.493	28.717	22.872	1'42.829	194,2	18:51'41.184
6	26.645	24.407	28.788	22.894	1'42.734	193,5	18:53'23.918

7	26.665	24.530	28.814	23.078	1'43.087	193,9	18:55'07.005
8	26.676	24.494	28.809	22.942	1'42.921	194,6	18:56'49.926
9	26.675	24.643	28.752	22.934	1'43.004	194,2	18:58'32.930
10	26.899	24.515	29.339	22.959	1'43.712	195,7	19:00'16.642
11	27.395	25.196	28.760	23.123	1'44.474	194,6	19:02'01.116
12	27.754	25.159	29.421	23.906	1'46.240	193,5	19:03'47.356
13	27.354	24.553	28.995	23.030	1'43.932	193,5	19:05'31.288
14	26.681	24.588	28.840	22.991	1'43.100	194,9	19:07'14.388
15	26.800	24.491	28.792	22.930	1'43.013	195,7	19:08'57.401
16	26.878	24.444	28.732	31.528	1'51.582P	195,7	19:10'48.983
Francesco De Luca							
17	1'31.100	25.260	29.069	23.168	2'48.597P	194,9	19:13'37.580
18	27.248	24.459	28.899	23.159	1'43.765	196,4	19:15'21.345
19	27.101	24.659	30.020	23.655	1'45.435	196,7	19:17'06.780
20	27.972	25.484	30.430	23.618	1'47.504	197,8	19:18'54.284
21	29.890	25.182	28.984	24.307	1'48.363	197,1	19:20'42.647
22	27.514	24.913	28.977	23.356	1'44.760	196,4	19:22'27.407
23	27.269	24.533	28.992	23.233	1'44.027	195,7	19:24'11.434
24	27.270	24.723	29.663	22.941	1'44.597	197,1	19:25'56.031
25	27.173	24.792	29.405	25.021	1'46.391	195,7	19:27'42.422
26	29.283	24.674	29.172	24.165	1'47.294	196,0	19:29'29.716
27	27.427	24.976	29.169	24.001	1'45.573	196,0	19:31'15.289
28	27.238	24.688	30.019	26.031	1'47.976	196,4	19:33'03.265
29	27.489	24.739	29.066	23.330	1'44.624	197,1	19:34'47.889
30	27.459	24.779	29.353	23.420	1'45.011	196,7	19:36'32.900
Race Time 53'37.955							

250 Ebimotors (1'42.600)							
Lap	Seg.1	Seg.2	Seg.3	Seg.4	Lap Time	km/h	Local Time
Paolo Gnemmi							
1		26.440	29.271	23.156	1'55.662	196,7	18:44'50.607
2	27.182	24.859	29.155	23.143	1'44.339	196,4	18:46'34.946
3	27.099	24.447	29.124	23.150	1'43.820	196,0	18:48'18.766
4	27.234	24.581	29.036	22.977	1'43.828	197,1	18:50'02.594
5	27.271	24.423	29.360	23.114	1'44.168	196,7	18:51'46.762
6	27.095	24.586	29.224	23.138	1'44.043	196,7	18:53'30.805
7	27.122	24.407	29.086	23.099	1'43.714	196,4	18:55'14.519
8	27.224	24.505	29.048	23.123	1'43.900	196,4	18:56'58.419
9	27.180	24.565	29.252	23.789	1'44.786	197,1	18:58'43.205
10	27.716	24.954	29.290	24.081	1'46.041	196,4	19:00'29.246
11	27.413	24.792	29.235	23.141	1'44.581	196,4	19:02'13.827
12	27.273	24.700	29.243	23.236	1'44.452	196,4	19:03'58.279
13	27.409	24.837	29.030	33.075	1'54.351P	196,7	19:05'52.630
Riccardo Pera							
14	1'33.425	24.498	28.850	22.906	2'49.679P	197,8	19:08'42.309
15	26.859	24.586	28.790	22.813	1'43.048	197,4	19:10'25.357
16	26.810	24.258	28.775	22.757	1'42.600	197,4	19:12'07.957
17	26.895	24.628	28.811	23.605	1'43.939	197,4	19:13'51.896
18	27.159	24.613	28.816	22.695	1'43.283	198,2	19:15'35.179
19	26.727	25.181	30.180	24.906	1'46.994	199,6	19:17'22.173
20	31.239	38.574	40.493	26.901	2'17.207	166,4	19:19'39.380
21	27.126	24.578	29.685	23.610	1'44.999	199,6	19:21'24.379
22	27.232	24.581	28.621	22.878	1'43.312	200,4	19:23'07.691
23	27.102	24.617	28.720	22.838	1'43.277	199,3	19:24'50.968
24	26.914	24.645	29.045	22.799	1'43.403	197,4	19:26'34.371
25	26.979	24.362	28.979	22.852	1'43.172	197,8	19:28'17.543
26	26.985	24.419	28.760	22.940	1'43.104	198,5	19:30'00.647
27	26.914	24.491	28.742	22.751	1'42.898	197,4	19:31'43.545
28	26.905	24.370	28.833	22.760	1'42.868	196,7	19:33'26.413
29	26.958	24.348	28.751	22.810	1'42.867	197,8	19:35'09.280



ACI Racing Weekend Misano 30 Luglio-2 Agosto 2020
Camp.It.Gran Turismo Sprint - Analysis Race 1

Misano Circuit Sic 58.4.226m

6 / 8

Start at 18:42'54.945

Race Time 52'39.845 + 10.503Pen

Sabino Marco De Castro

1	25.819	29.684	23.022	1'55.102	194,6	18:44'50.047	
2	26.946	24.611	29.065	22.844	1'43.466	197,8	18:46'33.513
3	26.751	24.557	28.952	22.966	1'43.226	197,4	18:48'16.739
4	26.859	24.600	28.863	22.952	1'43.274	197,4	18:50'00.013
5	27.452	24.671	28.917	22.909	1'43.949	197,1	18:51'43.962
6	27.211	25.090	28.970	22.989	1'44.260	197,1	18:53'28.222
7	27.211	24.542	29.080	22.953	1'43.786	197,4	18:55'12.008
8	27.263	24.487	28.971	23.232	1'43.953	197,1	18:56'55.961
9	27.112	24.816	28.980	23.744	1'44.652	197,8	18:58'40.613
10	27.790	25.177	29.194	24.136	1'46.297	196,4	19:00'26.910
11	27.492	24.641	29.149	23.152	1'44.434	198,2	19:02'11.344
12	27.237	24.852	29.032	23.274	1'44.395	196,7	19:03'55.739
13	27.559	24.534	29.091	23.154	1'44.338	196,7	19:05'40.777
14	27.355	24.896	29.179	23.213	1'44.643	197,8	19:07'24.020
15	27.221	24.539	29.095	23.144	1'43.999	196,7	19:09'08.719
16	27.411	24.724	29.123	24.052	1'45.310	195,3	19:10'54.029
17	28.734	24.865	29.070	33.100	1'55.769P	197,8	19:12'49.798

277 Nova Race Events (1'43.903)

Lap	Seg.1	Seg.2	Seg.3	Seg.4	Lap Time	km/h	Local Time
Luca Magnoni							
1		25.910	29.938	23.336	1'57.325	193,9	18:44'52.270
2	27.281	25.161	29.415	23.079	1'44.936	192,5	18:46'37.206
3	26.989	24.562	29.151	23.201	1'43.903	194,6	18:48'21.109
4	27.484	25.547	29.142	23.157	1'45.330	194,2	18:50'06.439
5	27.022	24.785	29.034	23.136	1'43.977	193,9	18:51'50.416
6	26.905	24.718	29.467	23.176	1'44.266	193,5	18:53'34.682
7	27.179	24.705	29.429	23.145	1'44.458	193,5	18:55'19.140
8	27.098	24.646	29.188	23.494	1'44.426	193,9	18:57'03.566
9	27.710	25.092	29.622	23.212	1'45.636	193,5	18:58'49.202
10	27.304	24.869	29.671	23.310	1'45.154	193,5	19:00'34.356
11	27.181	24.803	29.143	23.126	1'44.253	193,5	19:02'18.609
12	27.368	24.759	29.326	23.178	1'44.631	194,6	19:04'03.240
13	26.985	24.797	29.154	23.262	1'44.198	194,2	19:05'47.438
14	27.125	24.753	29.254	23.053	1'44.185	193,9	19:07'31.623
15	27.389	24.736	29.211	33.390	1'54.726P	193,5	19:09'26.349
16	1'39.538	25.061	29.360	23.002	2'56.961P	191,8	19:12'23.310
17	28.318	25.040	29.601	23.314	1'46.273	194,2	19:14'09.583
18	27.781	24.910	30.619	23.484	1'46.794	194,2	19:15'56.377
19	28.120	25.210	31.010	24.071	1'48.411	193,2	19:17'44.788
20	28.071	31.673	36.201	25.501	2'01.446	146,9	19:19'46.234
21	28.660	25.062	30.020	23.322	1'47.064	193,2	19:21'33.298
22	27.354	24.982	29.216	23.388	1'44.940	194,9	19:23'18.238
23	27.406	24.819	29.323	23.270	1'44.818	194,2	19:25'03.056
24	27.285	24.833	29.550	24.006	1'45.674	195,3	19:26'48.730
25	27.249	24.738	29.307	23.397	1'44.691	193,5	19:28'33.421
26	27.246	24.717	29.219	23.165	1'44.347	194,2	19:30'17.768
27	27.090	24.774	29.242	23.386	1'44.492	194,6	19:32'02.260
28	27.279	25.110	29.481	23.166	1'45.036	193,2	19:33'47.296
29	27.328	24.946	30.534	24.277	1'47.085	193,2	19:35'34.381

271 W&D Racing Team (1'43.708)

Lap	Seg.1	Seg.2	Seg.3	Seg.4	Lap Time	km/h	Local Time
Paolo Meloni							
1		26.340	29.194	23.181	1'56.110	196,4	18:44'51.055
2	27.678	25.198	28.965	23.064	1'44.905	197,1	18:46'35.960
3	27.182	24.651	28.805	23.070	1'43.708	197,1	18:48'19.668
4	27.276	24.635	28.853	23.039	1'43.803	197,1	18:50'03.471
5	27.333	24.771	28.778	23.154	1'44.036	197,4	18:51'47.507
6	27.211	24.576	28.960	23.116	1'43.863	197,8	18:53'31.370
7	27.297	24.661	28.939	23.049	1'43.946	197,4	18:55'15.316
8	27.246	24.871	28.706	23.183	1'44.006	197,8	18:56'59.322
9	27.292	25.353	29.023	24.176	1'45.844	197,1	18:58'45.166
10	27.409	24.668	29.426	23.298	1'44.801	196,7	19:00'29.967
11	27.751	24.603	29.006	23.271	1'44.631	197,1	19:02'14.598
12	27.331	24.909	29.057	23.876	1'45.173	196,7	19:03'59.771
13	27.433	24.535	28.948	23.220	1'44.136	197,4	19:05'43.907
14	27.522	24.614	28.792	23.155	1'44.083	197,4	19:07'27.990
15	27.338	24.570	28.766	23.064	1'43.738	198,2	19:09'11.728
16	27.291	24.854	29.109	23.598	1'44.852	197,4	19:10'56.580
17	28.412	25.234	29.319	35.550	1'58.515P	196,4	19:12'55.095
18	1'30.356	24.821	28.873	24.743	2'48.793P	198,5	19:15'43.888
19	28.085	25.891	30.109	23.393	1'47.478	195,7	19:17'31.366
20	27.754	38.341	38.908	26.827	2'11.830	147,9	19:19'43.196
21	29.060	24.789	29.420	24.362	1'47.631	198,2	19:21'30.827
22	29.212	25.108	29.112	23.387	1'46.819	197,4	19:23'17.646
23	27.629	24.764	29.158	23.215	1'44.766	196,7	19:25'02.412
24	27.623	24.994	29.340	24.423	1'46.380	198,5	19:26'48.792
25	28.424	24.460	28.704	23.339	1'44.927	198,2	19:28'33.719
26	27.411	25.035	28.986	23.259	1'44.691	197,4	19:30'18.410
27	27.507	24.676	28.911	23.407	1'44.501	198,2	19:32'02.911
28	27.376	24.822	29.858	23.515	1'45.571	197,1	19:33'48.482
29	27.717	25.018	29.380	24.193	1'46.308	196,7	19:35'34.790

288 Scuderia Villorba Corse (1'42.491)

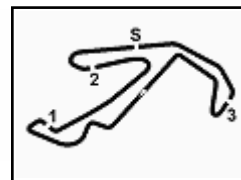
Lap	Seg.1	Seg.2	Seg.3	Seg.4	Lap Time	km/h	Local Time
Andrea Belicchi							
1		25.321	28.941	22.589	1'52.915	193,2	18:44'47.860
2	26.744	24.537	28.863	22.895	1'43.039	193,5	18:46'30.899
3	26.540	24.440	28.748	22.763	1'42.491	193,5	18:48'13.390
4	26.866	24.312	28.812	22.801	1'42.791	193,9	18:49'56.181
5	26.779	24.310	28.921	22.851	1'42.861	193,2	18:51'39.042
6	26.846	24.356	28.797	22.791	1'42.790	193,2	18:53'21.832
7	26.889	24.371	28.910	22.951	1'43.121	193,2	18:55'04.953
8	26.814	24.393	28.989	22.885	1'43.081	193,2	18:56'48.034
9	26.884	24.367	28.896	22.884	1'43.031	192,9	18:58'31.065
10	26.764	24.401	28.949	23.256	1'43.370	193,2	19:00'14.435
11	26.786	24.396	28.981	23.426	1'43.589	194,2	19:01'58.024
12	27.058	24.376	29.169	23.348	1'43.951	193,5	19:03'41.975
13	26.947	24.511	28.835	22.887	1'43.180	193,5	19:05'25.155
14	26.905	24.428	28.984	22.820	1'43.137	192,9	19:07'08.292
15	26.878	24.367	28.878	22.764	1'42.887	193,2	19:08'51.179
16	26.777	24.414	29.024	22.774	1'42.989	192,9	19:10'34.168
17	27.187	24.587	29.100	1'22.648	2'43.522P	192,9	19:13'17.690
Jody Simone Vullo							
18	41.955	25.315	29.608	23.621	2'00.499P	189,8	19:15'18.189
19	26.927	24.402	30.488	25.170	1'46.987	192,5	19:17'05.176
20	28.478	25.369	30.912	23.515	1'48.274	192,5	19:18'53.450
21	29.952	24.761	29.254	23.138	1'47.105	193,2	19:20'40.555
22	27.006	24.674	29.018	23.053	1'43.751	193,5	19:22'24.306
23	27.046	24.443	28.946	22.883	1'43.318	192,9	19:24'07.624
24	26.854	24.535	28.994	22.828	1'43.211	192,5	19:25'50.835
25	26.826	24.460	29.246	23.138	1'43.670	192,5	19:27'34.505

01/08/2020

P = Pits In/Out - C = Lap Time Cancelled



Powered by PERUGIA TIMING



ACI Racing Weekend Misano 30 Luglio-2 Agosto 2020

Camp.It.Gran Turismo Sprint - Analysis Race 1

Start at 18:42'54.945

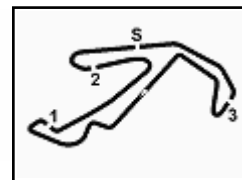
Misano Circuit Sic 58 4.226 m

7 / 8

297 CRAM Motorsport (1'43.785)								Race Time 44'39.560							
Lap	Seg.1	Seg.2	Seg.3	Seg.4	Lap Time	km/h	Local Time								
Matteo Arrigosi								5	26.820	23.487	27.486	22.739	1'40.532	216,4	18:51'29.071
1		26.006	29.789	23.379	1'57.001	195,3	18:44'51.946	6	27.175	23.410	27.667	22.545	1'40.797	216,0	18:53'09.868
2	27.242	25.110	29.377	22.876	1'44.605	198,2	18:46'36.551	7	26.792	23.223	27.549	22.715	1'40.279	216,0	18:54'50.147
3	27.376	24.413	29.050	22.971	1'43.810	199,3	18:48'20.361	8	26.941	23.520	27.864	23.221	1'41.546	216,0	18:56'31.693
4	27.122	24.596	28.952	23.115	1'43.785	197,8	18:50'04.146	9	27.111	23.415	27.907	22.598	1'41.031	215,6	18:58'12.724
5	27.270	24.616	29.072	23.029	1'43.987	198,5	18:51'48.133	10	27.517	23.633	27.909	23.784	1'42.843	215,6	18:59'55.567
6	27.445	24.580	28.984	23.116	1'44.125	198,5	18:53'32.258	11	27.173	23.638	28.030	22.848	1'41.689	216,4	19:01'37.256
7	27.572	24.994	29.894	23.136	1'45.596	195,7	18:55'17.854	12	28.172	25.018	28.197	33.735	1'55.122P	216,4	19:03'32.378
8	27.369	24.574	29.301	23.147	1'44.391	198,5	18:57'02.245	Gianluca Carboni							
9	29.707	25.369	29.212	23.767	1'48.055	197,8	18:58'50.300	13	1'40.576	23.419	27.857	23.042	2'54.894P	215,1	19:06'27.272
10	28.311	25.061	29.076	23.131	1'45.579	198,9	19:00'35.879	14	27.450	24.201	29.097	22.566	1'43.314	192,2	19:08'10.586
11	27.412	24.488	29.001	23.949	1'44.850	198,9	19:02'20.729	15	26.346	23.490	27.877	22.308	1'40.021	215,6	19:09'50.607
12	27.940	24.632	29.248	23.219	1'45.039	198,2	19:04'05.768	16	26.480	22.993	27.507	22.331	1'39.311	215,6	19:11'29.918
13	27.612	24.510	29.017	22.935	1'44.074	198,5	19:05'49.842	17	27.226	23.292	27.594	22.378	1'40.490	216,9	19:13'10.408
14	27.511	24.671	29.010	23.067	1'44.259	198,9	19:07'34.101	18	26.443	22.954	27.657	22.322	1'39.376	215,1	19:14'49.784
15	28.048	26.516	29.510	32.838	1'56.912P	198,9	19:09'31.013	19	26.309	22.969	27.711	22.515	1'39.504	216,9	19:16'29.288
Adriano Pan								20	26.874	23.198	27.986	22.515	1'40.573	216,0	19:18'09.861
16	1'58.166	1'00.472	53.837	53.433	4'45.908P	110,5	19:14'16.921	21	26.761	23.415	29.006	22.793	1'41.975	196,7	19:19'51.836
Race Time 31'21.976								22	26.751	23.137	27.834	22.512	1'40.234	216,9	19:21'32.070
								23	26.925	23.442	28.434	22.509	1'41.310	216,9	19:23'13.380
								24	26.467	23.308	27.676	22.208	1'39.659	214,3	19:24'53.039
								25	26.884	23.293	27.966	22.457	1'40.600	216,0	19:26'33.639
								26	26.713	23.397	27.601	22.265	1'39.976	215,1	19:28'13.615
								27	26.783	23.504	27.876	22.599	1'40.762	214,3	19:29'54.377
								28	26.845	23.329	27.985	22.545	1'40.704	215,6	19:31'35.081
								29	26.839	23.466	27.507	22.616	1'40.428	216,0	19:33'15.509
								30	26.810	23.618	27.437	22.482	1'40.347	218,2	19:34'55.856
								31	26.913	23.232	28.106	22.886	1'41.137	216,4	19:36'36.993
								Race Time 53'42.048 + 1'00.000Pen							

299 CRAM Motorsport (1'44.347)								333 SR&R (1'40.028)							
Lap	Seg.1	Seg.2	Seg.3	Seg.4	Lap Time	km/h	Local Time	Lap	Seg.1	Seg.2	Seg.3	Seg.4	Lap Time	km/h	Local Time
Giacomo Riva								Luca Demarchi							
1		25.930	30.180	23.870	1'58.824	196,4	18:44'53.769	1			27.707	22.444	1'47.785	214,7	18:44'42.730
2	28.037	24.933	29.792	23.939	1'46.701	197,4	18:46'40.470	2	26.798	23.510	27.369	22.351	1'40.028	214,3	18:46'22.758
3	27.988	25.324	29.592	24.334	1'47.238	197,1	18:48'27.708	3	26.981	23.584	27.484	22.484	1'40.533	215,6	18:48'03.291
4	28.081	25.309	29.519	24.069	1'46.978	197,1	18:50'14.686	4	26.993	23.402	27.476	22.801	1'40.672	216,4	18:49'43.963
5	28.167	25.110	29.488	23.890	1'46.655	196,7	18:52'01.341	5	26.766	23.379	27.553	22.395	1'40.093	216,9	18:51'24.056
6	27.875	25.081	29.496	23.671	1'46.123	197,1	18:53'47.464	6	26.824	23.264	27.508	22.642	1'40.238	216,0	18:53'04.294
7	27.465	25.034	30.091	24.690	1'47.280	195,3	18:55'34.744	Race Time 10'09.349							
8	27.924	25.487	29.438	23.614	1'46.463	197,4	18:57'21.207								
9	27.834	24.933	29.249	24.402	1'46.418	197,4	18:59'07.625								
10	27.938	25.179	29.498	24.110	1'46.725	197,1	19:00'54.350								
11	28.045	25.055	29.422	23.633	1'46.155	197,1	19:02'40.505								
12	27.947	25.287	29.577	24.010	1'46.821	196,4	19:04'27.326								
13	28.025	25.426	29.637	23.134	1'56.222P	196,4	19:06'23.548								
Daniel Vebster															
14	1'39.330	25.514	29.170	23.266	2'57.280P	197,1	19:09'20.828								
15	27.104	25.045	28.924	23.409	1'44.482	197,8	19:11'05.310								
16	27.237	25.114	29.518	23.061	1'44.930	197,8	19:12'50.240								
17	27.171	24.982	29.074	23.209	1'44.436	197,8	19:14'34.676								
18	27.782	25.472	28.955	23.310	1'45.519		19:16'20.195								
19	27.863	24.948	29.923	23.180	1'45.914	197,8	19:18'06.109								
20	27.449	25.193	29.672	23.329	1'45.643	196,0	19:19'51.752								
21	29.369	25.005	29.113	23.333	1'46.820	199,3	19:21'38.572								
22	27.082	25.098	28.982	23.610	1'44.772	197,8	19:23'23.344								
23	27.628	25.028	29.035	23.459	1'45.150	198,5	19:25'08.494								
24	27.624	25.389	28.936	23.232	1'45.181	198,2	19:26'53.675								
25	27.174	25.013	29.095	23.471	1'44.753	198,9	19:28'38.428								
26	27.159	25.843	29.181	23.105	1'45.288	198,9	19:30'23.716								
27	27.372	24.845	28.975	23.155	1'44.347	198,5	19:32'08.063								
28	27.630	24.786	29.852	25.287	1'47.555	197,8	19:33'55.618								
29	28.764	25.036	29.104	23.439	1'46.343	198,2	19:35'41.961								
Race Time 52'47.016															

322 Duell Race (1'39.311)								355 Easy Race (1'37.852)							
Lap	Seg.1	Seg.2	Seg.3	Seg.4	Lap Time	km/h	Local Time	Lap	Seg.1	Seg.2	Seg.3	Seg.4	Lap Time	km/h	Local Time
Vincenzo Sauto								Matteo Greco							
1		23.930	27.688	22.361	1'49.166	216,4	18:44'44.111	1		24.371	27.585	22.514	1'48.051	216,4	18:44'42.996
2	28.205	23.592	27.623	23.244	1'42.664	217,3	18:46'26.775	2	26.882	23.555	27.465	22.150	1'40.052	217,7	18:46'23.048
3	27.366	23.509	27.574	22.541	1'40.990	217,7	18:48'07.765	3	26.991	23.518	27.632	22.247	1'40.388	216,4	18:48'03.436
4	27.382	23.293	27.661	22.438	1'40.774	217,3	18:49'48.539	4	27.365	24.100	27.706	22.252	1'41.423	217,7	18:49'44.859
								5	26.737	23.361	27.733	22.240	1'40.071	217,3	18:51'24.930
								6	26.735	23.426	27.920	22.237	1'40.318	217,7	18:53'05.248
								7	26.498	23.270	27.697	23.068	1'40.533	218,2	18:54'45.781
								8	26.329	23.082	26.790	22.163	1'38.364	217,3	18:56'24.145
								9	26.282	22.979	27.187	21.988	1'38.436	217,7	18:58'02.581
								10	26.593	23.367	27.173	22.401	1'39.534	218,2	18:59'42.115
								11	26.498	22.994	27.308	22.231	1'39.031	218,6	19:01'21.146
								12	27.806	23.288	27.124	21.923	1'40.141	217,7	19:03'01.287
								13	26.611	23.290	27.842	22.398	1'40.141	217,3	19:04'41.428
								14	26.113	22.966	26.720	22.093	1'37.892	218,2	19:06'19.320
								15	26.033	22.955	27.119	22.137	1'38.244	218,2	19:07'57.564
								16	26.381	23.044	28.085	22.099	1'39.609	218,6	19:09'37.173
								17	28.552	22.931	27.296	34.196	1'52.975P	218,2	19:11'30.148
								Riccardo Chiesa							
								18	1'36.205	25.542	27.417	23.909	2'53.073P	217,3	19:14'23.221
								19	26.651	23.770	27.218	22.458	1'40.097	218,6	19:16'03.318
								20	28.995	27.838	30.792	24			

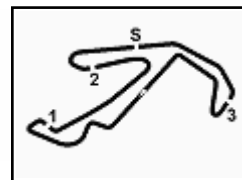


Misano Circuit Sic 58 4.226 m

ACI Racing Weekend Misano 30 Luglio-2 Agosto 2020
Camp.It.Gran Turismo Sprint - Analysis Race 1

Start at 18:42'54.945

21	27.004	25.497	35.010	24.357	1'51.868	189,5	19:19'46.878	
22	27.530	23.264	28.436	22.976	1'42.206	221,3	19:21'29.084	
23	26.168	23.086	27.064	22.455	1'38.773	217,7	19:23'07.857	
24	26.363	23.309	26.965	22.004	1'38.641	217,7	19:24'46.498	
25	27.599	23.150	27.020	21.950	1'39.719	218,2	19:26'26.217	
26	26.042	23.142	26.748	21.959	1'37.891	218,6	19:28'04.108	
27	26.024	23.001	26.618	22.209	1'37.852	218,6	19:29'41.960	
28	26.208	23.143	26.775	21.991	1'38.117	218,6	19:31'20.077	
29	26.163	23.172	28.761	38.037	1'56.133P	220,0	19:33'16.210	
30	1'41.105	37.489	42.477	31.134	3'32.205P	145,6	19:36'48.415	
							Race Time	53'53.470



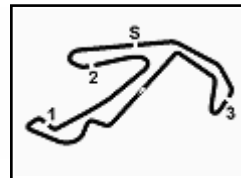
Misano Circuit Sic 58 4.226 m

ACI Racing Weekend Misano 30 Luglio-2 Agosto 2020

Camp.It.Gran Turismo Sprint - Pit Times Race 1

Pit Intervention Time: 0 secs

No.	Entrant	Car		Race Time	Local Time	Pit Time
3	Easy Race	M.MICHELOTTO	PIT IN	23'41.966	19:06'36.911	
		S.HUDSPETH	PIT OUT	25'10.158	19:08'05.103	1'28.192
7	BMW Team Italia	S.COMANDINI	PIT IN	22'03.423	19:04'58.368	
		M.ZUG	PIT OUT	23'27.860	19:06'22.805	1'24.437
12	Audi Sport Italia	D.MANCINELLI	PIT IN	23'34.412	19:06'29.357	
		R.AGOSTINI	PIT OUT	24'58.194	19:07'53.139	1'23.782
19	Vincenzo Sospiri Racing	Y.NEMOTO	PIT IN	23'40.660	19:06'35.605	
		T.TUJULA	PIT OUT	25'03.396	19:07'58.341	1'22.736
21	AF Corse	S.MANN	PIT IN	22'35.702	19:05'30.647	
		M.CRESSONI	PIT OUT	23'59.893	19:06'54.838	1'24.191
25	RS Racing	D.DI AMATO	PIT IN	28'15.179	19:11'10.124	
		A.VIZZONI	PIT OUT	29'38.033	19:12'32.978	1'22.854
27	AKM Motorsport	D.ZAMPIERI	PIT IN	22'15.288	19:05'10.233	
		L.FERRARI	PIT OUT	23'37.536	19:06'32.481	1'22.248
			PIT IN	36'44.987	19:19'39.932	
			PIT OUT	37'33.355	19:20'28.300	48.368
			PIT IN	39'01.727	19:21'56.672	
			PIT OUT	39'51.960	19:22'46.905	50.233
32	Imperiale Racing	K.GALBIATI	PIT IN	22'17.228	19:05'12.173	
		G.VENTURINI	PIT OUT	23'41.139	19:06'36.084	1'23.911
44	Ebimotors	P.VENEROSI PESCIOLINI	PIT IN	21'43.059	19:04'38.004	
		A.BACCANI	PIT OUT	23'09.198	19:06'04.143	1'26.139
63	Vincenzo Sospiri Racing	L.PULCINI	PIT IN	22'16.239	19:05'11.184	
		D.KROES	PIT OUT	23'40.721	19:06'35.666	1'24.482
71	AF Corse	G.RODA	PIT IN	22'17.630	19:05'12.575	
		A.ROVERA	PIT OUT	23'42.179	19:06'37.124	1'24.549
88	LP Racing	L.MARCUCCI	PIT IN	23'56.177	19:06'51.122	
		R.CAZZANIGA	PIT OUT	25'19.781	19:08'14.726	1'23.604
90	AKM Motorsport	L.SPINELLI	PIT IN	29'54.939	19:12'49.884	
		D.RODA	PIT OUT	31'19.261	19:14'14.206	1'24.322
91	Dinamic Motorsport	A.DE GIACOMI	PIT IN	22'36.960	19:05'31.905	
		M.CASSARÀ	PIT OUT	24'03.100	19:06'58.045	1'26.140
207	Nova Race Events	C.MANTORI	PIT IN	22'49.656	19:05'44.601	
			PIT OUT	24'21.396	19:07'16.341	1'31.740
215	BMW Team Italia	S.RICCITELLI	PIT IN	25'57.492	19:08'52.437	
		F.GUERRA	PIT OUT	27'18.417	19:10'13.362	1'20.925
227	Nova Race Events	L.SEGÙ	PIT IN	27'41.615	19:10'36.560	
		F.DE LUCA	PIT OUT	29'06.431	19:12'01.376	1'24.816
250	Ebimotors	P.GNEMMI	PIT IN	22'44.149	19:05'39.094	
		R.PERA	PIT OUT	24'12.434	19:07'07.379	1'28.285
252	Ebimotors	S.DE CASTRO	PIT IN	29'41.069	19:12'36.014	
		G.PICCIOLI	PIT OUT	31'07.395	19:14'02.340	1'26.326
271	W&D Racing Team	P.MELONI	PIT IN	29'46.718	19:12'41.663	
			PIT OUT	31'11.217	19:14'06.162	1'24.499
277	Nova Race Events	L.MAGNONI	PIT IN	26'18.933	19:09'13.878	
			PIT OUT	27'50.807	19:10'45.752	1'31.874
288	Scuderia Villorba Corse	A.BELICCHI	PIT IN	29'19.756	19:12'14.701	
		J.VULLO	PIT OUT	30'45.760	19:13'40.705	1'26.004



Misano Circuit Sic 58 4.226 m

ACI Racing Weekend Misano 30 Luglio-2 Agosto 2020

Camp.It.Gran Turismo Sprint - Pit Times Race 1

Pit Intervention Time: 0 secs

No.	Entrant	Car		Race Time	Local Time	Pit Time	
288	Scuderia Villorba Corse	J.VULLO	PIT IN	46'29.671	19:29'24.616		
297	CRAM Motorsport	M.ARRIGOSI	PIT IN	26'23.409	19:09'18.354		
			A.PAN	PIT OUT	27'47.453	19:10'42.398	1'24.044
			PIT IN	31'04.643	19:13'59.588		
299	CRAM Motorsport	G.RIVA	PIT IN	23'15.982	19:06'10.927		
			D.VEBSTER	PIT OUT	24'47.705	19:07'42.650	1'31.723
322	Duell Race	V.SAUTO	PIT IN	20'26.543	19:03'21.488		
			G.CARBONI	PIT OUT	21'57.660	19:04'52.605	1'31.117
333	SR&R	L.DEMARCHI	PIT IN	11'49.767	18:54'44.712		
355	Easy Race	M.GRECO	PIT IN	28'22.233	19:11'17.178		
			R.CHIESA	PIT OUT	29'51.300	19:12'46.245	1'29.067
			PIT IN	50'08.164	19:33'03.109		
			PIT OUT	51'36.272	19:34'31.217	1'28.108	