

Red Bull Ring
F4 Italian Championship
Race - 2
Provisional Results




Cls	N°	Driver	Nat	Competitor	Nat	Rookie	Cls	Laps	Total Time	Gap	Interval	Km/h	Best	Time	Km/h
1	62	Dennis Hauger	NOR	Van Amersfoort Racing	NDL			17	32:04.635			137.3	9	1:31.362	170.1
2	4	Niklas Krütten	DEU	Van Amersfoort Racing	NDL			17	32:04.844	0.209	0.209	137.2	9	1:31.571	169.7
3	33	Jesse Salmenautio	FIN	DRZ Benelli Srl	ITA			17	32:05.316	0.681	0.472	137.2	8	1:31.915	169.1
4	23	Gregoire Saucy	CHE	R-ace GP	FRA			17	32:05.660	1.025	0.344	137.2	7	1:31.583	169.7
5	25	William Alatalo	FIN	BWT Mucke Motorsport	DEU			17	32:05.939	1.304	0.279	137.2	10	1:31.920	169.1
6	6	Ido Cohen	ISR	Van Amersfoort Racing	NDL			17	32:06.325	1.690	0.386	137.1	9	1:31.820	169.2
7	17	Jonny Edgar	GBR	Jenzer Motorsport	CHE	R	1	17	32:07.020	2.385	0.695	137.1	9	1:31.739	169.4
8	16	Giorgio Carrara	ARG	Jenzer Motorsport	CHE			17	32:07.191	2.556	0.171	137.1	8	1:31.808	169.3
9	5	Gianluca Petecof	BRA	Prema Powerteam	ITA			17	32:07.350	2.715	0.159	137.1	8	1:31.585	169.7
10	11	Alessandro Famularo	VEN	Prema Powerteam	ITA			17	32:07.575	2.940	0.225	137.0	8	1:31.864	169.2
11	57	Mikhael Belov	RUS	Bhaitech Srl	ITA			17	32:08.112	3.477	0.537	137.0	8	1:31.656	169.5
12	97	Roman Stanek	CZE	US Racing	DEU	R	2	17	32:08.322	3.687	0.210	137.0	8	1:31.532	169.8
13	8	Lucas Allecco Roy	DEU	Van Amersfoort Racing	NDL			17	32:08.698	4.063	0.376	137.0	9	1:31.867	169.2
14	2	Nico Göhler	DEU	BWT Mucke Motorsport	DEU	R	3	17	32:09.094	4.459	0.396	136.9	12	1:32.320	168.3
15	20	Ivan Berets	RUS	DRZ Benelli Srl	ITA			17	32:09.478	4.843	0.384	136.9	11	1:32.629	167.8
16	21	Axel Gnos	CHE	Jenzer Motorsport	CHE	R	4	17	32:10.009	5.374	0.531	136.9	10	1:32.843	167.4
17	88	Amna Al Qubaisi	UAE	Abu Dhabi Racing	UAE			17	32:10.324	5.689	0.315	136.9	9	1:33.102	166.9
18	12	Filipe Ugran	ROU	BVM Racing	ITA	R	5	17	32:10.619	5.984	0.295	136.8	7	1:33.534	166.1
19	31	Pietro Delli Guanti	ITA	BVM Racing	ITA	R	6	17	32:10.768	6.133	0.149	136.8	10	1:32.729	167.6
20	28	Sebastian Freymuth	DEU	AS Motorsport	SVN	R	7	17	32:12.748	8.113	1.980	136.7	11	1:33.135	166.9
21	94	Daniel Vebster	SW	Cram Motorsport	ITA	R	8	17	32:13.250	8.615	0.502	136.6	11	1:32.834	167.4
22	78	Hamda Al Qubaisi	UAE	Abu Dhabi Racing	UAE			17	32:14.857	10.222	1.607	136.5	12	1:33.311	166.5
23	7	Paul Aron	EST	Prema Powerteam	ITA	R	9	17	32:19.554	14.919	4.697	136.2	5	1:34.649	164.2
24	14	Nicola Marinangeli	ITA	Bhaitech Srl	ITA	R	10	14	25:49.482	3 Laps	3 Laps	140.4	9	1:33.252	166.6
Not classified: (Requirements: 70% of number laps of leader = 12 Laps)															
99	Erwin Zanotti	ITA	BWT Mucke Motorsport	DEU	R	11	11	19:50.347	6 Laps	3 Laps	143.6	10	1:32.807	167.4	
26	Joshua Dürksen	PRY	BWT Mucke Motorsport	DEU	R	12	11	19:50.961	6 Laps	0.614	143.5	11	1:32.321	168.3	
55	Roe Meyuhas	ISR	Cram Motorsport	ITA	R	13	6	12:25.460	11 Laps	5 Laps	125.1	5	1:34.961	163.6	
22	Umberto Laganella	ITA	Bhaitech Srl	ITA			3	7:16.741	14 Laps	3 Laps	106.7	1	2:17.904	112.7	
29	Emilio Cipriani	VEN	Cram Motorsport	ITA			1	3:06.656	16 Laps	2 Laps	83.2	1	3:06.656	83.2	
10	Oliver Rasmussen	DNK	Prema Powerteam	ITA											
18	Emidio Pesce	ITA	Jenzer Motorsport	CHE	R	14									
24	Laszlo Toth	HUN	R-ace GP	FRA											

Fastest lap Dennis Hauger in 1:31.362 at 170.1 Km/h in lap 9

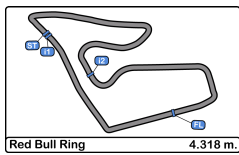
CAR #7 5 SECONDS TIME PENALTY ADDED TO RACE TIME CONTACT AT T4
CAR #55 10 SECONDS TIME PENALTY ADDED TO RACE TIME CAUSING A COLLISION

Published at:.....

Track Temp: **25.3 °C** Air Temp: **17.2 °C** Humidity: **66 %** Track Status: **WET**

Stewards:	Race Director:	Timekeeper: 
------------------	-----------------------	---





Red Bull Ring
F4 Italian Championship
Race - 2
Provisional Results by Class



Cl	N°	Driver	Nat	Competitor	Nat	Rookie	Cls	Laps	Total Time	Gap	Interval	Km/h	Best	Time	Km/h
1	62	Dennis Hauger	NOR	Van Amersfoort Racing				17	32:04.635			137.3	9	1:31.362	170.1
2	4	Niklas Krütten	DEU	Van Amersfoort Racing				17	32:04.844	0.209	0.209	137.2	9	1:31.571	169.7
3	33	Jesse Salmenautio	FIN	DRZ Benelli Srl				17	32:05.316	0.681	0.472	137.2	8	1:31.915	169.1
4	23	Gregoire Saucy	CHE	R-ace GP				17	32:05.660	1.025	0.344	137.2	7	1:31.583	169.7
5	25	William Alatalo	FIN	BWT Mucke Motorsport				17	32:05.939	1.304	0.279	137.2	10	1:31.920	169.1
6	6	Ido Cohen	ISR	Van Amersfoort Racing				17	32:06.325	1.690	0.386	137.1	9	1:31.820	169.2
7	16	Giorgio Carrara	ARG	Jenzer Motorsport				17	32:07.191	2.556	0.866	137.1	8	1:31.808	169.3
8	5	Gianluca Petecof	BRA	Prema Powerteam				17	32:07.350	2.715	0.159	137.1	8	1:31.585	169.7
9	11	Alessandro Famularo	VEN	Prema Powerteam				17	32:07.575	2.940	0.225	137.0	8	1:31.864	169.2
10	57	Mikhael Belov	RUS	Bhaitech Srl				17	32:08.112	3.477	0.537	137.0	8	1:31.656	169.5
11	8	Lucas Allecco Roy	DEU	Van Amersfoort Racing				17	32:08.698	4.063	0.586	137.0	9	1:31.867	169.2
12	20	Ivan Berets	RUS	DRZ Benelli Srl				17	32:09.478	4.843	0.780	136.9	11	1:32.629	167.8
13	88	Amna Al Qubaisi	UAE	Abu Dhabi Racing				17	32:10.324	5.689	0.846	136.9	9	1:33.102	166.9
14	78	Hamda Al Qubaisi	UAE	Abu Dhabi Racing				17	32:14.857	10.222	4.533	136.5	12	1:33.311	166.5

Not classified: (Requirements: 70% of number laps of leader = 12 Laps)

22	Umberto Laganella	ITA	Bhaitech Srl					3	7:16.741	14 Laps	14 Laps	106.7	1	2:17.904	112.7
29	Emilio Cipriani	VEN	Cram Motorsport					1	3:06.656	16 Laps	2 Laps	83.2	1	3:06.656	83.2
10	Oliver Rasmussen	DNK	Prema Powerteam												
24	Laszlo Toth	HUN	R-ace GP												

Rookie

1	17	Jonny Edgar	GBR	Jenzer Motorsport		R	1	17	32:07.020			137.1	9	1:31.739	169.4
2	97	Roman Stanek	CZE	US Racing		R	2	17	32:08.322	3.687	1.302	137.0	8	1:31.532	169.8
3	2	Nico Göhler	DEU	BWT Mucke Motorsport		R	3	17	32:09.094	4.459	0.772	136.9	12	1:32.320	168.3
4	21	Axel Gnos	CHE	Jenzer Motorsport		R	4	17	32:10.009	5.374	0.915	136.9	10	1:32.843	167.4
5	12	Filipe Ugran	ROU	BVM Racing		R	5	17	32:10.619	5.984	0.610	136.8	7	1:33.534	166.1
6	31	Pietro Delli Guanti	ITA	BVM Racing		R	6	17	32:10.768	6.133	0.149	136.8	10	1:32.729	167.6
7	28	Sebastian Freymuth	DEU	AS Motorsport		R	7	17	32:12.748	8.113	1.980	136.7	11	1:33.135	166.9
8	94	Daniel Vebster	SW	Cram Motorsport		R	8	17	32:13.250	8.615	0.502	136.6	11	1:32.834	167.4
9	7	Paul Aron	EST	Prema Powerteam		R	9	17	32:19.554	14.919	6.304	136.2	5	1:34.649	164.2
10	14	Nicola Marinangeli	ITA	Bhaitech Srl		R	10	14	25:49.482	3 Laps	3 Laps	140.4	9	1:33.252	166.6

Not classified: (Requirements: 70% of number laps of leader = 12 Laps)

99	Erwin Zanotti	ITA	BWT Mucke Motorsport		R	11	11	19:50.347	6 Laps	3 Laps	143.6	10	1:32.807	167.4
26	Joshua Dürksen	PRY	BWT Mucke Motorsport		R	12	11	19:50.961	6 Laps	0.614	143.5	11	1:32.321	168.3
55	Roe Meyuhas	ISR	Cram Motorsport		R	13	6	12:25.460	11 Laps	5 Laps	125.1	5	1:34.961	163.6
18	Emidio Pesce	ITA	Jenzer Motorsport		R	14								

Fastest lap Dennis Hauger in 1:31.362 at 170.1 Km/h in lap 9

Published at:.....

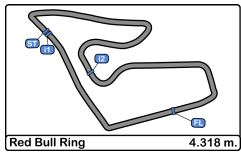
Track Temp: **25.3 °C** Air Temp: **17.2 °C** Humidity: **66 %** Track Status: **WET**

Stewards:

Race Director:

Timekeeper:



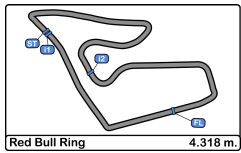


Red Bull Ring
F4 Italian Championship
Race - 2



Provisional Classification by Driver Fastest Lap

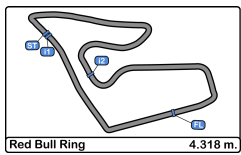
Cls	Nº	Driver	Nat	Competitor	Nat	Rookie	Cls	Laps	Best	Time	Gap	Interval	Km/h
1	62	Dennis Hauger	NOR	Van Amersfoort Racing	NLD			17	9	1:31.362			170.1
2	97	Roman Stanek	CZE	US Racing	DEU	R	1	17	8	1:31.532	0.170	0.170	169.8
3	4	Niklas Krütten	DEU	Van Amersfoort Racing	NLD			17	9	1:31.571	0.209	0.039	169.7
4	23	Gregoire Saucy	CHE	R-ace GP	FRA			17	7	1:31.583	0.221	0.012	169.7
5	5	Gianluca Petecof	BRA	Prema Powerteam	ITA			17	8	1:31.585	0.223	0.002	169.7
6	57	Mikhael Belov	RUS	Bhaitech Srl	ITA			17	8	1:31.656	0.294	0.071	169.5
7	17	Jonny Edgar	GBR	Jenzer Motorsport	CHE	R	2	17	9	1:31.739	0.377	0.083	169.4
8	16	Giorgio Carrara	ARG	Jenzer Motorsport	CHE			17	8	1:31.808	0.446	0.069	169.3
9	6	Ido Cohen	ISR	Van Amersfoort Racing	NLD			17	9	1:31.820	0.458	0.012	169.2
10	11	Alessandro Famularo	VEN	Prema Powerteam	ITA			17	8	1:31.864	0.502	0.044	169.2
11	8	Lucas Allecco Roy	DEU	Van Amersfoort Racing	NLD			17	9	1:31.867	0.505	0.003	169.2
12	33	Jesse Salmenautio	FIN	DRZ Benelli Srl	ITA			17	8	1:31.915	0.553	0.048	169.1
13	25	William Alatalo	FIN	BWT Mucke Motorsport	DEU			17	10	1:31.920	0.558	0.005	169.1
14	2	Nico Göhler	DEU	BWT Mucke Motorsport	DEU	R	3	17	12	1:32.320	0.958	0.400	168.3
15	26	Joshua Dürksen	PRY	BWT Mucke Motorsport	DEU	R	4	11	11	1:32.321	0.959	0.001	168.3
16	20	Ivan Berets	RUS	DRZ Benelli Srl	ITA			17	11	1:32.629	1.267	0.308	167.8
17	31	Pietro Delli Guanti	ITA	BVM Racing	ITA	R	5	17	10	1:32.729	1.367	0.100	167.6
18	99	Erwin Zanotti	ITA	BWT Mucke Motorsport	DEU	R	6	11	10	1:32.807	1.445	0.078	167.4
19	94	Daniel Vebster	SWE	Cram Motorsport	ITA	R	7	17	11	1:32.834	1.472	0.027	167.4
20	21	Axel Gnos	CHE	Jenzer Motorsport	CHE	R	8	17	10	1:32.843	1.481	0.009	167.4
21	88	Amna Al Qubaisi	UAE	Abu Dhabi Racing	UAE			17	9	1:33.102	1.740	0.259	166.9
22	28	Sebastian Freymuth	DEU	AS Motorsport	SVN	R	9	17	11	1:33.135	1.773	0.033	166.9
23	14	Nicola Marinangeli	ITA	Bhaitech Srl	ITA	R	10	14	9	1:33.252	1.890	0.117	166.6
24	78	Hamda Al Qubaisi	UAE	Abu Dhabi Racing	UAE			17	12	1:33.311	1.949	0.059	166.5
25	12	Filipe Ugran	ROU	BVM Racing	ITA	R	11	17	7	1:33.534	2.172	0.223	166.1
26	7	Paul Aron	EST	Prema Powerteam	ITA	R	12	17	5	1:34.649	3.287	1.115	164.2
27	55	Roe Meyuhas	ISR	Cram Motorsport	ITA	R	13	6	5	1:34.961	3.599	0.312	163.6
28	22	Umberto Laganella	ITA	Bhaitech Srl	ITA			3	1	2:17.904	46.542	42.943	112.7
29	29	Emilio Cipriani	VEN	Cram Motorsport	ITA			1	1	3:06.656	1:35.294	48.752	83.2



Red Bull Ring
F4 Italian Championship
Race - 2
Distance and Speed Average



Cls	Nº	Driver	Nat	Competitor	Nat	Rookie	Cls	Laps	Distance	Total Time	Km/h
1	62	Dennis Hauger	NOR	Van Amersfoort Racing	NDL			17	73.40	32:04.635	137.3
2	4	Niklas Krütten	DEU	Van Amersfoort Racing	NDL			17	73.40	32:04.844	137.2
3	33	Jesse Salmenautio	FIN	DRZ Benelli Srl	ITA			17	73.40	32:05.316	137.2
4	23	Gregoire Saucy	CHE	R-ace GP	FRA			17	73.40	32:05.660	137.2
5	25	William Alatalo	FIN	BWT Mucke Motorsport	DEU			17	73.40	32:05.939	137.2
6	6	Ido Cohen	ISR	Van Amersfoort Racing	NDL			17	73.40	32:06.325	137.1
7	17	Jonny Edgar	GBR	Jenzer Motorsport	CHE	R	1	17	73.40	32:07.020	137.1
8	16	Giorgio Carrara	ARG	Jenzer Motorsport	CHE			17	73.40	32:07.191	137.1
9	5	Gianluca Petecof	BRA	Prema Powerteam	ITA			17	73.40	32:07.350	137.1
10	11	Alessandro Famularo	VEN	Prema Powerteam	ITA			17	73.40	32:07.575	137.0
11	57	Mikhael Belov	RUS	Bhaitech Srl	ITA			17	73.40	32:08.112	137.0
12	97	Roman Stanek	CZE	US Racing	DEU	R	2	17	73.40	32:08.322	137.0
13	8	Lucas Allecco Roy	DEU	Van Amersfoort Racing	NDL			17	73.40	32:08.698	137.0
14	2	Nico Göhler	DEU	BWT Mucke Motorsport	DEU	R	3	17	73.40	32:09.094	136.9
15	20	Ivan Berets	RUS	DRZ Benelli Srl	ITA			17	73.40	32:09.478	136.9
16	21	Axel Gnos	CHE	Jenzer Motorsport	CHE	R	4	17	73.40	32:10.009	136.9
17	88	Amna Al Qubaisi	UAE	Abu Dhabi Racing	UAE			17	73.40	32:10.324	136.9
18	12	Filipe Ugran	ROU	BVM Racing	ITA	R	5	17	73.40	32:10.619	136.8
19	31	Pietro Delli Guanti	ITA	BVM Racing	ITA	R	6	17	73.40	32:10.768	136.8
20	28	Sebastian Freymuth	DEU	AS Motorsport	SVN	R	7	17	73.40	32:12.748	136.7
21	94	Daniel Vebster	SWE	Cram Motorsport	ITA	R	8	17	73.40	32:13.250	136.6
22	78	Hamda Al Qubaisi	UAE	Abu Dhabi Racing	UAE			17	73.40	32:14.857	136.5
23	7	Paul Aron	EST	Prema Powerteam	ITA	R	9	17	73.40	32:19.554	136.2
24	14	Nicola Marinangeli	ITA	Bhaitech Srl	ITA	R	10	14	60.45	25:49.482	140.4
Not classified: (Requirements: 70% of number laps of leader = 12 Laps)											
99	Erwin Zanotti	ITA	BWT Mucke Motorsport	DEU	R	11	11	47.49	19:50.347	143.6	
26	Joshua Dürksen	PRY	BWT Mucke Motorsport	DEU	R	12	11	47.49	19:50.961	143.5	
55	Roe Meyuhas	ISR	Cram Motorsport	ITA	R	13	6	25.90	12:25.460	125.1	
22	Umberto Laganella	ITA	Bhaitech Srl	ITA			3	12.95	7:16.741	106.7	
29	Emilio Cipriani	VEN	Cram Motorsport	ITA			1	04.31	3:06.656	83.2	
10	Oliver Rasmussen	DNK	Prema Powerteam	ITA							
18	Emidio Pesce	ITA	Jenzer Motorsport	CHE	R	14					
24	Laszlo Toth	HUN	R-ace GP	FRA							



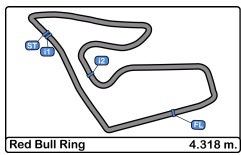
Red Bull Ring
F4 Italian Championship
Race - 2
Lap Analysis



2 Nico Göhler							5 Gianluca Petecof								
R							Prema Powerteam								
Lap	D	Time	Sector 1	Sector 2	Sector 3	T. Spd	Elapsed	Lap	D	Time	Sector 1	Sector 2	Sector 3	T. Spd	Elapsed
1		2:12.386	29.882	57.155	45.349	214.2	2:12.386	1		2:13.282	29.944	57.877	45.461	214.7	2:13.282
2		2:21.018	35.480	59.755	45.783	151.4	4:33.404	2		2:20.932	35.354	59.816	45.762	154.7	4:34.214
3		2:36.306	37.706	1:02.542	56.058	123.5	7:09.710	3		2:35.742	37.297	1:02.561	55.884	119.0	7:09.956
4		1:35.957	24.379	43.064	28.514	213.8	8:45.667	4		1:35.412	24.056	42.757	28.599	217.7	8:45.368
5		1:35.592	23.978	42.742	28.872	214.2	10:21.259	5		1:34.373	23.933	42.410	28.030	210.1	10:19.741
6		1:36.748	25.147	42.964	28.637	213.8	11:58.007	6		1:32.686	23.295	41.582	27.809	220.4	11:52.427
7		1:33.714	23.486	42.358	27.870	217.3	13:31.721	7		1:31.857	23.227	40.999	27.631	217.7	13:24.284
8		1:33.580	23.257	41.903	28.420	217.7	15:05.301	8		1:31.585	23.266	40.805	27.514	217.3	14:55.869
9		1:32.747	23.280	41.738	27.729	213.8	16:38.048	9		1:31.602	23.283	40.815	27.504	216.8	16:27.471
10		1:32.404	23.458	41.139	27.807	213.8	18:10.452	10		1:32.307	22.996	40.996	28.315	219.9	17:59.778
11		1:32.344	23.368	41.202	27.774	213.8	19:42.796	11		1:32.680	23.203	41.612	27.865	219.5	19:32.458
12		1:32.320	23.385	41.125	27.810	213.4	21:15.116	12		1:32.435	23.382	41.256	27.797	218.1	21:04.893
13		2:05.252	23.379	44.858	57.015	208.8	23:20.368	13		2:10.677	23.535	45.966	1:01.176	213.8	23:15.570
14		2:25.599	33.418	1:04.507	47.674	127.0	25:45.967	14		2:27.196	33.927	1:05.225	48.044	115.0	25:42.766
15		2:19.423	31.634	1:01.663	46.126	118.0	28:05.390	15		2:18.941	31.431	1:01.792	45.718	128.2	28:01.707
16		2:27.545	32.945	1:07.104	47.496	126.1	30:32.935	16		2:29.436	32.772	1:08.051	48.613	161.9	30:31.143
17		1:36.159	23.903	43.049	29.207	216.4	32:09.094	17		1:36.207	23.482	43.793	28.932	221.3	32:07.350

4 Niklas Krütten							6 Ido Cohen								
Van Amersfoort Racing							Van Amersfoort Racing								
Lap	D	Time	Sector 1	Sector 2	Sector 3	T. Spd	Elapsed	Lap	D	Time	Sector 1	Sector 2	Sector 3	T. Spd	Elapsed
1		2:00.952	26.946	51.455	42.551	209.3	2:00.952	1		2:06.459	28.685	54.065	43.709	214.7	2:06.459
2		2:21.479	35.002	1:03.089	43.388	122.3	4:22.431	2		2:20.698	35.413	1:00.943	44.342	138.1	4:27.157
3		2:42.834	36.705	1:06.089	1:00.040	126.0	7:05.265	3		2:40.101	37.250	1:04.070	58.781	129.8	7:07.258
4		1:34.631	24.427	42.138	28.066	210.9	8:39.896	4		1:36.608	25.490	42.735	28.383	215.5	8:43.866
5		1:33.077	23.810	41.471	27.796	211.3	10:12.973	5		1:33.084	23.474	41.956	27.654	219.0	10:16.950
6		1:32.489	23.513	41.402	27.574	212.5	11:45.462	6		1:32.348	23.316	41.518	27.514	217.7	11:49.298
7		1:31.846	23.512	40.883	27.451	212.1	13:17.308	7		1:33.041	23.268	42.129	27.644	213.8	13:22.339
8		1:31.770	23.484	40.879	27.407	212.1	14:49.078	8		1:31.937	23.232	41.355	27.350	218.1	14:54.276
9		1:31.571	23.345	40.829	27.397	212.5	16:20.649	9		1:31.820	23.157	41.192	27.471	218.1	16:26.096
10		1:32.540	23.334	40.902	28.304	212.1	17:53.189	10		1:31.875	23.263	41.259	27.353	215.1	17:57.971
11		1:32.840	23.643	41.105	28.092	215.1	19:26.029	11		1:31.995	23.223	40.994	27.778	216.4	19:29.966
12		1:31.881	23.455	40.851	27.575	214.2	20:57.910	12		1:33.005	23.273	41.920	27.812	217.7	21:02.971
13		2:09.119	23.291	44.960	1:00.868	214.2	23:07.029	13		2:11.564	23.239	46.106	1:02.219	219.5	23:14.535
14		2:29.018	37.386	1:05.365	46.267	114.5	25:36.047	14		2:27.298	34.559	1:05.195	47.544	120.1	25:41.833
15		2:19.824	31.129	1:03.983	44.712	123.8	27:55.871	15		2:19.145	31.487	1:02.073	45.585	122.5	28:00.978
16		2:33.075	31.693	1:11.097	50.285	131.2	30:28.946	16		2:29.836	32.451	1:08.558	48.827	146.5	30:30.814
17		1:35.898	23.466	43.719	28.713	215.5	32:04.844	17		1:35.511	23.651	43.291	28.569	217.3	32:06.325





Red Bull Ring
F4 Italian Championship
Race - 2
Lap Analysis

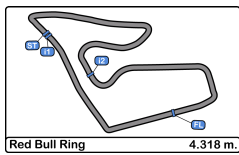


7 Paul Aron							11 Alessandro Famularo								
R							R								
Prema Powerteam							Prema Powerteam								
Lap	D	Time	Sector 1	Sector 2	Sector 3	T. Spd	Elapsed	Lap	D	Time	Sector 1	Sector 2	Sector 3	T. Spd	Elapsed
1		2:09.940	29.594	55.989	44.357	212.1	2:09.940	1		2:04.258	28.162	53.266	42.830	216.8	2:04.258
2		2:21.431	35.622	1:00.481	45.328	121.6	4:31.371	2		2:21.429	35.619	1:01.769	44.041	158.8	4:25.687
3		2:37.265	37.209	1:03.506	56.550	112.9	7:08.636	3		2:41.159	37.254	1:04.278	59.627	139.5	7:06.846
4		1:35.590	24.188	42.950	28.452	211.7	8:44.226	4		1:35.704	24.615	42.923	28.166	211.7	8:42.550
5		1:34.649	24.116	42.486	28.047	211.7	10:18.875	5		1:33.010	23.594	41.845	27.571	215.5	10:15.560
6		1:37.227	24.902	43.808	28.517	207.2	11:56.102	6		1:32.287	23.379	41.356	27.552	216.0	11:47.847
7		1:36.650	24.347	43.720	28.583	213.0	13:32.752	7		1:31.982	23.330	41.195	27.457	216.8	13:19.829
8		1:37.489	24.183	43.473	29.833	210.5	15:10.241	8		1:31.864	23.263	41.074	27.527	217.3	14:51.693
9		1:37.904	25.469	43.392	29.043	212.1	16:48.145	9		1:32.141	23.281	41.106	27.754	216.4	16:23.834
10		1:36.304	24.592	42.327	29.385	209.7	18:24.449	10		1:32.156	23.462	41.083	27.611	214.7	17:55.990
11		1:36.404	24.474	42.758	29.172	210.1	20:00.853	11		1:32.244	23.355	40.975	27.914	215.5	19:28.234
12		1:36.268	24.526	42.458	29.284	209.3	21:37.121	12		1:32.222	23.591	41.037	27.594	213.8	21:00.456
13		1:51.001	25.801	43.760	41.440	181.2	23:28.122	13		2:10.248	23.492	45.219	1:01.537	215.1	23:10.704
14		2:25.258	30.606	1:05.045	49.607	97.4	25:53.380	14		2:28.242	36.171	1:04.935	47.136	127.8	25:38.946
15		2:16.295	30.338	58.427	47.530	123.0	28:09.675	15		2:19.570	30.896	1:03.270	45.404	134.8	27:58.516
16		2:25.631	32.934	1:06.817	45.880	118.0	30:35.306	16		2:31.337	31.335	1:10.345	49.657	150.4	30:29.853
17		1:39.248	24.934	44.823	29.491	211.3	32:14.554	17		1:37.722	23.667	44.928	29.127	215.5	32:07.575

8 Lucas Allecco Roy							12 Filipe Ugran								
Van Amersfoort Racing							R								
BVM Racing							BVM Racing								
Lap	D	Time	Sector 1	Sector 2	Sector 3	T. Spd	Elapsed	Lap	D	Time	Sector 1	Sector 2	Sector 3	T. Spd	Elapsed
1		2:09.275	29.133	55.458	44.684	214.7	2:09.275	1		2:16.835	32.563	58.616	45.656	211.3	2:16.835
2		2:21.352	35.474	1:00.533	45.345	131.5	4:30.627	2		2:20.493	35.126	59.607	45.760	141.9	4:37.328
3		2:37.848	37.366	1:03.309	57.173	132.0	7:08.475	3		2:34.253	38.060	1:01.479	54.714	121.0	7:11.581
4		1:36.237	25.059	42.819	28.359	215.5	8:44.712	4		1:35.527	24.136	43.134	28.257	213.4	8:47.108
5		1:36.301	24.566	42.242	29.493	208.8	10:21.013	5		1:34.773	23.774	42.749	28.250	219.5	10:21.881
6		1:33.508	24.038	41.634	27.836	212.5	11:54.521	6		1:35.706	24.529	42.730	28.447	215.5	11:57.587
7		1:32.421	23.653	41.117	27.651	213.0	13:26.942	7		1:33.534	23.810	41.921	27.803	211.7	13:31.121
8		1:32.188	23.586	41.018	27.584	212.5	14:59.130	8		1:33.794	23.590	41.992	28.212	212.1	15:04.915
9		1:31.867	23.385	40.931	27.551	212.5	16:30.997	9		1:34.267	23.725	42.040	28.502	209.7	16:39.182
10		1:32.276	23.574	41.128	27.574	211.7	18:03.273	10		1:34.166	24.159	41.822	28.185	211.3	18:13.348
11		1:32.153	23.505	41.045	27.603	212.5	19:35.426	11		1:33.633	23.869	41.559	28.205	210.5	19:46.981
12		1:32.236	23.495	41.093	27.648	212.1	21:07.662	12		1:34.348	23.825	42.539	27.984	210.1	21:21.329
13		2:10.000	23.650	45.007	1:01.343	212.5	23:17.662	13		2:00.748	24.417	43.416	52.915	178.2	23:22.077
14		2:26.864	33.519	1:05.620	47.725	136.8	25:44.526	14		2:25.691	33.345	1:04.106	48.240	129.9	25:47.768
15		2:19.201	31.581	1:01.566	46.054	140.6	28:03.727	15		2:18.801	30.954	1:01.467	46.380	122.5	28:06.569
16		2:28.370	32.543	1:07.847	47.980	143.2	30:32.097	16		2:27.322	32.753	1:07.375	47.194	132.8	30:33.891
17		1:36.601	23.882	43.173	29.546	216.0	32:08.698	17		1:36.728	24.051	43.709	28.968	214.7	32:10.619

10 Oliver Rasmussen							
Prema Powerteam							
Lap	D	Time	Sector 1	Sector 2	Sector 3	T. Spd	Elapsed
1			30.624			213.4	





Red Bull Ring
F4 Italian Championship
Race - 2
Lap Analysis



14

Nicola Marinangeli

Tatuus F.4 T014 Abarth

17

Jonny Edgar

Tatuus F.4 T014 Abarth

R

Bhaitech Srl

R

Jenzer Motorsport

Lap	D	Time	Sector 1	Sector 2	Sector 3	T. Spd	Elapsed	Lap	D	Time	Sector 1	Sector 2	Sector 3	T. Spd	Elapsed
1		2:22.808	35.042	59.677	48.089	210.9	2:22.808	1		2:05.708	27.986	54.352	43.370	211.7	2:05.708
2		2:19.912	33.785	58.405	47.722	177.9	4:42.720	2		2:20.721	35.394	1:01.134	44.193	142.1	4:26.429
3		2:31.284	36.701	1:00.126	54.457	128.1	7:14.004	3		2:40.761	37.409	1:04.154	59.198	140.8	7:07.190
4		1:35.191	24.312	42.546	28.333	211.3	8:49.195	4		1:36.311	24.842	43.178	28.291	213.4	8:43.501
5		1:34.837	24.388	42.432	28.017	213.0	10:24.032	5		1:33.041	23.677	41.680	27.684	214.7	10:16.542
6		1:35.058	23.548	42.724	28.786	215.1	11:59.090	6		1:32.446	23.401	41.376	27.669	216.0	11:48.988
7		1:34.830	24.757	42.159	27.914	208.0	13:33.920	7		1:32.890	23.648	41.712	27.530	212.1	13:21.878
8		1:34.051	23.539	42.330	28.182	213.8	15:07.971	8		1:31.976	23.507	40.996	27.473	212.5	14:53.854
9		1:33.252	23.563	41.726	27.963	213.4	16:41.223	9		1:31.739	23.348	40.887	27.504	213.8	16:25.593
10		1:33.870	23.491	41.484	28.895	214.2	18:15.093	10		1:31.832	23.273	40.935	27.624	214.7	17:57.425
11		1:33.550	23.875	41.661	28.014	213.8	19:48.643	11		1:32.288	23.343	41.183	27.762	215.1	19:29.713
12		1:33.967	23.524	41.824	28.619	213.4	21:22.610	12		1:32.506	23.449	41.542	27.515	212.1	21:02.219
13		2:01.077	24.036	43.959	53.082	193.2	23:23.687	13		2:10.510	23.438	45.483	1:01.589	213.4	23:12.729
14		2:25.795	32.950	1:03.942	48.903	126.3	25:49.482	14		2:28.102	35.664	1:04.888	47.550	132.5	25:40.831
15		30.601				138.8		15		2:19.199	31.402	1:02.292	45.505	141.9	28:00.030
16								16		2:30.276	32.194	1:08.879	49.203	152.1	30:30.306
17								17		1:36.714	23.603	44.036	29.075	216.4	32:07.020

16

Giorgio Carrara

Tatuus F.4 T014 Abarth

20

Ivan Berets

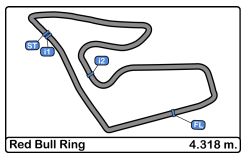
Tatuus F.4 T014 Abarth

Jenzer Motorsport

DRZ Benelli Srl

Lap	D	Time	Sector 1	Sector 2	Sector 3	T. Spd	Elapsed	Lap	D	Time	Sector 1	Sector 2	Sector 3	T. Spd	Elapsed
1		2:01.971	27.152	51.828	42.991	211.3	2:01.971								
2		2:21.269	34.488	1:03.039	43.742	112.2	4:23.240	1		2:11.543	29.737	56.263	45.543	213.4	2:11.543
3		2:42.730	36.743	1:05.646	1:00.341	132.0	7:05.970	2		2:21.159	35.625	1:00.045	45.489	146.9	4:32.702
4		1:35.992	25.558	42.569	27.865	210.1	8:41.962	3		2:36.748	37.463	1:02.919	56.366	129.8	7:09.450
5		1:32.879	23.782	41.480	27.617	213.0	10:14.841	4		1:36.979	25.010	43.513	28.456	209.7	8:46.429
6		1:32.356	23.522	41.303	27.531	214.2	11:47.197	5		1:35.136	23.825	42.771	28.540	215.1	10:21.565
7		1:32.078	23.405	41.152	27.521	214.2	13:19.275	6		1:34.728	24.476	41.829	28.423	209.3	11:56.293
8		1:31.808	23.383	41.020	27.405	214.7	14:51.083	7		1:33.570	24.295	41.594	27.681	210.5	13:29.863
9		1:31.907	23.280	41.124	27.503	215.1	16:22.990	8		1:32.709	23.711	41.267	27.731	210.1	15:02.572
10		1:32.056	23.305	41.115	27.636	216.0	17:55.046	9		1:32.763	23.674	41.205	27.884	210.1	16:35.335
11		1:32.275	23.308	41.366	27.601	215.5	19:27.321	10		1:32.815	23.733	41.348	27.734	210.1	18:08.150
12		1:32.393	23.281	41.286	27.826	217.7	20:59.714	11		1:32.629	23.656	41.186	27.787	209.7	19:40.779
13		2:09.109	23.337	44.389	1:01.383	214.7	23:08.823	12		1:32.696	23.725	41.223	27.748	209.7	21:13.475
14		2:28.833	36.747	1:05.564	46.522	115.5	25:37.656	13		2:06.063	23.669	43.755	58.639	210.5	23:19.538
15		2:19.838	30.466	1:04.337	45.035	107.0	27:57.494	14		2:25.827	33.176	1:04.821	47.830	120.0	25:45.365
16		2:32.109	31.431	1:10.915	49.763	162.8	30:29.603	15		2:19.121	31.504	1:01.625	45.992	126.1	28:04.486
17		1:37.588	23.612	45.030	28.946	216.8	32:07.191	16		2:28.135	33.336	1:07.013	47.786	133.3	30:32.621
								17		1:36.857	23.816	44.310	28.731	213.0	32:09.478





Red Bull Ring
F4 Italian Championship
Race - 2
Lap Analysis



21	Axel Gnos	Tatuus F.4 T014 Abarth	25	William Alatalo	Tatuus F.4 T014 Abarth
	R	Jenzer Motorsport		R	BWT Mucke Motorsport

Lap	D	Time	Sector 1	Sector 2	Sector 3	T. Spd	Elapsed	Lap	D	Time	Sector 1	Sector 2	Sector 3	T. Spd	Elapsed
1		2:15.752	31.799	58.417	45.536	211.7	2:15.752	1		2:07.366	28.233	54.878	44.255	216.4	2:07.366
2		2:20.760	34.868	1:00.148	45.744	144.3	4:36.512	2		2:20.704	35.024	1:00.939	44.741	133.4	4:28.070
3		2:34.685	37.789	1:01.889	55.007	108.0	7:11.197	3		2:39.313	36.900	1:04.126	58.287	133.8	7:07.383
4		1:35.673	24.534	42.775	28.364	213.4	8:46.870	4		1:35.556	24.616	42.673	28.267	212.5	8:42.939
5		1:35.214	23.878	42.628	28.708	218.6	10:22.084	5		1:33.157	23.679	41.748	27.730	216.0	10:16.096
6		1:37.134	24.437	43.980	28.717	208.4	11:59.218	6		1:32.460	23.347	41.589	27.524	216.0	11:48.556
7		1:36.094	24.531	43.144	28.419	212.1	13:35.312	7		1:32.207	23.275	41.335	27.597	216.0	13:20.763
8		1:34.624	23.750	41.709	29.165	213.0	15:09.936	8		1:32.215	23.432	41.320	27.463	213.4	14:52.978
9		1:35.521	24.919	42.447	28.155	213.8	16:45.457	9		1:31.996	23.396	41.106	27.494	213.4	16:24.974
10		1:32.843	23.542	41.461	27.840	216.0	18:18.300	10		1:31.920	23.316	41.139	27.465	214.2	17:56.894
11		1:33.137	23.459	41.916	27.762	215.1	19:51.437	11		1:32.120	23.367	41.238	27.515	214.2	19:29.014
12		1:33.759	23.538	42.105	28.116	214.7	21:25.196	12		1:31.944	23.331	41.199	27.414	216.0	21:00.958
13		1:59.768	23.863	42.477	53.428	197.8	23:24.964	13		2:11.009	23.272	46.054	1:01.683	217.3	23:11.967
14		2:25.389	32.466	1:04.233	48.690	111.1	25:50.353	14		2:28.100	35.494	1:05.152	47.454	130.5	25:40.067
15		2:17.184	30.415	1:00.312	46.457	133.8	28:07.537	15		2:19.361	30.914	1:02.829	45.618	147.9	27:59.428
16		2:26.898	32.623	1:07.594	46.681	141.5	30:34.435	16		2:30.636	32.111	1:09.160	49.365	162.8	30:30.064
17		1:35.574	23.775	42.996	28.803	213.8	32:10.009	17		1:35.875	23.848	43.525	28.502	213.4	32:05.939

22	Umberto Laganella	Tatuus F.4 T014 Abarth	26	Joshua Dürksen	Tatuus F.4 T014 Abarth
	R	Bhaitech Srl		R	BWT Mucke Motorsport

Lap	D	Time	Sector 1	Sector 2	Sector 3	T. Spd	Elapsed	Lap	D	Time	Sector 1	Sector 2	Sector 3	T. Spd	Elapsed
1		2:17.904	33.428	58.319	46.157	213.8	2:17.904	1		2:08.957	28.863	55.365	44.729	209.3	2:08.957
2		2:20.541	34.796	59.794	45.951	169.5	4:38.445	2		2:21.204	35.437	1:00.478	45.289	137.5	4:30.161
3		2:38.296 P	37.735	1:01.438	59.123	121.3	7:16.741	3		2:37.914	37.504	1:03.011	57.399	130.9	7:08.075

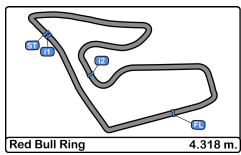
23	Gregoire Saucy	Tatuus F.4 T014 Abarth			
	R	Race GP			

Lap	D	Time	Sector 1	Sector 2	Sector 3	T. Spd	Elapsed	Lap	D	Time	Sector 1	Sector 2	Sector 3	T. Spd	Elapsed
1		2:10.610	29.914	56.061	44.635	213.8	2:10.610	4		1:36.126	24.623	42.504	28.999	213.4	8:44.201
2		2:21.519	35.604	1:00.198	45.717	148.3	4:32.129	5		1:48.552	24.159	56.065	28.328	213.8	10:32.753
3		2:36.796	36.967	1:03.343	56.486	106.2	7:08.925	6		1:32.714	23.665	41.420	27.629	213.0	12:05.467
4		1:35.892	24.208	43.459	28.225	216.0	8:44.817	7		1:32.493	23.362	41.718	27.413	214.2	13:37.960
5		1:34.261	24.427	41.744	28.090	215.5	10:19.078	8		1:32.477	23.378	41.328	27.771	214.2	15:10.437
6		1:32.095	23.593	40.998	27.504	213.0	11:51.173	9		1:35.409	24.202	42.946	28.261	216.4	16:45.846
7		1:31.583	23.343	40.846	27.394	214.7	13:22.756	10		1:32.794	23.335	41.580	27.879	218.6	18:18.640
8		1:31.906	23.307	41.136	27.463	216.8	14:54.662	11		1:32.321	23.298	41.315	27.708	219.9	19:50.961
9		1:31.858	23.081	41.076	27.701	218.1	16:26.520	12			23.726	41.161		213.0	

			28	Sebastian Freymuth	Tatuus F.4 T014 Abarth
				R	AS Motorsport

Lap	D	Time	Sector 1	Sector 2	Sector 3	T. Spd	Elapsed	Lap	D	Time	Sector 1	Sector 2	Sector 3	T. Spd	Elapsed
1		2:23.868 P	36.172	59.790	47.906	204.1	2:23.868	1		2:23.868 P	36.172	59.790	47.906	204.1	2:23.868
2		2:57.743	1:45.537	43.343	28.863	205.3	5:21.611	2		2:57.743	1:45.537	43.343	28.863	205.3	5:21.611
3		1:53.813	24.314	43.114	46.385	206.1	7:15.424	3		1:53.813	24.314	43.114	46.385	206.1	7:15.424
4		1:35.230	24.641	42.125	28.464	213.0	8:50.654	4		1:35.230	24.641	42.125	28.464	213.0	8:50.654
5		1:34.569	24.013	42.467	28.089	213.0	10:25.223	5		1:34.569	24.013	42.467	28.089	213.0	10:25.223
6		1:35.039	23.595	42.373	29.071	215.5	12:00.262	6		1:35.039	23.595	42.373	29.071	215.5	12:00.262
7		1:34.083	23.629	42.520	27.934	214.2	13:34.345	7		1:34.083	23.629	42.520	27.934	214.2	13:34.345
8		1:33.991	23.585	42.307	28.099	213.4	15:08.336	8		1:33.991	23.585	42.307	28.099	213.4	15:08.336
9		1:33.269	23.411	41.988	27.870	216.4	16:41.605	9		1:33.269	23.411	41.988	27.870	216.4	16:41.605
10		1:33.138	23.517	41.462	28.159	216.0	18:14.743	10		1:33.138	23.517	41.462	28.159	216.0	18:14.743
11		1:33.135	23.856	41.453	27.826	212.5	19:47.878	11		1:33.135	23.856	41.453	27.826	212.5	19:47.878
12		1:33.842	23.656	42.129	28.057	213.0	21:21.720	12		1:33.842	23.656	42.129	28.057	213.0	21:21.720
13		2:01.045	24.398	43.428	53.219	172.2	23:22.765	13		2:01.045	24.398	43.428	53.219	172.2	23:22.765
14		2:25.735	33.079	1:04.223	48.433	128.2	25:48.500	14		2:25.735	33.079	1:04.223	48.433	128.2	25:48.500
15		2:22.781	30.670	1:03.868	48.243	127.3	28:11.281	15		2:22.781	30.670	1:03.868	48.243	127.3	28:11.281
16		2:24.351	32.192	1:06.875	45.284	94.9	30:35.632	16		2:24.351	32.192	1:06.875	45.284	94.9	30:35.632
17		1:37.116	24.567	43.476	29.073	212.5	32:12.748	17		1:37.116	24.567	43.476	29.073	212.5	32:12.748





Red Bull Ring
F4 Italian Championship
Race - 2
Lap Analysis



29

Emilio Cipriani

Tatuus F.4 T014 Abarth

57

Mikhael Belov

Tatuus F.4 T014 Abarth

Cram Motorsport

Bhaitech Srl

Lap	D	Time	Sector 1	Sector 2	Sector 3	T. Spd	Elapsed
1		3:06.656	1:10.841	1:10.638	45.177	83.0	3:06.656

31

Pietro Delli Guanti

Tatuus F.4 T014 Abarth

R

BVM Racing

Lap	D	Time	Sector 1	Sector 2	Sector 3	T. Spd	Elapsed
1		2:23.910	30.750	1:05.688	47.472	211.3	2:23.910
2		2:19.568	33.759	58.443	47.366	177.0	4:43.478
3		2:31.545	36.883	1:00.631	54.031	135.6	7:15.023
4		1:34.829	24.542	41.879	28.408	212.1	8:49.852
5		1:33.453	23.850	41.960	27.643	206.8	10:23.305
6		1:36.038	23.526	43.845	28.667	214.2	11:59.343
7		1:36.177	24.635	42.531	29.011	201.1	13:35.520
8		1:34.319	23.513	41.982	28.824	212.1	15:09.839
9		1:35.155	24.567	42.706	27.882	209.3	16:44.994
10		1:32.729	23.581	41.392	27.756	210.1	18:17.723
11		1:33.011	23.572	41.527	27.912	211.7	19:50.734
12		1:34.095	24.272	41.690	28.133	208.0	21:24.829
13		1:59.525	24.011	42.296	53.218	206.8	23:24.354
14		2:25.673	32.774	1:03.987	48.912	119.6	25:50.027
15		2:17.014	30.325	1:00.209	46.480	134.4	28:07.041
16		2:27.070	32.677	1:07.492	46.901	136.7	30:34.111
17		1:36.657	23.993	43.219	29.445	214.2	32:10.768

33

Jesse Salmenautio

Tatuus F.4 T014 Abarth

DRZ Benelli Srl

Lap	D	Time	Sector 1	Sector 2	Sector 3	T. Spd	Elapsed
1		2:03.763	28.011	52.669	43.083	209.7	2:03.763
2		2:21.430	34.845	1:02.639	43.946	136.1	4:25.193
3		2:41.133	36.659	1:05.021	59.453	129.1	7:06.326
4		1:34.502	24.238	42.459	27.805	210.1	8:40.828
5		1:32.715	23.707	41.521	27.487	213.0	10:13.543
6		1:32.545	23.548	41.396	27.601	213.8	11:46.088
7		1:32.491	23.521	41.573	27.397	211.3	13:18.579
8		1:31.915	23.427	41.201	27.287	213.4	14:50.494
9		1:32.007	23.272	41.343	27.392	214.2	16:22.501
10		1:32.084	23.366	41.218	27.500	213.0	17:54.585
11		1:32.391	23.372	41.390	27.629	213.4	19:26.976
12		1:32.152	23.383	41.268	27.501	213.8	20:59.128
13		2:09.321	23.404	44.514	1:01.403	213.4	23:08.449
14		2:28.522	36.647	1:05.658	46.217	110.3	25:36.971
15		2:20.075	30.871	1:04.263	44.941	116.3	27:57.046
16		2:32.272	31.370	1:11.140	49.762	141.7	30:29.318
17		1:35.998	23.801	43.528	28.669	212.1	32:05.316

55

Roe Meyuhas

Tatuus F.4 T014 Abarth

R

Cram Motorsport

Lap	D	Time	Sector 1	Sector 2	Sector 3	T. Spd	Elapsed
1		2:15.128	31.317	58.256	45.555	214.7	2:15.128
2		2:20.949	34.946	1:00.132	45.871	150.6	4:36.077
3		2:34.947	37.700	1:01.785	55.462	107.4	7:11.024
4		1:35.651	24.654	42.492	28.505	212.1	8:46.675
5		1:34.961	23.783	42.631	28.547	218.6	10:21.636
6		1:53.824	24.662	49.988	39.174	214.7	12:15.460

Lap	D	Time	Sector 1	Sector 2	Sector 3	T. Spd	Elapsed
1		2:07.792	28.763	54.740	44.289	215.5	2:07.792
2		2:20.660	34.909	1:01.000	44.751	139.8	4:28.452
3		2:39.476	36.954	1:03.994	58.528	144.3	7:07.928
4		1:36.630	24.806	43.284	28.540	208.4	8:44.558
5		1:34.632	24.612	42.108	27.912	212.5	10:19.190
6		1:32.641	23.726	41.323	27.592	216.4	11:51.831
7		1:31.747	23.276	40.888	27.583	216.4	13:23.578
8		1:31.656	23.222	40.881	27.553	215.1	14:55.234
9		1:31.691	23.163	40.859	27.669	215.5	16:26.925
10		1:32.560	23.195	40.995	28.370	217.3	17:59.485
11		1:32.676	23.244	41.523	27.909	215.5	19:32.161
12		1:32.642	23.499	41.159	27.984	213.8	21:04.803
13		2:11.340	24.204	45.858	1:01.278	216.8	23:16.143
14		2:26.963	33.724	1:05.239	48.000	113.0	25:43.106
15		2:19.281	31.750	1:01.571	45.960	150.8	28:02.387
16		2:29.023	32.593	1:07.999	48.431	160.2	30:31.410
17		1:36.702	23.594	43.761	29.347	218.1	32:08.112

62

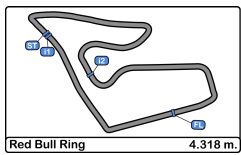
Dennis Hauger

Tatuus F.4 T014 Abarth

Van Amersfoort Racing

Lap	D	Time	Sector 1	Sector 2	Sector 3	T. Spd	Elapsed
1		2:03.277	27.536	52.578	43.163	211.7	2:03.277
2		2:21.280	34.793	1:02.573	43.914	139.8	4:24.557
3		2:41.504	36.692	1:05.028	59.784	129.4	7:06.061
4		1:35.222	24.467	42.716	28.039	209.7	8:41.283
5		1:32.904	23.593	41.598	27.713	216.4	10:14.187
6		1:32.148	23.363	41.218	27.567	217.3	11:46.335
7		1:31.523	23.241	40.900	27.382	218.6	13:17.858
8		1:31.862	23.186	41.129	27.547	216.4	14:49.720
9		1:31.362	23.153	40.839	27.370	217.3	16:21.082
10		1:31.996	23.150	41.117	27.729	218.6	17:53.078
11		1:32.115	23.314	40.981	27.820	214.2	19:25.193
12		1:31.799	23.322	41.020	27.457	214.2	20:56.992
13		2:09.487	23.216	45.330	1:00.941	213.8	23:06.479
14		2:28.767	37.473	1:05.341	45.953	113.4	25:35.246
15		2:20.084	31.411	1:03.936	44.737	124.8	27:55.330
16		2:33.050	31.560	1:11.187	50.303	119.7	30:28.380
17		1:36.255	23.397	44.100	28.758	213.8	32:04.635





Red Bull Ring
F4 Italian Championship
Race - 2
Lap Analysis



78

Hamda Al Qubaisi

Tatuus F.4 T014 Abarth

94

Daniel Vebster

Tatuus F.4 T014 Abarth

Abu Dhabi Racing

R

Cram Motorsport

Lap	D	Time	Sector 1	Sector 2	Sector 3	T. Spd	Elapsed	Lap	D	Time	Sector 1	Sector 2	Sector 3	T. Spd	Elapsed
1		2:23.569	35.491	59.863	48.215	210.9	2:23.569	1		2:13.757	31.451	56.857	45.449	212.1	2:13.757
2		2:19.499	33.582	58.392	47.525	182.7	4:43.068	2		2:20.978	35.236	59.902	45.840	154.7	4:34.735
3		2:31.842	36.834	1:00.721	54.287	123.0	7:14.910	3		2:35.454	37.257	1:02.538	55.659	128.8	7:10.189
4		1:36.464	25.344	42.682	28.438	209.7	8:51.374	4		1:36.069	24.436	43.016	28.617	212.5	8:46.258
5		1:34.247	23.732	42.329	28.186	215.1	10:25.621	5		1:35.416	23.631	42.689	29.096	216.4	10:21.674
6		1:34.899	23.921	42.060	28.918	214.2	12:00.520	6		1:46.062 P	24.332	43.531	38.199	214.7	12:07.736
7		1:35.168	23.741	43.004	28.423	215.5	13:35.688	7		2:18.632	1:08.044	42.365	28.223	206.8	14:26.368
8		1:34.625	23.872	42.340	28.413	214.2	15:10.313	8		1:33.211	23.664	41.585	27.962	211.7	15:59.579
9		1:35.954	24.907	42.750	28.297	208.8	16:46.267	9		1:32.983	23.528	41.558	27.897	212.1	17:32.562
10		1:33.498	23.525	41.478	28.495	215.1	18:19.765	10		1:33.059	23.545	41.324	28.190	211.7	19:05.621
11		1:33.836	23.811	41.967	28.058	213.4	19:53.601	11		1:32.834	23.586	41.312	27.936	210.9	20:38.455
12		1:33.311	23.553	41.730	28.028	213.8	21:26.912	12		1:36.022	23.506	41.280	31.236	211.7	22:14.477
13		1:58.835	23.697	42.915	52.223	211.7	23:25.747	13		1:37.866	25.862	42.000	30.004	198.8	23:52.343
14		2:26.235	32.566	1:04.135	49.534	102.4	25:51.982	14		2:01.418	24.572	47.230	49.616	191.4	25:53.761
15		2:16.548	31.043	58.657	46.848	150.2	28:08.530	15		2:16.493	30.276	58.439	47.778	123.8	28:10.254
16		2:26.492	32.949	1:06.735	46.808	134.3	30:35.022	16		2:25.130	32.770	1:06.711	45.649	110.8	30:35.384
17		1:39.835	24.038	46.260	29.537	213.8	32:14.857	17		1:37.866	24.473	44.039	29.354	211.7	32:13.250

88

Amna Al Qubaisi

Tatuus F.4 T014 Abarth

97

Roman Stanek

Tatuus F.4 T014 Abarth

Abu Dhabi Racing

R

US Racing

Lap	D	Time	Sector 1	Sector 2	Sector 3	T. Spd	Elapsed	Lap	D	Time	Sector 1	Sector 2	Sector 3	T. Spd	Elapsed
1		2:18.541	34.481	58.031	46.029	210.9	2:18.541	1		2:14.533	31.260	57.701	45.572	213.0	2:14.533
2		2:20.459	35.160	59.328	45.971	160.7	4:39.000	2		2:21.041	35.052	1:00.078	45.911	151.8	4:35.574
3		2:33.698	38.199	1:01.311	54.188	111.3	7:12.698	3		2:34.902	36.930	1:02.681	55.291	133.1	7:10.476
4		1:35.964	24.528	43.063	28.373	213.4	8:48.662	4		1:35.426	24.085	42.875	28.466	218.6	8:45.902
5		1:34.209	24.035	42.025	28.149	210.9	10:22.871	5		1:34.134	23.681	42.388	28.065	216.8	10:20.036
6		1:35.941	23.830	43.139	28.972	215.5	11:58.812	6		1:33.053	23.775	41.297	27.981	210.1	11:53.089
7		1:34.617	24.651	41.981	27.985	209.3	13:33.429	7		1:31.694	23.443	40.744	27.507	214.7	13:24.783
8		1:34.142	23.973	42.128	28.041	210.1	15:07.571	8		1:31.532	23.216	40.882	27.434	217.3	14:56.315
9		1:33.102	23.571	41.610	27.921	211.3	16:40.673	9		1:31.715	23.165	40.848	27.702	217.7	16:28.030
10		1:33.206	23.624	41.364	28.218	211.7	18:13.879	10		1:32.013	23.331	40.612	28.070	216.0	18:00.043
11		1:33.504	23.754	41.444	28.306	213.4	19:47.383	11		1:32.967	23.164	41.662	28.141	220.8	19:33.010
12		1:33.556	23.539	42.115	27.902	214.7	21:20.939	12		1:32.143	23.190	41.167	27.786	219.5	21:05.153
13		2:00.631	23.821	42.538	54.272	210.1	23:21.570	13		2:11.673	23.327	46.890	1:01.456	216.0	23:16.826
14		2:25.650	33.360	1:04.166	48.124	125.7	25:47.220	14		2:26.931	33.595	1:05.791	47.545	117.1	25:43.757
15		2:18.821	30.918	1:01.693	46.210	118.5	28:06.041	15		2:19.545	31.731	1:01.594	46.220	133.8	28:03.302
16		2:27.404	32.734	1:07.477	47.193	125.2	30:33.445	16		2:28.524	32.260	1:08.001	48.263	150.0	30:31.826
17		1:36.879	24.114	43.480	29.285	213.8	32:10.324	17		1:36.496	23.580	43.566	29.350	218.6	32:08.322

99

Erwin Zanotti

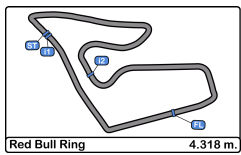
Tatuus F.4 T014 Abarth

R

BWT Mucke Motorsport

Lap	D	Time	Sector 1	Sector 2	Sector 3	T. Spd	Elapsed
1		2:19.413	34.684	58.303	46.426	212.5	2:19.413
2		2:20.004	34.833	59.484	45.687	154.7	4:39.417
3		2:33.623	38.766	1:00.880	53.977	106.6	7:13.040
4		1:35.986	24.448	43.121	28.417	213.8	8:49.026
5		1:35.703	24.586	43.145	27.972	210.5	10:24.729
6		1:35.212	23.492	43.004	28.716	216.0	11:59.941
7		1:35.976	24.091	43.523	28.362	204.9	13:35.917
8		1:34.145	23.655	41.812	28.678	217.3	15:10.062
9		1:34.526	24.273	42.377	27.876	211.7	16:44.588
10		1:32.807	23.507	41.492	27.808	212.1	18:17.395
11		1:32.952	23.549	41.549	27.854	212.5	19:50.347
12			23.547	41.298		213.4	



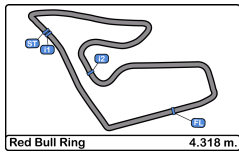


Red Bull Ring
F4 Italian Championship
Race - 2
Analysis by Lap



Num	Lap Time	Gap	Num	Lap Time	Gap	Num	Lap Time	Gap	Num	Lap Time	Gap	Num	Lap Time	Gap
Lap 1			57	2:20.660	06.021	55	2:34.947	05.759	Lap 5			5	1:32.686	06.965
4	2:00.952		26	2:21.204	07.730	21	2:34.685	05.932	4	1:33.077		97	1:33.053	07.627
16	2:01.971	01.019	8	2:21.352	08.196	12	2:34.253	06.316	33	1:32.715	00.570	8	1:33.508	09.059
62	2:03.277	02.325	7	2:21.431	08.940	88	2:33.698	07.433	62	1:32.904	01.214	7	1:37.227	10.640
33	2:03.763	02.811	23	2:21.519	09.698	99	2:33.623	07.775	16	1:32.879	01.868	20	1:34.728	10.831
11	2:04.258	03.306	20	2:21.159	10.271	14	2:31.284	08.739	11	1:33.010	02.587	12	1:35.706	12.125
17	2:05.708	04.756	2	2:21.018	10.973	78	2:31.842	09.645	25	1:33.157	03.123	2	1:36.748	12.545
6	2:06.459	05.507	5	2:20.932	11.783	31	2:31.545	09.758	17	1:33.041	03.569	88	1:35.941	13.350
25	2:07.366	06.414	94	2:20.978	12.304	28	1:53.813	10.159	6	1:33.084	03.977	14	1:35.058	13.628
57	2:07.792	06.840	97	2:21.041	13.143	22	2:38.296	11.476	7	1:34.649	05.902	21	1:37.134	13.756
26	2:08.957	08.005	55	2:20.949	13.646	Num Lap Time Gap			23	1:34.261	06.105	31	1:36.038	13.881
8	2:09.275	08.323	21	2:20.760	14.081	Lap 4			57	1:34.632	06.217	99	1:35.212	14.479
7	2:09.940	08.988	12	2:20.493	14.897	4	1:34.631		5	1:34.373	06.768	28	1:35.039	14.800
23	2:10.610	09.658	22	2:20.541	16.014	33	1:34.502	00.932	97	1:34.134	07.063	78	1:34.899	15.058
20	2:11.543	10.591	88	2:20.459	16.569	62	1:35.222	01.387	8	1:36.301	08.040	26	1:32.714	20.005
2	2:12.386	11.434	99	2:20.004	16.986	16	1:35.992	02.066	2	1:35.592	08.286	94	1:46.062	22.274
5	2:13.282	12.330	14	2:19.912	20.289	11	1:35.704	02.654	20	1:35.136	08.592	55	1:53.824	29.998
94	2:13.757	12.805	78	2:19.499	20.637	25	1:35.556	03.043	55	1:34.961	08.663	Num Lap Time Gap		
97	2:14.533	13.581	31	2:19.568	21.047	17	1:36.311	03.605	94	1:35.416	08.701	Lap 7		
55	2:15.128	14.176	28	2:57.743	59.180	6	1:36.608	03.970	12	1:34.773	08.908	4	1:31.846	
21	2:15.752	14.800	Num Lap Time Gap			26	1:36.126	04.305	21	1:35.214	09.111	62	1:31.523	00.550
12	2:16.835	15.883	Lap 3			7	1:35.590	04.330	88	1:34.209	09.898	33	1:32.491	01.271
22	2:17.904	16.952	4	2:42.834		57	1:36.630	04.662	31	1:33.453	10.332	16	1:32.078	01.967
88	2:18.541	17.589	16	2:42.730	00.705	8	1:36.237	04.816	14	1:34.837	11.059	11	1:31.982	02.521
99	2:19.413	18.461	62	2:41.504	00.796	23	1:35.892	04.921	99	1:35.703	11.756	25	1:32.207	03.455
14	2:22.808	21.856	33	2:41.133	01.061	5	1:35.412	05.472	28	1:34.569	12.250	17	1:32.890	04.570
78	2:23.569	22.617	11	2:41.159	01.581	2	1:35.957	05.771	78	1:34.247	12.648	6	1:33.041	05.031
28	2:23.868	22.916	17	2:40.761	01.925	97	1:35.426	06.006	26	1:48.552	19.780	23	1:31.583	05.448
31	2:23.910	22.958	6	2:40.101	01.993	94	1:36.069	06.362	Num Lap Time Gap			57	1:31.747	06.270
29	3:06.656	1:05.704	25	2:39.313	02.118	20	1:36.979	06.533	Lap 6			5	1:31.857	06.976
Num Lap Time Gap			57	2:39.476	02.663	55	1:35.651	06.779	4	1:32.489		97	1:31.694	07.475
Lap 2			26	2:37.914	02.810	21	1:35.673	06.974	33	1:32.545	00.626	8	1:32.421	09.634
4	2:21.479		8	2:37.848	03.210	12	1:35.527	07.212	62	1:32.148	00.873	20	1:33.570	12.555
16	2:21.269	00.809	7	2:37.265	03.371	88	1:35.964	08.766	16	1:32.356	01.735	12	1:33.534	13.813
62	2:21.280	02.126	23	2:36.796	03.660	99	1:35.986	09.130	11	1:32.287	02.385	2	1:33.714	14.413
33	2:21.430	02.762	20	2:36.748	04.185	14	1:35.191	09.299	25	1:32.460	03.094	7	1:36.650	15.444
11	2:21.429	03.256	2	2:36.306	04.445	31	1:34.829	09.956	17	1:32.446	03.526	88	1:34.617	16.121
17	2:20.721	03.998	5	2:35.742	04.691	28	1:35.230	10.758	6	1:32.348	03.836	14	1:34.830	16.612
6	2:20.698	04.726	94	2:35.454	04.924	78	1:36.464	11.478	23	1:32.095	05.711	28	1:34.083	17.037
25	2:20.704	05.639	97	2:34.902	05.211				57	1:32.641	06.369	21	1:36.094	18.004



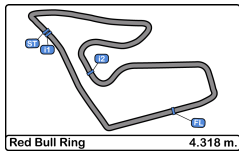


Red Bull Ring
F4 Italian Championship
Race - 2
Analysis by Lap



Num	Lap Time	Gap	Num	Lap Time	Gap	Num	Lap Time	Gap	Num	Lap Time	Gap	Num	Lap Time	Gap
31	1:36.177	18.212	25	1:31.996	04.325	28	1:33.138	21.665	Lap 12			20	2:06.063	13.059
78	1:35.168	18.380	17	1:31.739	04.944	14	1:33.870	22.015	62	1:31.799		2	2:05.252	13.889
99	1:35.976	18.609	6	1:31.820	05.447	99	1:32.807	24.317	4	1:31.881	00.918	88	2:00.631	15.091
26	1:32.493	20.652	23	1:31.858	05.871	31	1:32.729	24.645	33	1:32.152	02.136	12	2:00.748	15.598
94	2:18.632	1:09.060	57	1:31.691	06.276	21	1:32.843	25.222	16	1:32.393	02.722	28	2:01.045	16.286
Num Lap Time Gap			5	1:31.602	06.822	26	1:32.794	25.562	11	1:32.222	03.464	14	2:01.077	17.208
Lap 8			97	1:31.715	07.381	78	1:33.498	26.687	25	1:31.944	03.966	31	1:59.525	17.875
4	1:31.770		8	1:31.867	10.348	7	1:36.304	31.371	17	1:32.506	05.227	21	1:59.768	18.485
62	1:31.862	00.642	20	1:32.763	14.686	94	1:33.059	1:12.543	23	1:32.316	05.673	78	1:58.835	19.268
33	1:31.915	01.416	2	1:32.747	17.399	Num Lap Time Gap			6	1:33.005	05.979	7	1:51.001	21.643
16	1:31.808	02.005	12	1:34.267	18.533	Lap 11			57	1:32.642	07.811	94	1:37.866	45.864
11	1:31.864	02.615	88	1:33.102	20.024	62	1:32.115		5	1:32.435	07.901	Num Lap Time Gap		
25	1:32.215	03.900	14	1:33.252	20.574	4	1:32.840	00.836	97	1:32.143	08.161	Lap 14		
17	1:31.976	04.776	28	1:33.269	20.956	33	1:32.391	01.783	8	1:32.236	10.670	62	2:28.767	
6	1:31.937	05.198	99	1:34.526	23.939	16	1:32.275	02.128	20	1:32.696	16.483	4	2:29.018	00.801
23	1:31.906	05.584	31	1:35.155	24.345	11	1:32.244	03.041	2	1:32.320	18.124	33	2:28.522	01.725
57	1:31.656	06.156	21	1:35.521	24.808	25	1:32.120	03.821	88	1:33.556	23.947	16	2:28.833	02.410
5	1:31.585	06.791	26	1:35.409	25.197	17	1:32.288	04.520	12	1:34.348	24.337	11	2:28.242	03.700
97	1:31.532	07.237	78	1:35.954	25.618	6	1:31.995	04.773	28	1:33.842	24.728	25	2:28.100	04.821
8	1:32.188	10.052	7	1:37.904	27.496	23	1:31.881	05.156	14	1:33.967	25.618	17	2:28.102	05.585
20	1:32.709	13.494	94	1:32.983	1:11.913	57	1:32.676	06.968	31	1:34.095	27.837	23	2:28.075	06.167
12	1:33.794	15.837	Num Lap Time Gap			5	1:32.680	07.265	21	1:33.759	28.204	6	2:27.298	06.587
2	1:33.580	16.223	Lap 10			97	1:32.967	07.817	78	1:33.311	29.920	5	2:27.196	07.520
88	1:34.142	18.493	62	1:31.996		8	1:32.153	10.233	7	1:36.268	40.129	57	2:26.963	07.860
14	1:34.051	18.893	4	1:32.540	00.111	20	1:32.629	15.586	94	1:36.022	1:17.485	97	2:26.931	08.511
28	1:33.991	19.258	33	1:32.084	01.507	2	1:32.344	17.603	Num Lap Time Gap			8	2:26.864	09.280
31	1:34.319	20.761	16	1:32.056	01.968	12	1:33.633	21.788	Lap 13			20	2:25.827	10.119
21	1:34.624	20.858	11	1:32.156	02.912	88	1:33.504	22.190	62	2:09.487		2	2:25.599	10.721
99	1:34.145	20.984	25	1:31.920	03.816	28	1:33.135	22.685	4	2:09.119	00.550	88	2:25.650	11.974
7	1:37.489	21.163	17	1:31.832	04.347	14	1:33.550	23.450	33	2:09.321	01.970	12	2:25.691	12.522
78	1:34.625	21.235	6	1:31.875	04.893	99	1:32.952	25.154	16	2:09.109	02.344	28	2:25.735	13.254
26	1:32.477	21.359	23	1:31.948	05.390	31	1:33.011	25.541	11	2:10.248	04.225	14	2:25.795	14.236
94	1:33.211	1:10.501	57	1:32.560	06.407	26	1:32.321	25.768	25	2:11.009	05.488	31	2:25.673	14.781
Num Lap Time Gap			5	1:32.307	06.700	21	1:33.137	26.244	17	2:10.510	06.250	21	2:25.389	15.107
Lap 9			97	1:32.013	06.965	78	1:33.836	28.408	23	2:10.673	06.859	78	2:26.235	16.736
4	1:31.571		8	1:32.276	10.195	7	1:36.404	35.660	6	2:11.564	08.056	7	2:25.258	18.134
62	1:31.362	00.433	20	1:32.815	15.072	94	1:32.834	1:13.262	5	2:10.677	09.091	94	2:01.418	18.515
33	1:32.007	01.852	2	1:32.404	17.374				57	2:11.340	09.664			
16	1:31.907	02.341	12	1:34.166	20.270				97	2:11.673	10.347			
11	1:32.141	03.185	88	1:33.206	20.801				8	2:10.000	11.183			





Red Bull Ring
F4 Italian Championship
Race - 2
Analysis by Lap



Num	Lap Time	Gap
-----	----------	-----

Lap 15

62	2:20.084	
4	2:19.824	00.541
33	2:20.075	01.716
16	2:19.838	02.164
11	2:19.570	03.186
25	2:19.361	04.098
17	2:19.199	04.700
23	2:19.010	05.093
6	2:19.145	05.648
5	2:18.941	06.377
57	2:19.281	07.057
97	2:19.545	07.972
8	2:19.201	08.397
20	2:19.121	09.156
2	2:19.423	10.060
88	2:18.821	10.711
12	2:18.801	11.239
31	2:17.014	11.711
21	2:17.184	12.207
78	2:16.548	13.200
7	2:16.295	14.345
94	2:16.493	14.924
28	2:22.781	15.951

Num	Lap Time	Gap
-----	----------	-----

2	2:27.545	04.555
88	2:27.404	05.065
12	2:27.322	05.511
31	2:27.070	05.731
21	2:26.898	06.055
78	2:26.492	06.642
7	2:25.631	06.926
94	2:25.130	07.004
28	2:24.351	07.252

Num	Lap Time	Gap
-----	----------	-----

Lap 17

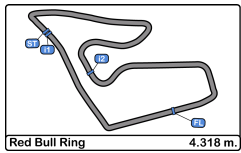
62	1:36.255	
4	1:35.898	00.209
33	1:35.998	00.681
23	1:35.087	01.025
25	1:35.875	01.304
6	1:35.511	01.690
17	1:36.714	02.385
16	1:37.588	02.556
5	1:36.207	02.715
11	1:37.722	02.940
57	1:36.702	03.477
97	1:36.496	03.687
8	1:36.601	04.063
2	1:36.159	04.459
20	1:36.857	04.843
21	1:35.574	05.374
88	1:36.879	05.689
12	1:36.728	05.984
31	1:36.657	06.133
28	1:37.116	08.113
94	1:37.866	08.615
7	1:39.248	09.919
78	1:39.835	10.222

Num	Lap Time	Gap
-----	----------	-----

Lap 16

62	2:33.050	
4	2:33.075	00.566
33	2:32.272	00.938
16	2:32.109	01.223
11	2:31.337	01.473
25	2:30.636	01.684
17	2:30.276	01.926
23	2:30.150	02.193
6	2:29.836	02.434
5	2:29.436	02.763
57	2:29.023	03.030
97	2:28.524	03.446
8	2:28.370	03.717
20	2:28.135	04.241

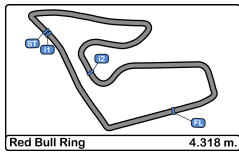




Red Bull Ring
F4 Italian Championship
Race - 2
Best Sectors Results



Sector - 1				Sector - 2				Sector - 3				Ideal Lap vs Best Lap			
Clas	Nº	Driver	Time	Nº	Driver	Time	Nº	Driver	Time	Clas	Nº	Driver	Ideal Lap	Best Lap	Clas
1	5	Gianluca Petecof	22.996	97	Roman Stanek	40.612	33	Jesse Salmenautio	27.287	1	23	Gregoire Saucy	1:31.190	1:31.583	4
2	23	Gregoire Saucy	23.061	23	Gregoire Saucy	40.735	6	Ido Cohen	27.350	2	97	Roman Stanek	1:31.210	1:31.532	2
3	62	Dennis Hauger	23.150	5	Gianluca Petecof	40.805	62	Dennis Hauger	27.370	3	5	Gianluca Petecof	1:31.305	1:31.585	5
4	6	Ido Cohen	23.157	4	Niklas Krütten	40.829	23	Gregoire Saucy	27.394	4	62	Dennis Hauger	1:31.359	1:31.362	1
5	57	Mikhael Belov	23.163	62	Dennis Hauger	40.839	4	Niklas Krütten	27.397	5	6	Ido Cohen	1:31.501	1:31.820	9
6	97	Roman Stanek	23.164	57	Mikhael Belov	40.859	16	Giorgio Carrara	27.405	6	4	Niklas Krütten	1:31.517	1:31.571	3
7	2	Nico Göhler	23.257	17	Jonny Edgar	40.887	26	Joshua Dürksen	27.413	7	57	Mikhael Belov	1:31.575	1:31.656	6
8	11	Alessandro Famularo	23.263	8	Lucas Allecco Roy	40.931	25	William Alatalo	27.414	8	17	Jonny Edgar	1:31.633	1:31.739	7
9	33	Jesse Salmenautio	23.272	11	Alessandro Famularo	40.975	97	Roman Stanek	27.434	9	11	Alessandro Famularo	1:31.695	1:31.864	10
10	25	William Alatalo	23.272	6	Ido Cohen	40.994	11	Alessandro Famularo	27.457	10	16	Giorgio Carrara	1:31.705	1:31.808	8
11	17	Jonny Edgar	23.273	16	Giorgio Carrara	41.020	17	Jonny Edgar	27.473	11	33	Jesse Salmenautio	1:31.760	1:31.915	12
12	16	Giorgio Carrara	23.280	25	William Alatalo	41.106	5	Gianluca Petecof	27.504	12	25	William Alatalo	1:31.792	1:31.920	13
13	4	Niklas Krütten	23.291	2	Nico Göhler	41.125	8	Lucas Allecco Roy	27.551	13	8	Lucas Allecco Roy	1:31.867	1:31.867	11
14	26	Joshua Dürksen	23.298	26	Joshua Dürksen	41.161	57	Mikhael Belov	27.553	14	26	Joshua Dürksen	1:31.872	1:32.321	15
15	8	Lucas Allecco Roy	23.385	20	Ivan Berets	41.186	31	Pietro Delli Guanti	27.643	15	2	Nico Göhler	1:32.111	1:32.320	14
16	28	Sebastian Freymuth	23.411	33	Jesse Salmenautio	41.201	20	Ivan Berets	27.681	16	20	Ivan Berets	1:32.523	1:32.629	16
17	21	Axel Gnos	23.459	94	Daniel Vebster	41.280	2	Nico Göhler	27.729	17	31	Pietro Delli Guanti	1:32.548	1:32.729	17
18	14	Nicola Marinangeli	23.491	99	Erwin Zanotti	41.298	21	Axel Gnos	27.762	18	99	Erwin Zanotti	1:32.598	1:32.807	18
19	99	Erwin Zanotti	23.492	88	Amna Al Qubaisi	41.364	12	Filipe Ugran	27.803	19	21	Axel Gnos	1:32.682	1:32.843	20
20	94	Daniel Vebster	23.506	31	Pietro Delli Guanti	41.392	99	Erwin Zanotti	27.808	20	94	Daniel Vebster	1:32.683	1:32.834	19
21	31	Pietro Delli Guanti	23.513	28	Sebastian Freymuth	41.453	28	Sebastian Freymuth	27.826	21	28	Sebastian Freymuth	1:32.690	1:33.135	22
22	78	Hamda Al Qubaisi	23.525	21	Axel Gnos	41.461	94	Daniel Vebster	27.897	22	88	Amna Al Qubaisi	1:32.805	1:33.102	21
23	88	Amna Al Qubaisi	23.539	78	Hamda Al Qubaisi	41.478	88	Amna Al Qubaisi	27.902	23	14	Nicola Marinangeli	1:32.889	1:33.252	23
24	12	Filipe Ugran	23.590	14	Nicola Marinangeli	41.484	14	Nicola Marinangeli	27.914	24	12	Filipe Ugran	1:32.952	1:33.534	25
25	20	Ivan Berets	23.656	12	Filipe Ugran	41.559	78	Hamda Al Qubaisi	28.028	25	78	Hamda Al Qubaisi	1:33.031	1:33.311	24
26	55	Roe Meyuhas	23.783	7	Paul Aron	42.327	7	Paul Aron	28.047	26	7	Paul Aron	1:34.490	1:34.649	26
27	7	Paul Aron	24.116	55	Roe Meyuhas	42.492	55	Roe Meyuhas	28.505	27	55	Roe Meyuhas	1:34.780	1:34.961	27
28	10	Oliver Rasmussen	30.624	22	Umberto Laganella	58.319	29	Emilio Cipriani	45.177	28	22	Umberto Laganella	2:17.698	2:17.904	28
29	22	Umberto Laganella	33.428	29	Emilio Cipriani	1:10.638	22	Umberto Laganella	45.951	29	29	Emilio Cipriani	3:06.656	3:06.656	29
30	29	Emilio Cipriani	1:10.841	10	Oliver Rasmussen	Transpo	10	Oliver Rasmussen	Transpo	30	10	Oliver Rasmussen	Transpo	Transpo	30

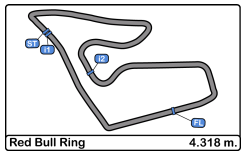


Red Bull Ring
F4 Italian Championship
Race - 2
Leader Sequence



Nº	Driver	Nat	Competitor	Nat	Rookie	Start Lap	End Lap	Laps	Total Laps
4	Niklas Krütten	DEU	Van Amersfoort Racing	NDL		1	9	9	9
62	Dennis Hauger	NOR	Van Amersfoort Racing	NDL		10	17	8	8

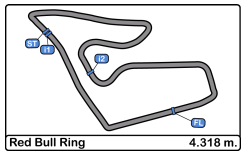




Red Bull Ring
F4 Italian Championship
Race - 2
Best 5 Lap Times



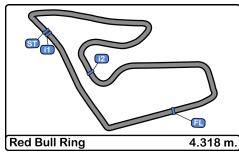
Cls	N°	Driver	Nat	Competitor	Nat	Rookie	Cls	Best 1		Best 2		Best 3		Best 4		Best 5	
								Time	Lap	Time	Lap	Time	Lap	Time	Lap	Time	Lap
1	62	Dennis Hauger	NOR	Van Amersfoort Racing	NDL			1:31.362	9	1:31.523	7	1:31.799	12	1:31.862	8	1:31.996	10
2	97	Roman Stanek	CZE	US Racing	DEU	R	1	1:31.532	8	1:31.694	7	1:31.715	9	1:32.013	10	1:32.143	12
3	4	Niklas Krütten	DEU	Van Amersfoort Racing	NDL			1:31.571	9	1:31.770	8	1:31.846	7	1:31.881	12	1:32.489	6
4	23	Gregoire Saucy	CHE	R-ace GP	FRA			1:31.583	7	1:31.858	9	1:31.881	11	1:31.906	8	1:31.948	10
5	5	Gianluca Petecof	BRA	Prema Powerteam	ITA			1:31.585	8	1:31.602	9	1:31.857	7	1:32.307	10	1:32.435	12
6	57	Mikhael Belov	RUS	Bhaitech Srl	ITA			1:31.656	8	1:31.691	9	1:31.747	7	1:32.560	10	1:32.641	6
7	17	Jonny Edgar	GBR	Jenzer Motorsport	CHE	R	2	1:31.739	9	1:31.832	10	1:31.976	8	1:32.288	11	1:32.446	6
8	16	Giorgio Carrara	ARG	Jenzer Motorsport	CHE			1:31.808	8	1:31.907	9	1:32.056	10	1:32.078	7	1:32.275	11
9	6	Ido Cohen	ISR	Van Amersfoort Racing	NDL			1:31.820	9	1:31.875	10	1:31.937	8	1:31.995	11	1:32.348	6
10	11	Alessandro Famularo	VEN	Prema Powerteam	ITA			1:31.864	8	1:31.982	7	1:32.141	9	1:32.156	10	1:32.222	12
11	8	Lucas Allecco Roy	DEU	Van Amersfoort Racing	NDL			1:31.867	9	1:32.153	11	1:32.188	8	1:32.236	12	1:32.276	10
12	33	Jesse Salmenautio	FIN	DRZ Benelli Srl	ITA			1:31.915	8	1:32.007	9	1:32.084	10	1:32.152	12	1:32.391	11
13	25	William Alatalo	FIN	BWT Mucke Motorsport	DEU			1:31.920	10	1:31.944	12	1:31.996	9	1:32.120	11	1:32.207	7
14	2	Nico Göhler	DEU	BWT Mucke Motorsport	DEU	R	3	1:32.320	12	1:32.344	11	1:32.404	10	1:32.747	9	1:33.580	8
15	26	Joshua Dürksen	PRY	BWT Mucke Motorsport	DEU	R	4	1:32.321	11	1:32.477	8	1:32.493	7	1:32.714	6	1:32.794	10
16	20	Ivan Berets	RUS	DRZ Benelli Srl	ITA			1:32.629	11	1:32.696	12	1:32.709	8	1:32.763	9	1:32.815	10
17	31	Pietro Delli Guanti	ITA	BVM Racing	ITA	R	5	1:32.729	10	1:33.011	11	1:33.453	5	1:34.095	12	1:34.319	8
18	99	Erwin Zanotti	ITA	BWT Mucke Motorsport	DEU	R	6	1:32.807	10	1:32.952	11	1:34.145	8	1:34.526	9	1:35.212	6
19	94	Daniel Vebster	SW	Cram Motorsport	ITA	R	7	1:32.834	11	1:32.983	9	1:33.059	10	1:33.211	8	1:35.416	5
20	21	Axel Gnos	CHE	Jenzer Motorsport	CHE	R	8	1:32.843	10	1:33.137	11	1:33.759	12	1:34.624	8	1:35.214	5
21	88	Amna Al Qubaisi	UAE	Abu Dhabi Racing	UAE			1:33.102	9	1:33.206	10	1:33.504	11	1:33.556	12	1:34.142	8
22	28	Sebastian Freymuth	DEU	AS Motorsport	SVN	R	9	1:33.135	11	1:33.138	10	1:33.269	9	1:33.842	12	1:33.991	8
23	14	Nicola Marinangeli	ITA	Bhaitech Srl	ITA	R	10	1:33.252	9	1:33.550	11	1:33.870	10	1:33.967	12	1:34.051	8
24	78	Hamda Al Qubaisi	UAE	Abu Dhabi Racing	UAE			1:33.311	12	1:33.498	10	1:33.836	11	1:34.247	5	1:34.625	8
25	12	Filipe Ugran	ROU	BVM Racing	ITA	R	11	1:33.534	7	1:33.633	11	1:33.794	8	1:34.166	10	1:34.267	9
26	7	Paul Aron	EST	Prema Powerteam	ITA	R	12	1:34.649	5	1:35.590	4	1:36.268	12	1:36.304	10	1:36.404	11
27	55	Roe Meyuhas	ISR	Cram Motorsport	ITA	R	13	1:34.961	5	1:35.651	4	1:53.824	6	2:15.128	1	2:20.949	2
28	22	Umberto Laganella	ITA	Bhaitech Srl	ITA			2:17.904	1	2:20.541	2	2:38.296	3				
29	29	Emilio Cipriani	VEN	Cram Motorsport	ITA			3:06.656	1								
30	10	Oliver Rasmussen	DNK	Prema Powerteam	ITA												



Red Bull Ring
F4 Italian Championship
Race - 2
Best 5 Top Speeds



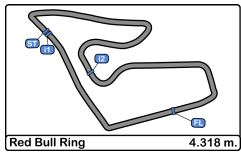
Cls	N°	Driver	Nat	Competitor	Nat	Rookie	Cls	Top 1		Top 2		Top 3		Top 4		Top 5		Avg
								Km/h	Lap	Km/h	Lap	Km/h	Lap	Km/h	Lap	Km/h	Lap	
1	5	Gianluca Petecof	BRA	Prema Powerteam	ITA			221.3	17	220.4	6	219.9	10	219.5	11	218.1	12	219.8
2	97	Roman Stanek	CZE	US Racing	DEU	R	1	220.8	11	219.5	12	218.6	4	218.6	17	217.7	9	219.0
3	26	Joshua Dürksen	PRY	BWT Mucke Motorsport	DEU	R	2	219.9	11	218.6	10	216.4	9	214.2	7	214.2	8	216.7
4	6	Ido Cohen	ISR	Van Amersfoort Racing	NDL			219.5	13	219.0	5	218.1	8	218.1	9	217.7	6	218.5
5	12	Filipe Ugran	ROU	BVM Racing	ITA	R	3	219.5	5	215.5	6	214.7	17	213.4	4	212.1	8	215.0
6	21	Axel Gnos	CHE	Jenzer Motorsport	CHE	R	4	218.6	5	216.0	10	215.1	11	214.7	12	213.8	9	215.6
7	23	Gregoire Saucy	CHE	R-ace GP	FRA			218.6	10	218.1	9	217.7	17	216.8	8	216.8	11	217.6
8	55	Roe Meyuhas	ISR	Cram Motorsport	ITA	R	5	218.6	5	214.7	1	214.7	6	212.1	4	150.6	2	202.1
9	62	Dennis Hauger	NOR	Van Amersfoort Racing	NDL			218.6	7	218.6	10	217.3	6	217.3	9	216.4	5	217.6
10	57	Mikhael Belov	RUS	Bhaitech Srl	ITA			218.1	17	217.3	10	216.8	13	216.4	6	216.4	7	217.0
11	2	Nico Göhler	DEU	BWT Mucke Motorsport	DEU	R	6	217.7	8	217.3	7	216.4	17	214.2	1	214.2	5	216.0
12	16	Giorgio Carrara	ARG	Jenzer Motorsport	CHE			217.7	12	216.8	17	216.0	10	215.5	11	215.1	9	216.2
13	11	Alessandro Famularo	VEN	Prema Powerteam	ITA			217.3	8	216.8	1	216.8	7	216.4	9	216.0	6	216.6
14	25	William Alatalo	FIN	BWT Mucke Motorsport	DEU			217.3	13	216.4	1	216.0	5	216.0	6	216.0	7	216.3
15	99	Erwin Zanotti	ITA	BWT Mucke Motorsport	DEU	R	7	217.3	8	216.0	6	213.8	4	213.4	12	212.5	1	214.6
16	17	Jonny Edgar	GBR	Jenzer Motorsport	CHE	R	8	216.4	17	216.0	6	215.1	11	214.7	5	214.7	10	215.3
17	28	Sebastian Freymuth	DEU	AS Motorsport	SVN	R	9	216.4	9	216.0	10	215.5	6	214.2	7	213.4	8	215.1
18	94	Daniel Vebster	SW	Cram Motorsport	ITA	R	10	216.4	5	214.7	6	212.5	4	212.1	1	212.1	9	213.6
19	8	Lucas Allecco Roy	DEU	Van Amersfoort Racing	NDL			216.0	17	215.5	4	214.7	1	213.0	7	212.5	6	214.3
20	4	Niklas Krütten	DEU	Van Amersfoort Racing	NDL			215.5	17	215.1	11	214.2	12	214.2	13	212.5	6	214.3
21	78	Hamda Al Qubaisi	UAE	Abu Dhabi Racing	UAE			215.5	7	215.1	5	215.1	10	214.2	6	214.2	8	214.8
22	88	Amna Al Qubaisi	UAE	Abu Dhabi Racing	UAE			215.5	6	214.7	12	213.8	17	213.4	4	213.4	11	214.2
23	14	Nicola Marinangeli	ITA	Bhaitech Srl	ITA	R	11	215.1	6	214.2	10	213.8	8	213.8	11	213.4	9	214.1
24	20	Ivan Berets	RUS	DRZ Benelli Srl	ITA			215.1	5	213.4	1	213.0	17	210.5	7	210.5	13	212.5
25	31	Pietro Delli Guanti	ITA	BVM Racing	ITA	R	12	214.2	6	214.2	17	212.1	4	212.1	8	211.7	11	212.9
26	33	Jesse Salmenautio	FIN	DRZ Benelli Srl	ITA			214.2	9	213.8	6	213.8	12	213.4	8	213.4	11	213.7
27	22	Umberto Laganella	ITA	Bhaitech Srl	ITA			213.8	1	169.5	2	121.3	3					168.2
28	10	Oliver Rasmussen	DNK	Prema Powerteam	ITA			213.4	1									213.4
29	7	Paul Aron	EST	Prema Powerteam	ITA	R	13	213.0	7	212.1	1	212.1	9	211.7	4	211.7	5	212.1
30	29	Emilio Cipriani	VEN	Cram Motorsport	ITA			83.0	1									83.0



Red Bull Ring
F4 Italian Championship
Race - 2
Fastest Laps Sequence



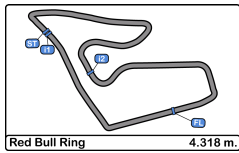
Lap	Time of Day	Session Time	Nº	Driver	Nat	Competitor	Nat	Rookie	Time	Km/h
3	10:45:11.292	7:15.292	28	Sebastian Freymuth	DEU	AS Motorsport	SVN	R	1:53.813	136.5
4	10:46:35.764	8:39.764	4	Niklas Krütten	DEU	Van Amersfoort Racing	NDL		1:34.631	164.2
4	10:46:36.696	8:40.696	33	Jesse Salmenautio	FIN	DRZ Benelli Srl	ITA		1:34.502	164.4
5	10:48:08.842	10:12.842	4	Niklas Krütten	DEU	Van Amersfoort Racing	NDL		1:33.077	167.0
5	10:48:09.411	10:13.411	33	Jesse Salmenautio	FIN	DRZ Benelli Srl	ITA		1:32.715	167.6
6	10:49:41.331	11:45.331	4	Niklas Krütten	DEU	Van Amersfoort Racing	NDL		1:32.489	168.0
6	10:49:42.203	11:46.203	62	Dennis Hauger	NOR	Van Amersfoort Racing	NDL		1:32.148	168.6
6	10:49:47.041	11:51.041	23	Gregoire Saucy	CHE	R-ace GP	FRA		1:32.095	168.7
7	10:51:13.176	13:17.176	4	Niklas Krütten	DEU	Van Amersfoort Racing	NDL		1:31.846	169.2
7	10:51:13.726	13:17.726	62	Dennis Hauger	NOR	Van Amersfoort Racing	NDL		1:31.523	169.8
9	10:54:16.950	16:20.950	62	Dennis Hauger	NOR	Van Amersfoort Racing	NDL		1:31.362	170.1



Red Bull Ring
F4 Italian Championship
Race - 2
Event Best Maximum Speed



Nº	Driver	Nat	Competitor	Nat	Rookie	Km/h	Session
5	Gianluca Petecof	BRA	Prema Powerteam	ITA		221.3	Race - 2
97	Roman Stanek	CZE	US Racing	DEU	R	220.8	Race - 2
26	Joshua Dürksen	PRY	BWT Mucke Motorsport	DEU	R	219.9	Race - 2
12	Filipe Ugran	ROU	BVM Racing	ITA	R	219.5	Race - 2
6	Ido Cohen	ISR	Van Amersfoort Racing	NDL		219.5	Race - 2
94	Daniel Vebster	SWE	Cram Motorsport	ITA	R	219.0	Free Practice - 2
55	Roe Meyuhas	ISR	Cram Motorsport	ITA	R	218.6	Race - 2
21	Axel Gnos	CHE	Jenzer Motorsport	CHE	R	218.6	Race - 2
62	Dennis Hauger	NOR	Van Amersfoort Racing	NDL		218.6	Race - 2
23	Gregoire Saucy	CHE	R-ace GP	FRA		218.6	Race - 2
57	Mikhael Belov	RUS	Bhaitech Srl	ITA		218.1	Race - 2
28	Sebastian Freymuth	DEU	AS Motorsport	SVN	R	217.7	Race - 1
2	Nico Göhler	DEU	BWT Mucke Motorsport	DEU	R	217.7	Race - 1
10	Oliver Rasmussen	DNK	Prema Powerteam	ITA		217.7	Race - 1
16	Giorgio Carrara	ARG	Jenzer Motorsport	CHE		217.7	Race - 2
22	Umberto Laganella	ITA	Bhaitech Srl	ITA		217.3	Free Practice - 2
17	Jonny Edgar	GBR	Jenzer Motorsport	CHE	R	217.3	Race - 1
11	Alessandro Famularo	VEN	Prema Powerteam	ITA		217.3	Race - 2
99	Erwin Zanotti	ITA	BWT Mucke Motorsport	DEU	R	217.3	Race - 2
25	William Alatalo	FIN	BWT Mucke Motorsport	DEU		217.3	Race - 2
18	Emidio Pesce	ITA	Jenzer Motorsport	CHE	R	216.8	Race - 1
31	Pietro Delli Guanti	ITA	BVM Racing	ITA	R	216.4	Race - 1
4	Niklas Krütten	DEU	Van Amersfoort Racing	NDL		216.0	Qualifying - 1
33	Jesse Salmenautio	FIN	DRZ Benelli Srl	ITA		216.0	Race - 1
8	Lucas Allecco Roy	DEU	Van Amersfoort Racing	NDL		216.0	Race - 2
7	Paul Aron	EST	Prema Powerteam	ITA	R	215.5	Free Practice - 2
29	Emilio Cipriani	VEN	Cram Motorsport	ITA		215.5	Race - 1
88	Amna Al Qubaisi	UAE	Abu Dhabi Racing	UAE		215.5	Race - 2
78	Hamda Al Qubaisi	UAE	Abu Dhabi Racing	UAE		215.5	Race - 2
20	Ivan Berets	RUS	DRZ Benelli Srl	ITA		215.1	Race - 2
14	Nicola Marinangeli	ITA	Bhaitech Srl	ITA	R	215.1	Race - 2
24	Laszlo Toth	HUN	R-ace GP	FRA		213.4	Free Practice - 1



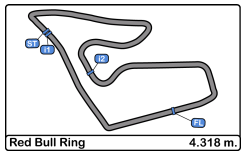
Red Bull Ring
F4 Italian Championship
Race - 2
Lap Chart



LAP

Nr	Pos	Grid	1	2	3	4	5	6	7	8	9	10	11	12	13	14	15	16	17
4	1	4	4	4	4	4	4	4	4	4	4	62	62	62	62	62	62	62	62
16	2	16	16	16	16	33	33	33	62	62	62	4	4	4	4	4	4	4	4
33	3	33	62	62	62	62	62	62	62	33	33	33	33	33	33	33	33	33	33
17	4	17	33	33	33	33	16	16	16	16	16	16	16	16	16	16	16	16	23
62	5	62	11	11	11	11	11	11	11	11	11	11	11	11	11	11	11	11	25
11	6	11	17	17	17	25	25	25	25	25	25	25	25	25	25	25	25	25	6
6	7	6	6	6	6	17	17	17	17	17	17	17	17	17	17	17	17	17	17
25	8	25	25	25	25	6	6	6	6	6	6	6	6	23	23	23	23	23	16
26	9	26	57	57	57	26	7	23	23	23	23	23	23	6	6	6	6	6	5
57	10	57	26	26	26	7	23	57	57	57	57	57	57	57	5	5	5	5	11
8	11	8	8	8	8	57	57	5	5	5	5	5	5	5	57	57	57	57	57
7	12	7	7	7	7	8	5	97	97	97	97	97	97	97	97	97	97	97	97
20	13	20	23	23	23	23	97	8	8	8	8	8	8	8	8	8	8	8	8
23	14	23	20	20	20	5	8	7	20	20	20	20	20	20	20	20	20	20	2
5	15	5	2	2	2	2	2	20	12	12	2	2	2	2	2	2	2	2	20
10	16	10	5	5	5	97	20	12	2	2	12	12	12	88	88	88	88	21	
31	17	31	94	94	94	94	55	2	7	88	88	88	88	12	12	12	12	88	
55	18	55	97	97	97	20	94	88	88	14	14	28	28	28	28	28	31	12	
2	19	2	55	55	55	55	12	14	14	28	28	14	14	14	14	14	21	31	
94	20	94	21	21	21	21	21	21	28	31	99	99	99	31	31	31	78	28	
97	21	97	12	12	12	12	88	31	21	21	31	31	31	21	21	21	7	94	
21	22	21	22	22	88	88	31	99	31	99	21	21	26	78	78	78	94	7	
29	23	29	88	88	99	99	14	28	78	7	26	26	21	7	7	7	28	78	
22	24	22	99	99	14	14	99	78	99	78	78	78	78	94	94	94			
12	25	12	14	14	78	31	28	26	26	26	7	7	7						
18	26	18	78	78	31	28	78	94	94	94	94	94							
24	27	24	28	31	28	78	26	55											
28	28	28	31	28	22														
99	29	99	29																
88	30	88																	
14	31	14																	
78	32	78																	

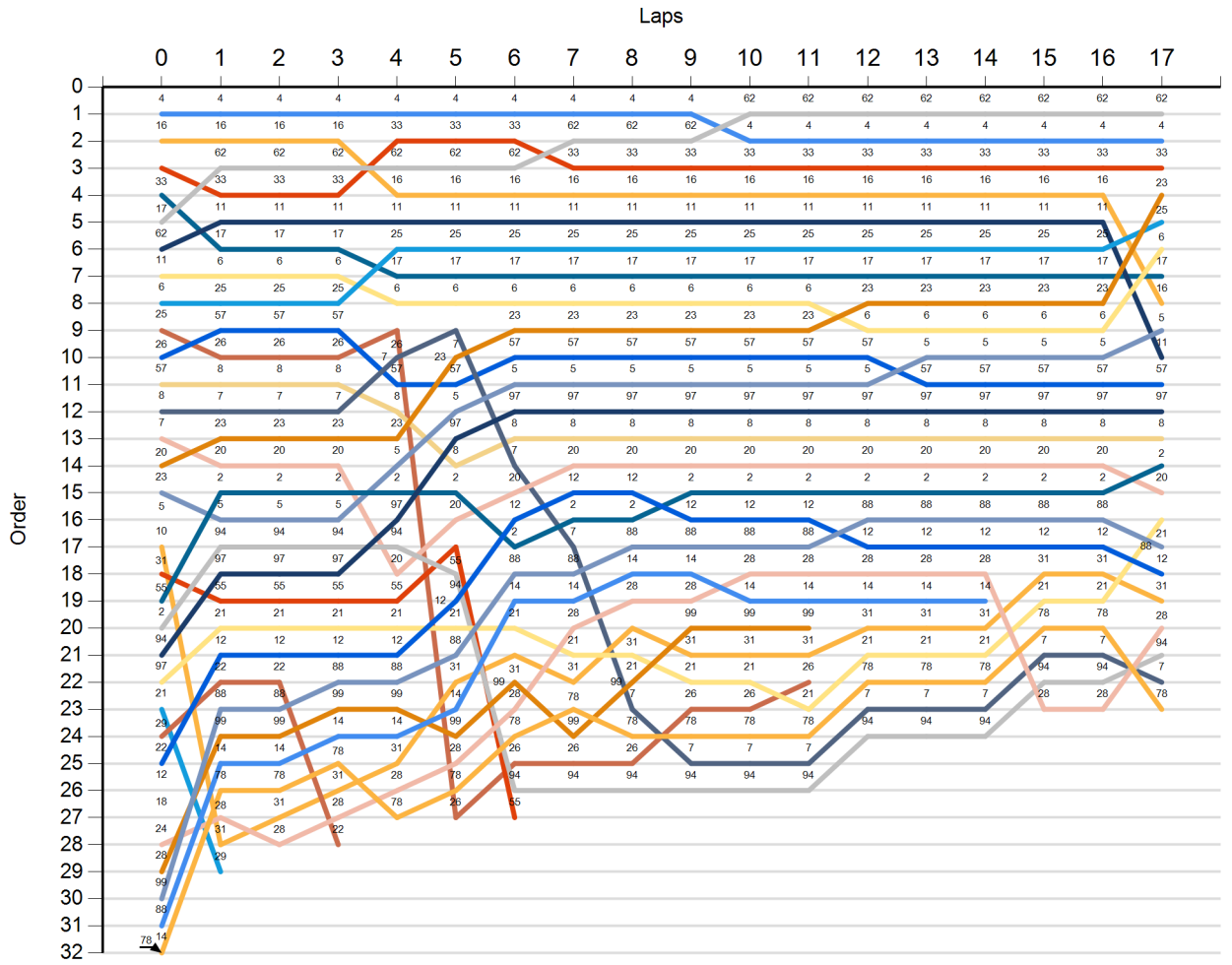


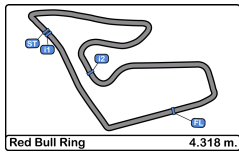


Red Bull Ring
F4 Italian Championship
Race - 2
Graphic Lap Chart



- 4
- 16
- 33
- 17
- 62
- 11
- 6
- 25
- 26
- 57
- 8
- 7
- 20
- 23
- 5
- 10
- 31
- 55
- 2
- 94
- 97
- 21
- 29
- 22
- 12
- 18
- 24
- 28
- 99
- 88
- 14
- 78



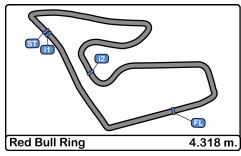


Red Bull Ring
F4 Italian Championship
Race - 2
Pit Stop Analysis



N°	In Day Time	Driver	Nat	Competitor	Nat	In Time	Stop N°	Pit Time	Handicap	Penalty
28	10:40:14.596	Sebastian Freymuth	DEU	AS Motorsport	SVN	2:18.727	1	1:27.603		
94	10:49:58.728	Daniel Vebster	SW	Cram Motorsport	ITA	12:02.860	1	50.058		

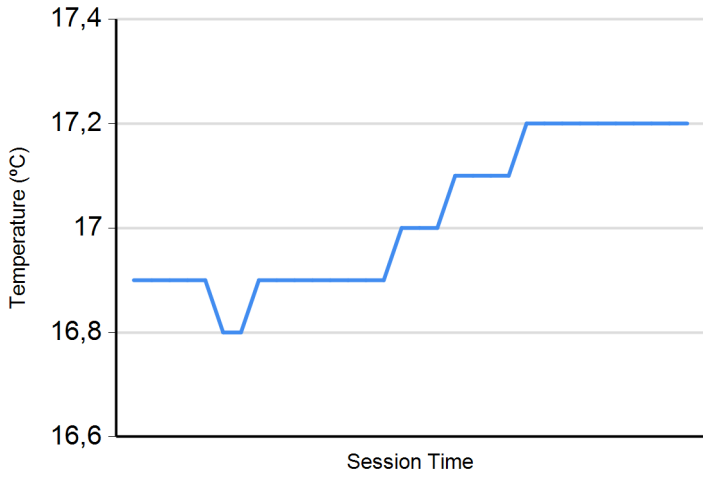




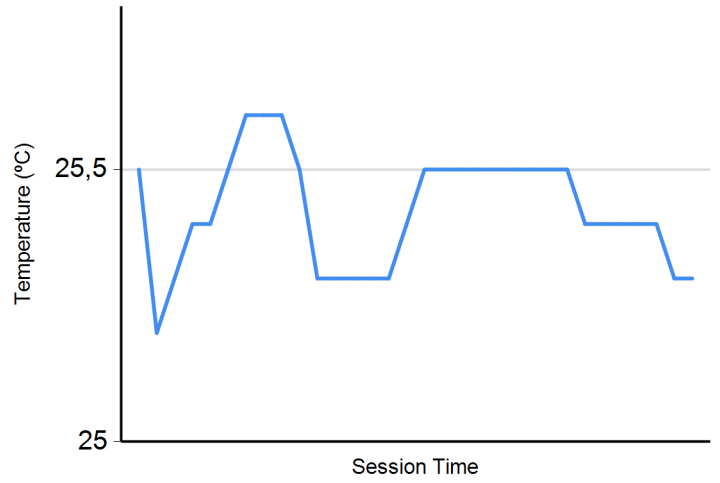
Red Bull Ring
F4 Italian Championship
Race - 2
Weather Report



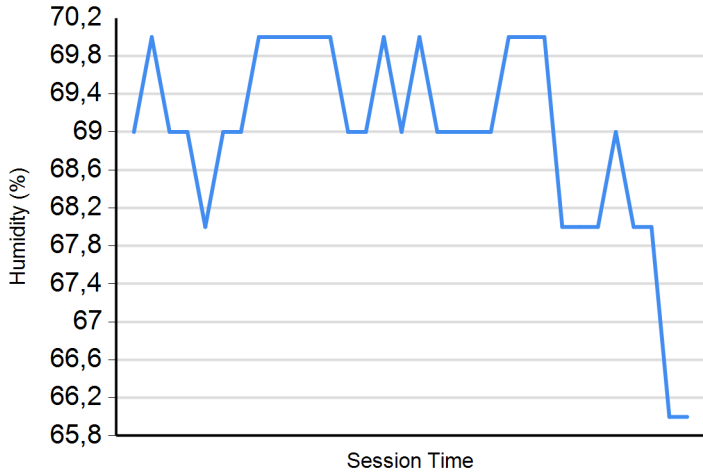
Air Temperature



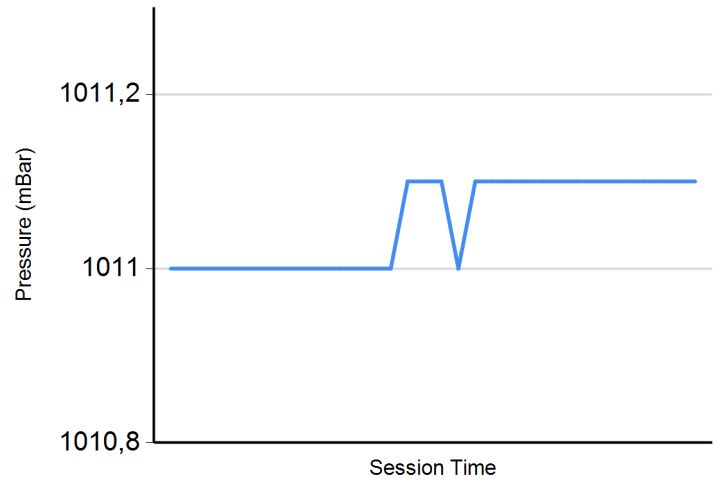
Track Temperature



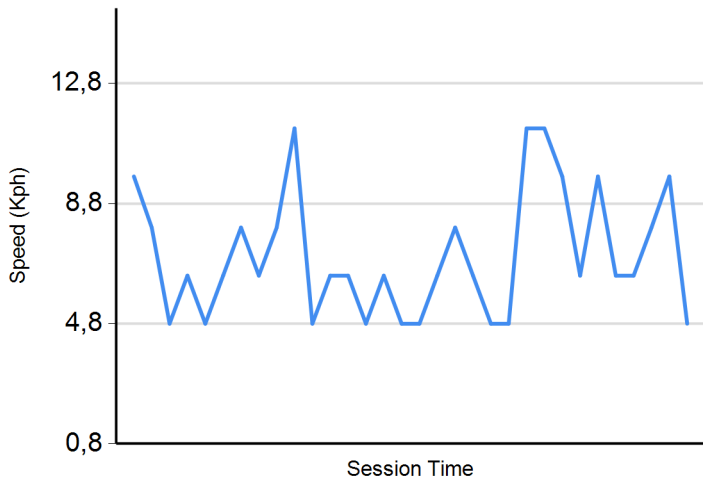
Humidity



Pressure



Wind Speed



Wind direction

North = 0°/360° Est = 90° South = 180° West = 270°

