



**Red Bull Ring**  
**TCR Europe**  
**Race - 2**  
**Provisional Results**



| Cls   | N°            | Driver            | Nat                    | Team                    | Nat                   | Vehicle                    | Laps             | Total Time       | Gap    | Interval | Km/h  | Best     | Time     | Km/h  |
|---|---------------|-------------------|------------------------|-------------------------|-----------------------|----------------------------|------------------|------------------|--------|----------|-------|----------|----------|-------|
| 1   | 8             | Luca Engstler     | GER                    | M1RA Motorsport         | GER                   | Hyundai i30 N TCR          | 13               | <b>25:58.809</b> |        |          | 129.6 | 6        | 1:42.183 | 152.1 |
| 2   | 9             | Josh Files        | GBR                    | Target Competition      | GBR                   | Hyundai i30 N TCR          | 13               | <b>26:00.014</b> | 1.205  | 1.205    | 129.5 | 6        | 1:42.204 | 152.0 |
| 3   | 5             | Alex Morgan       | GBR                    | Wolf-Power Racing       | GBR                   | CUPRA TCR                  | 13               | <b>26:01.742</b> | 2.933  | 1.728    | 129.3 | 6        | 1:42.495 | 151.6 |
| 4   | 12            | Nelson Panciatici | FRA                    | M Racing                | FRA                   | Hyundai i30 N TCR          | 13               | <b>26:01.960</b> | 3.151  | 0.218    | 129.3 | 10       | 1:42.386 | 151.8 |
| 5   | 45            | Gianni Morbidelli | ITA                    | WestCoast Racing        | ITA                   | Volkswagen Golf GTI TCR    | 13               | <b>26:03.258</b> | 4.449  | 1.298    | 129.2 | 6        | 1:43.279 | 150.5 |
| 6   | 70            | Mat'o Homola      | SVK                    | Target Competition      | SVK                   | Hyundai i30 N TCR          | 13               | <b>26:03.551</b> | 4.742  | 0.293    | 129.2 | 10       | 1:42.478 | 151.6 |
| 7   | 55            | Santiago Urrutia  | URU                    | Team WRT                | URU                   | Audi RS 3 LMS              | 13               | <b>26:03.735</b> | 4.926  | 0.184    | 129.2 | 6        | 1:43.076 | 150.8 |
| 8   | 88            | Maxime Potty      | BEL                    | Team WRT                | BEL                   | Volkswagen Golf GTI TCR    | 13               | <b>26:04.094</b> | 5.285  | 0.359    | 129.2 | 10       | 1:42.131 | 152.2 |
| 9   | 19            | Andreas Bäckman   | SW                     | Target Competition      | SW                    | Hyundai i30 N TCR          | 13               | <b>26:04.446</b> | 5.637  | 0.352    | 129.1 | 7        | 1:42.459 | 151.7 |
| 10  | 7             | Aurélien Comte    | FRA                    | DG Sport Compétition    | FRA                   | Peugeot 308 TCR            | 13               | <b>26:05.534</b> | 6.725  | 1.088    | 129.0 | 10       | 1:42.817 | 151.1 |
| 11  | 25            | Natan Bihel       | FRA                    | M Racing                | FRA                   | Hyundai i30 N TCR          | 13               | <b>26:10.442</b> | 11.633 | 4.908    | 128.6 | 10       | 1:44.138 | 149.2 |
| 12  | 24            | Julien Briché     | FRA                    | JSB Compétition         | FRA                   | Peugeot 308 TCR            | 13               | <b>26:10.700</b> | 11.891 | 0.258    | 128.6 | 6        | 1:42.231 | 152.0 |
| 13  | 112           | Jimmy Clairet     | FRA                    | Team Clairet Sport      | FRA                   | Peugeot 308 TCR            | 13               | <b>26:11.012</b> | 12.203 | 0.312    | 128.6 | 10       | 1:44.163 | 149.2 |
| 14  | 10            | Viktor Davidovski | MKD                    | PSS Racing Team         | MKD                   | Honda Civic Type R FK7 TCR | 13               | <b>26:12.024</b> | 13.215 | 1.012    | 128.5 | 10       | 1:43.696 | 149.9 |
| 15  | 111           | Teddy Clairet     | FRA                    | Team Clairet Sport      | FRA                   | Peugeot 308 TCR            | 13               | <b>26:12.861</b> | 14.052 | 0.837    | 128.4 | 6        | 1:42.646 | 151.4 |
| 16  | 123           | Daniel Lloyd      | GBR                    | Brutal Fish Racing Team | GBR                   | Honda Civic Type R FK7 TCR | 13               | <b>26:14.180</b> | 15.371 | 1.319    | 128.3 | 10       | 1:42.936 | 151.0 |
| 17  | 46            | Olli Kangas       | FIN                    | WestCoast Racing        | FIN                   | Volkswagen Golf GTI TCR    | 13               | <b>26:16.465</b> | 17.656 | 2.285    | 128.1 | 10       | 1:43.541 | 150.1 |
| 18  | 50            | Tom Coronel       | NED                    | Boutsen Ginion Racing   | NED                   | Honda Civic Type R FK7 TCR | 13               | <b>26:30.479</b> | 31.670 | 14.014   | 127.0 | 6        | 1:42.418 | 151.7 |
| 19  | 17            | Martin Ryba       | SVK                    | Brutal Fish Racing Team | SVK                   | Honda Civic Type R FK7 TCR | 13               | <b>26:36.161</b> | 37.352 | 5.682    | 126.6 | 6        | 1:45.130 | 147.8 |
| 20  | 66            | Gilles Colombani  | FRA                    | Team Clairet Sport      | FRA                   | Peugeot 308 TCR            | 13               | <b>26:37.651</b> | 38.842 | 1.490    | 126.4 | 6        | 1:48.462 | 143.3 |
| 21  | 30            | Luca Filippi      | ITA                    | BRC Racing Team         | ITA                   | Hyundai i30 N TCR          | 12               | <b>24:09.285</b> | 1 Lap  | 1 Lap    | 128.7 | 10       | 1:42.183 | 152.1 |
| 22  | 62            | Dušan Borković    | SRB                    | Target Competition      | SRB                   | Hyundai i30 N TCR          | 12               | <b>24:13.036</b> | 1 Lap  | 3.751    | 128.3 | 7        | 1:42.185 | 152.1 |
| 23  | 34            | Stian Paulsen     | NOR                    | Stian Paulsen Racing    | NOR                   | CUPRA TCR                  | 12               | <b>24:41.108</b> | 1 Lap  | 28.072   | 125.9 | 6        | 1:42.619 | 151.4 |
| 24  | 26            | Jessica Bäckman   | SW                     | Target Competition      | SW                    | Hyundai i30 N TCR          | 10               | <b>20:44.846</b> | 3 Laps | 2 Laps   | 124.8 | 6        | 1:43.907 | 149.6 |
| <b>Not classified: (Requirements: 75% of number laps of leader = 10 Laps)</b> |               |                   |                        |                         |                       |                            |                  |                  |        |          |       |          |          |       |
| 23  | Tamás Tenke   | HUN               | Zengő Motorsport       | HUN                     | CUPRA TCR             | 6                          | <b>12:30.298</b> | 7 Laps           | 4 Laps | 124.3    | 6     | 1:42.882 | 151.0    |       |
| 16  | Gilles Magnus | BEL               | Comtoy Racing          | BEL                     | Audi RS 3 LMS         | 6                          | <b>12:58.723</b> | 7 Laps           | 28.425 | 119.7    | 5     | 1:46.532 | 145.9    |       |
| 3   | Davit Kajaia  | GEO               | PCR Sport with Georgia | GEO                     | CUPRA TCR             | 4                          | <b>9:19.048</b>  | 9 Laps           | 2 Laps | 111.2    | 4     | 2:12.088 | 117.6    |       |
| 27  | John Filippi  | FRA               | Vuković Motorsport     | FRA                     | Renault Mégane RS TCR |                            |                  |                  |        |          |       |          |          |       |
| 99  | Dániel Nagy   | HUN               | M1RA Motorsport        | HUN                     | Hyundai i30 N TCR     |                            |                  |                  |        |          |       |          |          |       |

**Fastest lap POTTY in 1:42.131 at 152.2 Km/h in lap 10**

**CAR 50 +30 SECOND PENALTY APPLIED IN LIEU OF DRIVE THROUGH**

Published at:.....

Track Temp: **22.9 °C** Air Temp: **17.4 °C** Humidity: **67 %** Track Status: **WET**

|                  |                       |   |
|------------------|-----------------------|---|
| <b>Stewards:</b> | <b>Race Director:</b> | <b>Timekeeper:</b><br> |
|------------------|-----------------------|---|





Red Bull Ring

TCR Europe

Race - 2

Provisional Classification by Driver Fastest Lap



| Cls | Nº | Driver            | Nat | Team                    | Nat | Vehicle                    | Laps | Best | Time     | Gap    | Interval | Km/h  |
|-----|----|-------------------|-----|-------------------------|-----|----------------------------|------|------|----------|--------|----------|-------|
| 1   | 88 | Maxime Potty      | BEL | Team WRT                | BEL | Volkswagen Golf GTI TCR    | 13   | 10   | 1:42.131 |        |          | 152.2 |
| 2   | 8  | Luca Engstler     | GER | M1RA Motorsport         | GER | Hyundai i30 N TCR          | 13   | 6    | 1:42.183 | 0.052  | 0.052    | 152.1 |
| 3   | 30 | Luca Filippi      | ITA | BRC Racing Team         | ITA | Hyundai i30 N TCR          | 12   | 10   | 1:42.183 | 0.052  | 0.000    | 152.1 |
| 4   | 62 | Dušan Borković    | SRB | Target Competition      | SRB | Hyundai i30 N TCR          | 12   | 7    | 1:42.185 | 0.054  | 0.002    | 152.1 |
| 5   | 9  | Josh Files        | GBR | Target Competition      | GBR | Hyundai i30 N TCR          | 13   | 6    | 1:42.204 | 0.073  | 0.019    | 152.0 |
| 6   | 24 | Julien Briché     | FRA | JSB Compétition         | FRA | Peugeot 308 TCR            | 13   | 6    | 1:42.231 | 0.100  | 0.027    | 152.0 |
| 7   | 12 | Nelson Panciatici | FRA | M Racing                | FRA | Hyundai i30 N TCR          | 13   | 10   | 1:42.386 | 0.255  | 0.155    | 151.8 |
| 8   | 50 | Tom Coronel       | NED | Boutsen Ginion Racing   | NED | Honda Civic Type R FK7 TCR | 13   | 6    | 1:42.418 | 0.287  | 0.032    | 151.7 |
| 9   | 19 | Andreas Bäckma    | SWE | Target Competition      | SWE | Hyundai i30 N TCR          | 13   | 7    | 1:42.459 | 0.328  | 0.041    | 151.7 |
| 10  | 70 | Mat'ó Homola      | SVK | Target Competition      | SVK | Hyundai i30 N TCR          | 13   | 10   | 1:42.478 | 0.347  | 0.019    | 151.6 |
| 11  | 5  | Alex Morgan       | GBR | Wolf-Power Racing       | GBR | CUPRA TCR                  | 13   | 6    | 1:42.495 | 0.364  | 0.017    | 151.6 |
| 12  | 34 | Stian Paulsen     | NOR | Stian Paulsen Racing    | NOR | CUPRA TCR                  | 12   | 6    | 1:42.619 | 0.488  | 0.124    | 151.4 |
| 13  | 11 | Teddy Clairet     | FRA | Team Clairet Sport      | FRA | Peugeot 308 TCR            | 13   | 6    | 1:42.646 | 0.515  | 0.027    | 151.4 |
| 14  | 7  | Aurélien Comte    | FRA | DG Sport Compétition    | FRA | Peugeot 308 TCR            | 13   | 10   | 1:42.817 | 0.686  | 0.171    | 151.1 |
| 15  | 23 | Tamás Tenke       | HUN | Zengő Motorsport        | HUN | CUPRA TCR                  | 6    | 6    | 1:42.882 | 0.751  | 0.065    | 151.0 |
| 16  | 12 | Daniel Lloyd      | GBR | Brutal Fish Racing Team | GBR | Honda Civic Type R FK7 TCR | 13   | 10   | 1:42.936 | 0.805  | 0.054    | 151.0 |
| 17  | 55 | Santiago Urrutia  | URU | Team WRT                | URU | Audi RS 3 LMS              | 13   | 6    | 1:43.076 | 0.945  | 0.140    | 150.8 |
| 18  | 45 | Gianni Morbidelli | ITA | WestCoast Racing        | ITA | Volkswagen Golf GTI TCR    | 13   | 6    | 1:43.279 | 1.148  | 0.203    | 150.5 |
| 19  | 46 | Olli Kangas       | FIN | WestCoast Racing        | FIN | Volkswagen Golf GTI TCR    | 13   | 10   | 1:43.541 | 1.410  | 0.262    | 150.1 |
| 20  | 10 | Viktor Davidovski | MKD | PSS Racing Team         | MKD | Honda Civic Type R FK7 TCR | 13   | 10   | 1:43.696 | 1.565  | 0.155    | 149.9 |
| 21  | 26 | Jessica Bäckman   | SWE | Target Competition      | SWE | Hyundai i30 N TCR          | 10   | 6    | 1:43.907 | 1.776  | 0.211    | 149.6 |
| 22  | 25 | Natan Bihel       | FRA | M Racing                | FRA | Hyundai i30 N TCR          | 13   | 10   | 1:44.138 | 2.007  | 0.231    | 149.2 |
| 23  | 11 | Jimmy Clairet     | FRA | Team Clairet Sport      | FRA | Peugeot 308 TCR            | 13   | 10   | 1:44.163 | 2.032  | 0.025    | 149.2 |
| 24  | 17 | Martin Ryba       | SVK | Brutal Fish Racing Team | SVK | Honda Civic Type R FK7 TCR | 13   | 6    | 1:45.130 | 2.999  | 0.967    | 147.8 |
| 25  | 16 | Gilles Magnus     | BEL | Comtoy Racing           | BEL | Audi RS 3 LMS              | 6    | 5    | 1:46.532 | 4.401  | 1.402    | 145.9 |
| 26  | 66 | Gilles Colombani  | FRA | Team Clairet Sport      | FRA | Peugeot 308 TCR            | 13   | 6    | 1:48.462 | 6.331  | 1.930    | 143.3 |
| 27  | 3  | Davit Kajaia      | GEO | PCR Sport with Georgia  | GEO | CUPRA TCR                  | 4    | 4    | 2:12.088 | 29.957 | 23.626   | 117.6 |





Red Bull Ring

TCR Europe

Race - 2

Distance and Speed Average



| Cls   | Nº  | Driver            | Nat | Team                    | Nat | Vehicle                    | Cls | Laps | Distance | Total Time | Km/h  |
|---|-----|-------------------|-----|-------------------------|-----|----------------------------|-----|------|----------|------------|-------|
| 1   | 8   | Luca Engstler     | GER | M1RA Motorsport         | GER | Hyundai i30 N TCR          | 1   | 13   | 56.13    | 25:58.809  | 129.6 |
| 2   | 9   | Josh Files        | GBR | Target Competition      | GBR | Hyundai i30 N TCR          | 2   | 13   | 56.13    | 26:00.014  | 129.5 |
| 3   | 5   | Alex Morgan       | GBR | Wolf-Power Racing       | GBR | CUPRA TCR                  | 1   | 13   | 56.13    | 26:01.742  | 129.3 |
| 4   | 12  | Nelson Panciatici | FRA | M Racing                | FRA | Hyundai i30 N TCR          | 3   | 13   | 56.13    | 26:01.960  | 129.3 |
| 5   | 45  | Gianni Morbidelli | ITA | WestCoast Racing        | ITA | Volkswagen Golf GTI TCR    | 1   | 13   | 56.13    | 26:03.258  | 129.2 |
| 6   | 70  | Mat'o Homola      | SVK | Target Competition      | SVK | Hyundai i30 N TCR          | 4   | 13   | 56.13    | 26:03.551  | 129.2 |
| 7   | 55  | Santiago Urrutia  | URU | Team WRT                | URU | Audi RS 3 LMS              | 1   | 13   | 56.13    | 26:03.735  | 129.2 |
| 8   | 88  | Maxime Potty      | BEL | Team WRT                | BEL | Volkswagen Golf GTI TCR    | 2   | 13   | 56.13    | 26:04.094  | 129.2 |
| 9   | 19  | Andreas Bäckman   | SWE | Target Competition      | SWE | Hyundai i30 N TCR          | 5   | 13   | 56.13    | 26:04.446  | 129.1 |
| 10  | 7   | Aurélien Comte    | FRA | DG Sport Compétition    | FRA | Peugeot 308 TCR            | 1   | 13   | 56.13    | 26:05.534  | 129.0 |
| 11  | 25  | Natan Bihel       | FRA | M Racing                | FRA | Hyundai i30 N TCR          | 6   | 13   | 56.13    | 26:10.442  | 128.6 |
| 12  | 24  | Julien Briché     | FRA | JSB Compétition         | FRA | Peugeot 308 TCR            | 2   | 13   | 56.13    | 26:10.700  | 128.6 |
| 13  | 112 | Jimmy Clairet     | FRA | Team Clairet Sport      | FRA | Peugeot 308 TCR            | 3   | 13   | 56.13    | 26:11.012  | 128.6 |
| 14  | 10  | Viktor Davidovski | MKD | PSS Racing Team         | MKD | Honda Civic Type R FK7 TCR | 1   | 13   | 56.13    | 26:12.024  | 128.5 |
| 15  | 111 | Teddy Clairet     | FRA | Team Clairet Sport      | FRA | Peugeot 308 TCR            | 4   | 13   | 56.13    | 26:12.861  | 128.4 |
| 16  | 123 | Daniel Lloyd      | GBR | Brutal Fish Racing Team | GBR | Honda Civic Type R FK7 TCR | 2   | 13   | 56.13    | 26:14.180  | 128.3 |
| 17  | 46  | Olli Kangas       | FIN | WestCoast Racing        | FIN | Volkswagen Golf GTI TCR    | 3   | 13   | 56.13    | 26:16.465  | 128.1 |
| 18  | 50  | Tom Coronel       | NED | Boutsen Ginion Racing   | NED | Honda Civic Type R FK7 TCR | 3   | 13   | 56.13    | 26:30.479  | 127.0 |
| 19  | 17  | Martin Ryba       | SVK | Brutal Fish Racing Team | SVK | Honda Civic Type R FK7 TCR | 4   | 13   | 56.13    | 26:36.161  | 126.6 |
| 20  | 66  | Gilles Colombani  | FRA | Team Clairet Sport      | FRA | Peugeot 308 TCR            | 5   | 13   | 56.13    | 26:37.651  | 126.4 |
| 21  | 30  | Luca Filippi      | ITA | BRC Racing Team         | ITA | Hyundai i30 N TCR          | 7   | 12   | 51.81    | 24:09.285  | 128.7 |
| 22  | 62  | Dušan Borković    | SRB | Target Competition      | SRB | Hyundai i30 N TCR          | 8   | 12   | 51.81    | 24:13.036  | 128.3 |
| 23  | 34  | Stian Paulsen     | NOR | Stian Paulsen Racing    | NOR | CUPRA TCR                  | 2   | 12   | 51.81    | 24:41.108  | 125.9 |
| 24  | 26  | Jessica Bäckman   | SWE | Target Competition      | SWE | Hyundai i30 N TCR          | 9   | 10   | 43.18    | 20:44.846  | 124.8 |
| <b>Not classified: (Requirements: 75% of number laps of leader = 10 Laps)</b> |     |                   |     |                         |     |                            |     |      |          |            |       |
|   | 23  | Tamás Tenke       | HUN | Zengő Motorsport        | HUN | CUPRA TCR                  | 3   | 6    | 25.90    | 12:30.298  | 124.3 |
|   | 16  | Gilles Magnus     | BEL | Comtoy Racing           | BEL | Audi RS 3 LMS              | 2   | 6    | 25.90    | 12:58.723  | 119.7 |
|   | 3   | Davit Kajaia      | GEO | PCR Sport with Georgia  | GEO | CUPRA TCR                  | 4   | 4    | 17.27    | 9:19.048   | 111.2 |
|   | 27  | John Filippi      | FRA | Vuković Motorsport      | FRA | Renault Mégane RS TCR      | 1   |      |          |            |       |
|   | 99  | Dániel Nagy       | HUN | M1RA Motorsport         | HUN | Hyundai i30 N TCR          | 10  |      |          |            |       |





**Red Bull Ring**  
TCR Europe  
Race - 2  
Lap Analysis



**3** Davit Kajaia CUPRA TCR  
PCR Sport with Georgia

| Lap D | Time       | Sector 1 | Sector 2 | Sector 3 | T. Spd | Elapsed  |
|-------|------------|----------|----------|----------|--------|----------|
| 1     | 2:15.244   | 29.413   | 1:00.227 | 45.604   | 215.5  | 2:15.244 |
| 2     | 2:31.910   | 41.919   | 1:04.985 | 45.006   | 129.3  | 4:47.154 |
| 3     | 2:19.806   | 37.355   | 1:02.003 | 40.448   | 153.1  | 7:06.960 |
| 4     | 2:12.088 P | 26.765   | 53.130   | 52.193   | 180.3  | 9:19.048 |

**9** Josh Files Hyundai i30 N TCR  
Target Competition

| Lap D | Time     | Sector 1 | Sector 2 | Sector 3 | T. Spd | Elapsed  |
|-------|----------|----------|----------|----------|--------|----------|
| 1     | 2:21.454 | 30.514   | 1:02.793 | 48.147   | 208.0  | 2:21.454 |
| 2     | 2:32.048 | 41.937   | 1:04.058 | 46.053   | 137.9  | 4:53.502 |
| 3     | 2:15.884 | 39.263   | 57.426   | 39.195   | 136.5  | 7:09.386 |
| 4     | 1:49.059 | 26.427   | 47.977   | 34.655   | 200.7  | 8:58.445 |

**5** Alex Morgan CUPRA TCR  
Wolf-Power Racing

| Lap D | Time     | Sector 1 | Sector 2 | Sector 3 | T. Spd | Elapsed   |
|-------|----------|----------|----------|----------|--------|-----------|
| 1     | 2:14.637 | 29.143   | 59.989   | 45.505   | 211.3  | 2:14.637  |
| 2     | 2:32.158 | 41.352   | 1:05.611 | 45.195   | 118.0  | 4:46.795  |
| 3     | 2:18.871 | 36.344   | 1:02.581 | 39.946   | 162.6  | 7:05.666  |
| 4     | 1:49.409 | 26.383   | 49.075   | 33.951   | 193.5  | 8:55.075  |
| 5     | 1:46.152 | 26.397   | 46.860   | 32.895   | 199.2  | 10:41.227 |
| 6     | 1:42.495 | 25.821   | 45.177   | 31.497   | 214.7  | 12:23.722 |
| 7     | 1:42.984 | 24.662   | 43.957   | 34.365   | 216.4  | 14:06.706 |
| 8     | 2:31.711 | 29.579   | 1:12.006 | 50.126   | 148.5  | 16:38.417 |
| 9     | 2:15.788 | 36.732   | 1:04.116 | 34.940   | 157.6  | 18:54.205 |
| 10    | 1:43.767 | 24.880   | 46.390   | 32.497   | 210.5  | 20:37.972 |
| 11    | 1:45.889 | 25.155   | 49.037   | 31.697   | 187.8  | 22:23.861 |
| 12    | 1:46.849 | 24.655   | 49.149   | 33.045   | 196.7  | 24:10.710 |
| 13    | 1:51.032 | 25.438   | 50.990   | 34.604   | 201.1  | 26:01.742 |

**5** 1:45.438 25.943 46.541 32.954 209.7 10:43.883  
**6** 1:42.204 25.323 45.104 31.777 214.7 12:26.087  
**7** 1:44.140 24.317 45.174 34.649 217.7 14:10.227  
**8** 2:32.339 29.371 1:11.242 51.726 166.6 16:42.566  
**9** 2:12.834 36.498 1:02.774 33.562 140.6 18:55.400  
**10** 1:42.577 24.395 46.545 31.637 207.2 20:37.977  
**11** 1:45.506 24.761 48.907 31.838 193.8 22:23.483  
**12** 1:48.351 24.494 49.737 34.120 198.5 24:11.834  
**13** 1:48.180 25.309 48.887 33.984 201.8 26:00.014

**10** Viktor Davidovski Honda Civic Type R FK7 TCR  
PSS Racing Team

| Lap D | Time     | Sector 1 | Sector 2 | Sector 3 | T. Spd | Elapsed   |
|-------|----------|----------|----------|----------|--------|-----------|
| 1     | 2:26.750 | 33.476   | 1:04.397 | 48.877   | 211.3  | 2:26.750  |
| 2     | 2:32.566 | 43.360   | 1:02.704 | 46.502   | 128.7  | 4:59.316  |
| 3     | 2:12.905 | 38.985   | 56.669   | 37.251   | 122.7  | 7:12.221  |
| 4     | 1:49.745 | 26.598   | 48.602   | 34.545   | 192.8  | 9:01.966  |
| 5     | 1:47.404 | 26.207   | 47.584   | 33.613   | 197.0  | 10:49.370 |
| 6     | 1:44.185 | 25.847   | 45.445   | 32.893   | 213.8  | 12:33.555 |
| 7     | 1:44.358 | 25.155   | 44.548   | 34.655   | 215.5  | 14:17.913 |
| 8     | 2:31.926 | 30.145   | 1:08.690 | 53.091   | 185.2  | 16:49.839 |
| 9     | 2:09.767 | 35.612   | 1:00.396 | 33.759   | 147.5  | 18:59.606 |
| 10    | 1:43.696 | 25.066   | 46.711   | 31.919   | 211.7  | 20:43.302 |
| 11    | 1:47.290 | 24.954   | 48.757   | 33.579   | 194.2  | 22:30.592 |
| 12    | 1:49.493 | 25.015   | 50.163   | 34.315   | 198.5  | 24:20.085 |
| 13    | 1:51.939 | 25.995   | 51.142   | 34.802   | 205.7  | 26:12.024 |

**7** Aurélien Comte Peugeot 308 TCR  
DG Sport Compétition

| Lap D | Time     | Sector 1 | Sector 2 | Sector 3 | T. Spd | Elapsed   |
|-------|----------|----------|----------|----------|--------|-----------|
| 1     | 2:25.075 | 31.753   | 1:04.102 | 49.220   | 211.7  | 2:25.075  |
| 2     | 2:32.532 | 42.683   | 1:02.282 | 47.567   | 145.9  | 4:57.607  |
| 3     | 2:13.113 | 38.681   | 56.813   | 37.619   | 126.3  | 7:10.720  |
| 4     | 1:50.206 | 26.851   | 48.728   | 34.627   | 182.4  | 9:00.926  |
| 5     | 1:47.313 | 26.630   | 47.753   | 32.930   | 191.1  | 10:48.239 |
| 6     | 1:44.360 | 25.285   | 46.394   | 32.681   | 203.0  | 12:32.599 |
| 7     | 1:44.590 | 24.747   | 45.215   | 34.628   | 215.1  | 14:17.189 |
| 8     | 2:32.000 | 30.252   | 1:08.387 | 53.361   | 177.0  | 16:49.189 |
| 9     | 2:09.202 | 35.721   | 1:00.189 | 33.292   | 150.8  | 18:58.391 |
| 10    | 1:42.817 | 24.537   | 46.912   | 31.368   | 200.7  | 20:41.208 |
| 11    | 1:46.541 | 24.625   | 49.644   | 32.272   | 182.1  | 22:27.749 |
| 12    | 1:48.037 | 24.591   | 49.828   | 33.618   | 184.6  | 24:15.786 |
| 13    | 1:49.748 | 25.124   | 50.094   | 34.530   | 186.2  | 26:05.534 |

**12** Nelson Panciatici Hyundai i30 N TCR  
M Racing

| Lap D | Time     | Sector 1 | Sector 2 | Sector 3 | T. Spd | Elapsed   |
|-------|----------|----------|----------|----------|--------|-----------|
| 1     | 2:37.261 | 40.115   | 1:08.067 | 49.079   | 214.7  | 2:37.261  |
| 2     | 2:32.877 | 46.523   | 1:00.178 | 46.176   | 136.7  | 5:10.138  |
| 3     | 2:09.352 | 40.001   | 54.964   | 34.387   | 90.0   | 7:19.490  |
| 4     | 1:46.066 | 26.133   | 46.750   | 33.183   | 207.2  | 9:05.556  |
| 5     | 1:44.848 | 25.661   | 45.740   | 33.447   | 210.9  | 10:50.404 |
| 6     | 1:42.633 | 25.636   | 45.515   | 31.482   | 214.7  | 12:33.037 |
| 7     | 1:42.823 | 24.478   | 44.335   | 34.010   | 221.3  | 14:15.860 |
| 8     | 2:31.363 | 29.926   | 1:08.992 | 52.445   | 146.9  | 16:47.223 |
| 9     | 2:10.054 | 36.973   | 1:00.374 | 32.707   | 148.5  | 18:57.277 |
| 10    | 1:42.386 | 24.810   | 46.541   | 31.035   | 211.3  | 20:39.663 |
| 11    | 1:46.597 | 24.287   | 49.485   | 32.825   | 189.1  | 22:26.260 |
| 12    | 1:47.453 | 24.672   | 48.759   | 34.022   | 203.0  | 24:13.713 |
| 13    | 1:48.247 | 24.959   | 49.138   | 34.150   | 208.4  | 26:01.960 |

**8** Luca Engstler Hyundai i30 N TCR  
M1RA Motorsport

| Lap D | Time     | Sector 1 | Sector 2 | Sector 3 | T. Spd | Elapsed   |
|-------|----------|----------|----------|----------|--------|-----------|
| 1     | 2:12.587 | 28.837   | 58.570   | 45.180   | 215.1  | 2:12.587  |
| 2     | 2:31.582 | 41.526   | 1:04.502 | 45.554   | 139.1  | 4:44.169  |
| 3     | 2:20.871 | 36.097   | 1:03.790 | 40.984   | 160.7  | 7:05.040  |
| 4     | 1:49.476 | 26.775   | 48.984   | 33.717   | 191.4  | 8:54.516  |
| 5     | 1:46.131 | 26.322   | 47.123   | 32.686   | 194.5  | 10:40.647 |
| 6     | 1:42.183 | 25.671   | 45.019   | 31.493   | 211.7  | 12:22.830 |
| 7     | 1:43.057 | 24.719   | 44.093   | 34.245   | 214.2  | 14:05.887 |
| 8     | 2:30.988 | 29.443   | 1:11.997 | 49.548   | 150.0  | 16:36.875 |
| 9     | 2:16.397 | 37.348   | 1:04.214 | 34.835   | 141.3  | 18:53.272 |
| 10    | 1:43.140 | 25.122   | 46.955   | 31.063   | 209.3  | 20:36.412 |
| 11    | 1:46.281 | 24.505   | 49.634   | 32.142   | 207.2  | 22:22.693 |
| 12    | 1:47.230 | 24.389   | 49.472   | 33.369   | 205.3  | 24:09.923 |
| 13    | 1:48.886 | 25.248   | 49.747   | 33.891   | 200.7  | 25:58.809 |





**Red Bull Ring**  
**TCR Europe**  
**Race - 2**  
**Lap Analysis**



**16**

Gilles Magnus

Audi RS 3 LMS

**24**

Julien Briché

Peugeot 308 TCR

Comtoy Racing

JSB Compétition

| Lap D | Time            | Sector 1      | Sector 2      | Sector 3      | T. Spd | Elapsed   | Lap D | Time            | Sector 1 | Sector 2 | Sector 3      | T. Spd | Elapsed   |
|-------|-----------------|---------------|---------------|---------------|--------|-----------|-------|-----------------|----------|----------|---------------|--------|-----------|
| 1     | 2:18.408        | 29.913        | 1:01.828      | 46.667        | 213.4  | 2:18.408  | 1     | 2:34.909        | 36.461   | 1:08.691 | 49.757        | 189.8  | 2:34.909  |
| 2     | 2:31.780        | 42.016        | 1:04.404      | 45.360        | 146.7  | 4:50.188  | 2     | 2:32.824        | 46.437   | 1:00.444 | 45.943        | 141.7  | 5:07.733  |
| 3     | 2:18.454        | 38.615        | 59.804        | 40.035        | 165.8  | 7:08.642  | 3     | 2:11.243        | 39.596   | 56.274   | 35.373        | 96.6   | 7:18.976  |
| 4     | 1:48.863        | 26.424        | 48.194        | 34.245        | 193.5  | 8:57.505  | 4     | 1:49.335        | 26.467   | 48.671   | 34.197        | 198.5  | 9:08.311  |
| 5     | <b>1:46.532</b> | 26.182        | <b>47.004</b> | <b>33.346</b> | 199.6  | 10:44.037 | 5     | 1:44.638        | 26.647   | 45.966   | 32.025        | 213.0  | 10:52.949 |
| 6     | 2:14.686 P      | <b>26.017</b> | 48.544        | 1:00.125      | 197.4  | 12:58.723 | 6     | <b>1:42.231</b> | 25.293   | 45.433   | <b>31.505</b> | 213.0  | 12:35.180 |

**17**

Martin Ryba

Honda Civic Type R FK7 TCR

Brutal Fish Racing Team

| Lap D | Time            | Sector 1      | Sector 2      | Sector 3      | T. Spd | Elapsed   | Lap D | Time     | Sector 1      | Sector 2      | Sector 3 | T. Spd | Elapsed   |
|-------|-----------------|---------------|---------------|---------------|--------|-----------|-------|----------|---------------|---------------|----------|--------|-----------|
| 1     | 2:28.566        | 34.670        | 1:05.466      | 48.430        | 206.5  | 2:28.566  | 7     | 1:46.012 | <b>24.821</b> | <b>44.944</b> | 36.247   | 216.4  | 14:21.192 |
| 2     | 2:32.597        | 43.040        | 1:03.067      | 46.490        | 143.6  | 5:01.163  | 8     | 2:31.976 | 30.844        | 1:06.473      | 54.659   | 165.1  | 16:53.168 |
| 3     | 2:12.308        | 39.530        | 57.071        | 35.707        | 112.6  | 7:13.471  | 9     | 2:07.036 | 36.566        | 57.536        | 32.934   | 156.0  | 19:00.204 |
| 4     | 1:57.472        | 30.010        | 49.487        | 37.975        | 184.6  | 9:10.943  | 10    | 1:44.186 | 25.395        | 47.016        | 31.775   | 211.3  | 20:44.390 |
| 5     | 1:48.649        | 26.275        | 48.492        | 33.882        | 189.4  | 10:59.592 | 11    | 1:47.718 | 25.299        | 50.124        | 32.295   | 197.0  | 22:32.108 |
| 6     | <b>1:45.130</b> | 25.456        | <b>47.226</b> | 32.448        | 211.3  | 12:44.722 | 12    | 1:48.577 | 24.926        | 49.683        | 33.968   | 192.8  | 24:20.685 |
| 7     | 1:48.974        | 25.943        | 48.486        | 34.545        | 209.3  | 14:33.696 | 13    | 1:50.015 | 25.852        | 49.619        | 34.544   | 192.5  | 26:10.700 |
| 8     | 2:23.538        | 25.611        | 1:02.733      | 55.194        | 200.0  | 16:57.234 |       |          |               |               |          |        |           |
| 9     | 2:05.890        | 36.875        | 55.787        | 33.228        | 165.3  | 19:03.124 |       |          |               |               |          |        |           |
| 10    | 1:46.064        | 25.484        | 48.598        | <b>31.982</b> | 184.6  | 20:49.188 |       |          |               |               |          |        |           |
| 11    | 1:58.899        | 25.129        | 59.042        | 34.728        | 177.0  | 22:48.087 |       |          |               |               |          |        |           |
| 12    | 1:52.019        | <b>25.094</b> | 50.916        | 36.009        | 189.8  | 24:40.106 |       |          |               |               |          |        |           |
| 13    | 1:56.055        | 25.919        | 52.244        | 37.892        | 186.2  | 26:36.161 |       |          |               |               |          |        |           |

**25**

Natan Bihel

Hyundai i30 N TCR

M Racing

| Lap D | Time            | Sector 1      | Sector 2      | Sector 3      | T. Spd | Elapsed   | Lap D | Time            | Sector 1      | Sector 2      | Sector 3      | T. Spd | Elapsed   |
|-------|-----------------|---------------|---------------|---------------|--------|-----------|-------|-----------------|---------------|---------------|---------------|--------|-----------|
| 1     | 2:27.580        | 34.426        | 1:03.954      | 49.200        | 198.1  | 2:27.580  | 1     | 2:27.580        | 34.426        | 1:03.954      | 49.200        | 198.1  | 2:27.580  |
| 2     | 2:32.562        | 43.229        | 1:02.686      | 46.647        | 146.5  | 5:00.142  | 2     | 2:32.562        | 43.229        | 1:02.686      | 46.647        | 146.5  | 5:00.142  |
| 3     | 2:12.810        | 39.090        | 56.158        | 37.562        | 118.1  | 7:12.952  | 3     | 2:12.810        | 39.090        | 56.158        | 37.562        | 118.1  | 7:12.952  |
| 4     | 1:49.621        | 26.803        | 48.006        | 34.812        | 192.8  | 9:02.573  | 4     | 1:49.621        | 26.803        | 48.006        | 34.812        | 192.8  | 9:02.573  |
| 5     | 1:47.703        | 26.445        | 47.659        | 33.599        | 197.8  | 10:50.276 | 5     | 1:47.703        | 26.445        | 47.659        | 33.599        | 197.8  | 10:50.276 |
| 6     | 1:44.205        | 25.843        | 45.816        | 32.546        | 209.3  | 12:34.481 | 6     | 1:44.205        | 25.843        | 45.816        | 32.546        | 209.3  | 12:34.481 |
| 7     | 1:45.547        | 25.214        | <b>45.035</b> | 35.298        | 216.0  | 14:20.028 | 7     | 1:45.547        | 25.214        | <b>45.035</b> | 35.298        | 216.0  | 14:20.028 |
| 8     | 2:32.322        | 30.174        | 1:07.633      | 54.515        | 187.5  | 16:52.350 | 8     | 2:32.322        | 30.174        | 1:07.633      | 54.515        | 187.5  | 16:52.350 |
| 9     | 2:07.649        | 36.114        | 58.299        | 33.236        | 169.2  | 18:59.999 | 9     | 2:07.649        | 36.114        | 58.299        | 33.236        | 169.2  | 18:59.999 |
| 10    | <b>1:44.138</b> | 25.610        | 46.768        | <b>31.760</b> | 214.2  | 20:44.137 | 10    | <b>1:44.138</b> | 25.610        | 46.768        | <b>31.760</b> | 214.2  | 20:44.137 |
| 11    | 1:46.242        | 24.940        | 48.562        | 32.740        | 201.1  | 22:30.379 | 11    | 1:46.242        | 24.940        | 48.562        | 32.740        | 201.1  | 22:30.379 |
| 12    | 1:48.446        | <b>24.775</b> | 49.851        | 33.820        | 210.9  | 24:18.825 | 12    | 1:48.446        | <b>24.775</b> | 49.851        | 33.820        | 210.9  | 24:18.825 |
| 13    | 1:51.617        | 25.709        | 50.649        | 35.259        | 202.2  | 26:10.442 | 13    | 1:51.617        | 25.709        | 50.649        | 35.259        | 202.2  | 26:10.442 |

**26**

Jessica Bäckman

Hyundai i30 N TCR

Target Competition

| Lap D | Time            | Sector 1      | Sector 2      | Sector 3      | T. Spd | Elapsed   | Lap D | Time            | Sector 1      | Sector 2      | Sector 3      | T. Spd | Elapsed   |
|-------|-----------------|---------------|---------------|---------------|--------|-----------|-------|-----------------|---------------|---------------|---------------|--------|-----------|
| 1     | 2:30.952        | 35.076        | 1:06.714      | 49.162        | 199.2  | 2:30.952  | 1     | 2:30.952        | 35.076        | 1:06.714      | 49.162        | 199.2  | 2:30.952  |
| 2     | 2:33.219        | 43.278        | 1:02.080      | 47.861        | 139.5  | 5:04.171  | 2     | 2:33.219        | 43.278        | 1:02.080      | 47.861        | 139.5  | 5:04.171  |
| 3     | 2:10.442        | 39.041        | 56.527        | 34.874        | 84.2   | 7:14.613  | 3     | 2:10.442        | 39.041        | 56.527        | 34.874        | 84.2   | 7:14.613  |
| 4     | 1:49.499        | 25.863        | 48.859        | 34.777        | 204.1  | 9:04.112  | 4     | 1:49.499        | 25.863        | 48.859        | 34.777        | 204.1  | 9:04.112  |
| 5     | 1:46.537        | 26.099        | 47.183        | 33.255        | 199.6  | 10:50.649 | 5     | 1:46.537        | 26.099        | 47.183        | 33.255        | 199.6  | 10:50.649 |
| 6     | <b>1:43.907</b> | 25.768        | <b>45.815</b> | 32.324        | 204.1  | 12:34.556 | 6     | <b>1:43.907</b> | 25.768        | <b>45.815</b> | 32.324        | 204.1  | 12:34.556 |
| 7     | 1:47.581        | 25.171        | 46.285        | 36.125        | 219.9  | 14:22.137 | 7     | 1:47.581        | 25.171        | 46.285        | 36.125        | 219.9  | 14:22.137 |
| 8     | 2:32.317        | 30.567        | 1:06.772      | 54.978        | 164.1  | 16:54.454 | 8     | 2:32.317        | 30.567        | 1:06.772      | 54.978        | 164.1  | 16:54.454 |
| 9     | 2:06.377        | 35.960        | 57.643        | 32.774        | 148.1  | 19:00.831 | 9     | 2:06.377        | 35.960        | 57.643        | 32.774        | 148.1  | 19:00.831 |
| 10    | 1:44.015        | <b>24.872</b> | 47.809        | <b>31.334</b> | 212.1  | 20:44.846 | 10    | 1:44.015        | <b>24.872</b> | 47.809        | <b>31.334</b> | 212.1  | 20:44.846 |
| 11    |                 | 25.038        | 49.497        |               | 197.4  |           | 11    |                 | 25.038        | 49.497        |               | 197.4  |           |

**23**

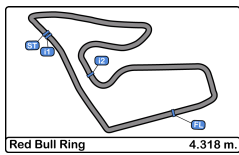
Tamás Tenke

CUPRA TCR

Zengő Motorsport

| Lap D | Time            | Sector 1      | Sector 2      | Sector 3      | T. Spd | Elapsed   |
|-------|-----------------|---------------|---------------|---------------|--------|-----------|
| 1     | 2:25.822        | 32.036        | 1:04.744      | 49.042        | 217.3  | 2:25.822  |
| 2     | 2:32.639        | 42.833        | 1:01.871      | 47.935        | 130.2  | 4:58.461  |
| 3     | 2:12.848        | 38.983        | 56.742        | 37.123        | 121.2  | 7:11.309  |
| 4     | 1:50.324        | 26.110        | 49.044        | 35.170        | 198.8  | 9:01.633  |
| 5     | 1:45.783        | 25.915        | 46.921        | 32.947        | 211.7  | 10:47.416 |
| 6     | <b>1:42.882</b> | <b>25.042</b> | <b>45.893</b> | <b>31.947</b> | 213.4  | 12:30.298 |





**Red Bull Ring**  
**TCR Europe**  
**Race - 2**  
**Lap Analysis**



**30**

Luca Filippi

Hyundai i30 N TCR **46**

Olli Kangas

Volkswagen Golf GTI TCR

BRC Racing Team

WestCoast Racing

| Lap D | Time     | Sector 1 | Sector 2 | Sector 3 | T. Spd | Elapsed   | Lap D | Time     | Sector 1 | Sector 2 | Sector 3 | T. Spd | Elapsed   |
|-------|----------|----------|----------|----------|--------|-----------|-------|----------|----------|----------|----------|--------|-----------|
| 1     | 2:17.878 | 29.921   | 1:00.957 | 47.000   | 208.8  | 2:17.878  | 1     | 2:35.650 | 36.320   | 1:09.737 | 49.593   | 180.3  | 2:35.650  |
| 2     | 2:31.388 | 41.045   | 1:04.991 | 45.352   | 119.7  | 4:49.266  | 2     | 2:33.271 | 46.584   | 1:00.240 | 46.447   | 141.3  | 5:08.921  |
| 3     | 2:19.119 | 38.317   | 1:00.566 | 40.236   | 165.1  | 7:08.385  | 3     | 2:10.445 | 39.570   | 55.818   | 35.057   | 88.8   | 7:19.366  |
| 4     | 1:47.520 | 26.273   | 47.164   | 34.083   | 197.0  | 8:55.905  | 4     | 1:50.753 | 26.546   | 47.967   | 36.240   | 187.8  | 9:10.119  |
| 5     | 1:46.054 | 26.339   | 46.822   | 32.893   | 208.0  | 10:41.959 | 5     | 1:45.705 | 25.995   | 47.157   | 32.553   | 190.4  | 10:55.824 |
| 6     | 1:42.621 | 25.562   | 45.236   | 31.823   | 200.3  | 12:24.580 | 6     | 1:44.481 | 25.611   | 46.645   | 32.225   | 211.3  | 12:40.305 |
| 7     | 1:43.400 | 24.699   | 44.130   | 34.571   | 218.1  | 14:07.980 | 7     | 1:45.100 | 25.559   | 45.878   | 33.663   | 214.7  | 14:25.405 |
| 8     | 2:31.465 | 29.484   | 1:11.892 | 50.089   | 130.5  | 16:39.445 | 8     | 2:30.853 | 29.607   | 1:06.344 | 54.902   | 148.5  | 16:56.258 |
| 9     | 2:15.321 | 36.971   | 1:03.543 | 34.807   | 180.3  | 18:54.766 | 9     | 2:05.438 | 36.628   | 56.273   | 32.537   | 159.0  | 19:01.696 |
| 10    | 1:42.183 | 24.686   | 46.022   | 31.475   | 217.7  | 20:36.949 | 10    | 1:43.541 | 24.695   | 47.383   | 31.463   | 207.6  | 20:45.237 |
| 11    | 1:45.488 | 24.407   | 48.844   | 32.237   | 208.4  | 22:22.437 | 11    | 1:47.661 | 25.090   | 49.816   | 32.755   | 175.8  | 22:32.898 |
| 12    | 1:46.848 | 24.448   | 49.037   | 33.363   | 208.8  | 24:09.285 | 12    | 1:49.549 | 25.157   | 50.231   | 34.161   | 186.2  | 24:22.447 |
| 13    |          | 25.450   | 49.830   |          | 210.9  |           | 13    | 1:54.018 | 25.887   | 51.947   | 36.184   | 189.4  | 26:16.465 |

**34**

Stian Paulsen

CUPRA TCR **50**

Tom Coronel

Honda Civic Type R FK7 TCR

Stian Paulsen Racing

Boutsen Ginion Racing

| Lap D | Time       | Sector 1 | Sector 2 | Sector 3 | T. Spd | Elapsed   | Lap D | Time     | Sector 1 | Sector 2 | Sector 3 | T. Spd | Elapsed   |
|-------|------------|----------|----------|----------|--------|-----------|-------|----------|----------|----------|----------|--------|-----------|
| 1     | 2:20.262   | 30.378   | 1:02.133 | 47.751   | 218.1  | 2:20.262  | 1     | 2:10.100 | 28.164   | 56.612   | 45.324   | 210.1  | 2:10.100  |
| 2     | 2:31.199   | 41.493   | 1:03.929 | 45.777   | 129.6  | 4:51.461  | 2     | 2:31.929 | 41.258   | 1:05.451 | 45.220   | 119.3  | 4:42.029  |
| 3     | 2:17.626   | 38.612   | 59.400   | 39.614   | 160.9  | 7:09.087  | 3     | 2:21.642 | 35.728   | 1:04.912 | 41.002   | 136.3  | 7:03.671  |
| 4     | 1:47.299   | 26.156   | 47.343   | 33.800   | 192.1  | 8:56.386  | 4     | 1:48.421 | 26.356   | 48.446   | 33.619   | 198.8  | 8:52.092  |
| 5     | 1:46.018   | 26.610   | 46.485   | 32.923   | 211.7  | 10:42.404 | 5     | 1:47.094 | 27.547   | 47.008   | 32.539   | 201.1  | 10:39.186 |
| 6     | 1:42.619   | 25.884   | 45.164   | 31.571   | 212.5  | 12:25.023 | 6     | 1:42.418 | 25.865   | 44.976   | 31.577   | 209.7  | 12:21.604 |
| 7     | 1:44.226   | 24.949   | 43.837   | 35.440   | 218.6  | 14:09.249 | 7     | 1:43.122 | 24.647   | 44.087   | 34.388   | 211.3  | 14:04.726 |
| 8     | 2:31.362   | 29.200   | 1:11.502 | 50.660   | 148.3  | 16:40.611 | 8     | 2:31.543 | 29.599   | 1:12.251 | 49.693   | 142.4  | 16:36.269 |
| 9     | 2:14.224   | 36.693   | 1:03.194 | 34.337   | 178.8  | 18:54.835 | 9     | 2:16.677 | 37.295   | 1:04.431 | 34.951   | 144.1  | 18:52.946 |
| 10    | 1:42.716   | 24.593   | 46.406   | 31.717   | 215.5  | 20:37.551 | 10    | 1:42.470 | 25.176   | 46.283   | 31.011   | 208.8  | 20:35.416 |
| 11    | 1:45.535   | 24.099   | 49.139   | 32.297   | 194.5  | 22:23.086 | 11    | 1:46.031 | 24.657   | 49.669   | 31.705   | 210.5  | 22:21.447 |
| 12    | 2:18.022 P | 24.295   | 54.488   | 59.239   | 200.7  | 24:41.108 | 12    | 1:48.351 | 24.773   | 50.408   | 33.170   | 190.4  | 24:09.798 |
| 13    |            |          |          |          |        |           | 13    | 1:50.681 | 25.641   | 51.107   | 33.933   | 187.8  | 26:00.479 |

**45**

Gianni Morbidelli

Volkswagen Golf GTI TCR

**55**

Santiago Urrutia

Audi RS 3 LMS

WestCoast Racing

Team WRT

| Lap D | Time     | Sector 1 | Sector 2 | Sector 3 | T. Spd | Elapsed   | Lap D | Time     | Sector 1 | Sector 2 | Sector 3 | T. Spd | Elapsed   |
|-------|----------|----------|----------|----------|--------|-----------|-------|----------|----------|----------|----------|--------|-----------|
| 1     | 2:11.590 | 28.689   | 57.704   | 45.197   | 211.3  | 2:11.590  | 1     | 2:22.128 | 30.404   | 1:02.920 | 48.804   | 212.1  | 2:22.128  |
| 2     | 2:31.567 | 41.653   | 1:04.520 | 45.394   | 129.0  | 4:43.157  | 2     | 2:32.722 | 42.200   | 1:03.678 | 46.844   | 142.2  | 4:54.850  |
| 3     | 2:21.779 | 36.376   | 1:03.842 | 41.561   | 162.4  | 7:04.936  | 3     | 2:16.905 | 39.072   | 1:02.113 | 35.720   | 121.7  | 7:11.755  |
| 4     | 1:49.170 | 26.898   | 48.006   | 34.266   | 195.6  | 8:54.106  | 4     | 1:49.449 | 26.017   | 49.119   | 34.313   | 182.1  | 9:01.204  |
| 5     | 1:48.070 | 27.418   | 47.793   | 32.859   | 201.1  | 10:42.176 | 5     | 1:46.577 | 26.194   | 47.638   | 32.745   | 205.3  | 10:47.781 |
| 6     | 1:43.279 | 25.955   | 46.126   | 31.198   | 207.2  | 12:25.455 | 6     | 1:43.076 | 25.290   | 45.661   | 32.125   | 208.0  | 12:30.857 |
| 7     | 1:44.030 | 24.778   | 44.178   | 35.074   | 216.8  | 14:09.485 | 7     | 1:43.101 | 24.680   | 44.517   | 33.904   | 217.7  | 14:13.958 |
| 8     | 2:32.598 | 29.300   | 1:11.636 | 51.662   | 139.8  | 16:42.083 | 8     | 2:31.335 | 29.304   | 1:09.894 | 52.137   | 167.4  | 16:45.293 |
| 9     | 2:12.843 | 36.353   | 1:02.995 | 33.495   | 164.1  | 18:54.926 | 9     | 2:11.644 | 36.818   | 1:01.461 | 33.365   | 179.4  | 18:56.937 |
| 10    | 1:43.331 | 24.680   | 46.631   | 32.020   | 211.3  | 20:38.257 | 10    | 1:43.235 | 24.931   | 46.420   | 31.884   | 218.1  | 20:40.172 |
| 11    | 1:46.154 | 25.083   | 48.840   | 32.231   | 198.1  | 22:24.411 | 11    | 1:46.068 | 24.969   | 49.153   | 31.946   | 194.5  | 22:26.240 |
| 12    | 1:49.063 | 24.314   | 49.811   | 34.938   | 201.8  | 24:13.474 | 12    | 1:48.205 | 24.690   | 49.704   | 33.811   | 194.5  | 24:14.445 |
| 13    | 1:49.784 | 25.088   | 50.117   | 34.579   | 197.8  | 26:03.258 | 13    | 1:49.290 | 25.240   | 49.781   | 34.269   | 201.1  | 26:03.735 |





**Red Bull Ring**  
**TCR Europe**  
**Race - 2**  
**Lap Analysis**



62

Dušan Borković

Hyundai i30 N TCR

88

Maxime Potty

Volkswagen Golf GTI TCR

Target Competition

Team WRT

| Lap D | Time     | Sector 1 | Sector 2 | Sector 3 | T. Spd | Elapsed   | Lap D | Time     | Sector 1 | Sector 2 | Sector 3 | T. Spd | Elapsed   |
|-------|----------|----------|----------|----------|--------|-----------|-------|----------|----------|----------|----------|--------|-----------|
| 1     | 2:22.550 | 30.708   | 1:03.278 | 48.564   | 218.6  | 2:22.550  | 1     | 2:16.001 | 29.424   | 1:00.741 | 45.836   | 208.0  | 2:16.001  |
| 2     | 2:32.925 | 42.819   | 1:03.211 | 46.895   | 131.5  | 4:55.475  | 2     | 2:31.900 | 41.750   | 1:04.995 | 45.155   | 112.7  | 4:47.901  |
| 3     | 2:14.458 | 39.032   | 56.587   | 38.839   | 115.6  | 7:09.933  | 3     | 2:19.858 | 37.221   | 1:01.863 | 40.774   | 167.9  | 7:07.759  |
| 4     | 1:49.050 | 25.940   | 48.707   | 34.403   | 195.6  | 8:58.983  | 4     | 1:51.661 | 26.368   | 51.051   | 34.242   | 190.8  | 8:59.420  |
| 5     | 1:46.688 | 25.792   | 47.471   | 33.425   | 211.7  | 10:45.671 | 5     | 1:46.550 | 26.192   | 46.674   | 33.684   | 213.4  | 10:45.970 |
| 6     | 1:43.438 | 25.037   | 46.450   | 31.951   | 217.7  | 12:29.109 | 6     | 1:43.321 | 25.141   | 46.208   | 31.972   | 218.1  | 12:29.291 |
| 7     | 1:42.185 | 24.464   | 44.132   | 33.589   | 217.3  | 14:11.294 | 7     | 1:42.967 | 25.276   | 43.949   | 33.742   | 215.5  | 14:12.258 |
| 8     | 2:32.192 | 30.039   | 1:10.633 | 51.520   | 156.9  | 16:43.486 | 8     | 2:31.912 | 30.188   | 1:10.118 | 51.606   | 171.7  | 16:44.170 |
| 9     | 2:12.800 | 36.642   | 1:02.482 | 33.676   | 147.5  | 18:56.286 | 9     | 2:12.430 | 36.430   | 1:02.431 | 33.569   | 151.6  | 18:56.600 |
| 10    | 1:42.214 | 24.691   | 46.324   | 31.199   | 218.1  | 20:38.500 | 10    | 1:42.131 | 24.938   | 46.319   | 30.874   | 218.1  | 20:38.731 |
| 11    | 1:46.226 | 24.602   | 49.525   | 32.099   | 184.9  | 22:24.726 | 11    | 1:47.164 | 24.881   | 50.265   | 32.018   | 184.3  | 22:25.895 |
| 12    | 1:48.310 | 24.318   | 50.149   | 33.843   | 189.8  | 24:13.036 | 12    | 1:48.005 | 24.296   | 49.415   | 34.294   | 189.4  | 24:13.900 |
| 13    |          | 24.959   |          |          | 194.5  |           | 13    | 1:50.194 | 26.028   | 49.788   | 34.378   | 194.2  | 26:04.094 |

66

Gilles Colombani

Peugeot 308 TCR

111

Teddy Clairet

Peugeot 308 TCR

Team Clairet Sport

Team Clairet Sport

| Lap D | Time     | Sector 1 | Sector 2 | Sector 3 | T. Spd | Elapsed   | Lap D | Time     | Sector 1 | Sector 2 | Sector 3 | T. Spd | Elapsed   |
|-------|----------|----------|----------|----------|--------|-----------|-------|----------|----------|----------|----------|--------|-----------|
| 1     | 2:31.994 | 35.805   | 1:06.955 | 49.234   | 197.4  | 2:31.994  | 1     | 2:33.752 | 36.297   | 1:07.226 | 50.229   | 195.2  | 2:33.752  |
| 2     | 2:33.016 | 43.346   | 1:02.451 | 47.219   | 140.8  | 5:05.010  | 2     | 2:33.145 | 43.067   | 1:03.670 | 46.408   | 144.7  | 5:06.897  |
| 3     | 2:13.599 | 39.134   | 57.417   | 37.048   | 89.6   | 7:18.609  | 3     | 2:11.960 | 39.558   | 56.498   | 35.904   | 108.2  | 7:18.857  |
| 4     | 1:59.711 | 32.111   | 50.944   | 36.656   | 192.8  | 9:18.320  | 4     | 1:50.448 | 26.454   | 47.938   | 36.056   | 187.8  | 9:09.305  |
| 5     | 1:53.517 | 27.829   | 50.563   | 35.125   | 189.8  | 11:11.837 | 5     | 1:44.867 | 25.816   | 46.567   | 32.484   | 194.9  | 10:54.172 |
| 6     | 1:48.462 | 26.201   | 48.265   | 33.996   | 193.5  | 13:00.299 | 6     | 1:42.646 | 25.506   | 45.346   | 31.794   | 213.8  | 12:36.818 |
| 7     | 1:49.428 | 26.921   | 49.038   | 33.469   | 198.5  | 14:49.727 | 7     | 1:46.124 | 24.946   | 44.931   | 36.247   | 216.4  | 14:22.942 |
| 8     | 2:10.469 | 26.486   | 48.099   | 55.884   | 201.8  | 17:00.196 | 8     | 2:32.345 | 30.343   | 1:07.380 | 54.622   | 144.7  | 16:55.287 |
| 9     | 2:03.882 | 36.045   | 55.128   | 32.709   | 138.2  | 19:04.078 | 9     | 2:05.793 | 36.789   | 56.490   | 32.514   | 164.6  | 19:01.080 |
| 10    | 1:48.761 | 25.473   | 50.606   | 32.682   | 192.5  | 20:52.839 | 10    | 1:43.649 | 24.992   | 47.142   | 31.515   | 208.0  | 20:44.729 |
| 11    | 1:50.999 | 25.366   | 51.531   | 34.102   | 189.8  | 22:43.838 | 11    | 1:47.658 | 25.216   | 49.264   | 33.178   | 189.4  | 22:32.387 |
| 12    | 1:53.223 | 25.482   | 52.706   | 35.035   | 186.2  | 24:37.061 | 12    | 1:49.047 | 24.924   | 50.032   | 34.091   | 187.5  | 24:21.434 |
| 13    | 2:00.590 | 26.758   | 51.689   | 42.143   | 183.9  | 26:37.651 | 13    | 1:51.427 | 26.884   | 50.293   | 34.250   | 184.9  | 26:12.861 |

70

Mat'o Homola

Hyundai i30 N TCR

112

Jimmy Clairet

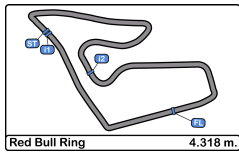
Peugeot 308 TCR

Target Competition

Team Clairet Sport

| Lap D | Time     | Sector 1 | Sector 2 | Sector 3 | T. Spd | Elapsed   | Lap D | Time     | Sector 1 | Sector 2 | Sector 3 | T. Spd | Elapsed   |
|-------|----------|----------|----------|----------|--------|-----------|-------|----------|----------|----------|----------|--------|-----------|
| 1     | 2:21.157 | 30.214   | 1:02.904 | 48.039   | 206.8  | 2:21.157  | 1     | 2:29.644 | 34.937   | 1:05.871 | 48.836   | 196.0  | 2:29.644  |
| 2     | 2:31.627 | 41.310   | 1:04.328 | 45.989   | 144.1  | 4:52.784  | 2     | 2:33.557 | 43.627   | 1:02.124 | 47.806   | 148.9  | 5:03.201  |
| 3     | 2:16.492 | 38.497   | 58.543   | 39.452   | 154.2  | 7:09.276  | 3     | 2:11.116 | 39.059   | 57.204   | 34.853   | 105.1  | 7:14.317  |
| 4     | 1:48.241 | 25.994   | 48.269   | 33.978   | 196.3  | 8:57.517  | 4     | 1:48.576 | 26.322   | 47.929   | 34.325   | 203.0  | 9:02.893  |
| 5     | 1:47.203 | 26.663   | 47.159   | 33.381   | 201.1  | 10:44.720 | 5     | 1:46.726 | 26.312   | 47.149   | 33.265   | 203.0  | 10:49.619 |
| 6     | 1:43.325 | 25.286   | 46.171   | 31.868   | 214.7  | 12:28.045 | 6     | 1:44.208 | 25.940   | 45.841   | 32.427   | 205.7  | 12:33.827 |
| 7     | 1:42.859 | 24.418   | 44.436   | 34.005   | 218.6  | 14:10.904 | 7     | 1:45.813 | 25.696   | 44.916   | 35.201   | 212.5  | 14:19.640 |
| 8     | 2:32.253 | 29.888   | 1:10.700 | 51.665   | 150.8  | 16:43.157 | 8     | 2:31.964 | 29.953   | 1:07.768 | 54.243   | 184.9  | 16:51.604 |
| 9     | 2:12.477 | 36.426   | 1:02.624 | 33.427   | 148.7  | 18:55.634 | 9     | 2:08.213 | 36.183   | 58.386   | 33.644   | 173.6  | 18:59.817 |
| 10    | 1:42.478 | 24.513   | 46.736   | 31.229   | 214.7  | 20:38.112 | 10    | 1:44.163 | 25.350   | 47.074   | 31.739   | 207.6  | 20:43.980 |
| 11    | 1:47.060 | 25.251   | 49.840   | 31.969   | 177.9  | 22:25.172 | 11    | 1:47.504 | 25.307   | 49.490   | 32.707   | 198.1  | 22:31.484 |
| 12    | 1:48.939 | 24.396   | 50.607   | 33.936   | 188.4  | 24:14.111 | 12    | 1:49.667 | 25.276   | 49.853   | 34.538   | 202.2  | 24:21.151 |
| 13    | 1:49.440 | 25.141   | 50.026   | 34.273   | 199.6  | 26:03.551 | 13    | 1:49.861 | 25.967   | 49.619   | 34.275   | 188.4  | 26:11.012 |





**Red Bull Ring**  
**TCR Europe**  
**Race - 2**  
**Lap Analysis**



**123**

Daniel Lloyd

Honda Civic Type R FK7 TCR

Brutal Fish Racing Team

| Lap | D | Time       | Sector 1 | Sector 2 | Sector 3 | T. Spd | Elapsed   |
|-----|---|------------|----------|----------|----------|--------|-----------|
| 1   |   | 2:14.047   | 29.272   | 59.050   | 45.725   | 214.2  | 2:14.047  |
| 2   |   | 2:32.050   | 41.363   | 1:04.741 | 45.946   | 133.8  | 4:46.097  |
| 3   |   | 2:19.296   | 35.397   | 1:03.425 | 40.474   | 119.4  | 7:05.393  |
| 4   |   | 1:52.582   | 26.608   | 51.995   | 33.979   | 184.9  | 8:57.975  |
| 5   |   | 1:46.365   | 26.293   | 47.493   | 32.579   | 212.5  | 10:44.340 |
| 6   |   | 1:58.328 P | 25.666   |          | 2:30.907 | 209.3  | 12:42.668 |
| 7   |   | 1:59.717   | 40.817   | 45.992   | 32.908   | 208.0  | 14:42.385 |
| 8   |   | 2:16.175   | 27.321   | 53.106   | 55.748   | 207.6  | 16:58.560 |
| 9   |   | 2:04.819   | 36.458   | 55.647   | 32.714   | 151.2  | 19:03.379 |
| 10  |   | 1:42.936   | 25.156   | 46.749   | 31.031   | 212.1  | 20:46.315 |
| 11  |   | 1:47.679   | 24.927   | 49.955   | 32.797   | 187.8  | 22:33.994 |
| 12  |   | 1:48.597   | 24.921   | 49.710   | 33.966   | 189.1  | 24:22.591 |
| 13  |   | 1:51.589   | 26.026   | 50.229   | 35.334   | 184.6  | 26:14.180 |







**Red Bull Ring**  
**TCR Europe**  
**Race - 2**  
**Analysis by Lap**



| Num                     | Lap Time | Gap    | Num                     | Lap Time | Gap    | Num                     | Lap Time | Gap    | Num                     | Lap Time | Gap    | Num                     | Lap Time | Gap    |  |  |  |
|-------------------------|----------|--------|-------------------------|----------|--------|-------------------------|----------|--------|-------------------------|----------|--------|-------------------------|----------|--------|--|--|--|
| <b>Lap 1</b>            |          |        |                         |          |        |                         |          |        |                         |          |        |                         |          |        |  |  |  |
| 50                      | 2:10.100 |        | 70                      | 2:31.627 | 10.755 | 26                      | 2:10.442 | 10.942 | 30                      | 1:46.054 | 02.773 | 10                      | 1:44.185 | 11.951 |  |  |  |
| 45                      | 2:11.590 | 01.490 | 9                       | 2:32.048 | 11.473 | 66                      | 2:13.599 | 14.938 | 45                      | 1:48.070 | 02.990 | 112                     | 1:44.208 | 12.223 |  |  |  |
| 8                       | 2:12.587 | 02.487 | 55                      | 2:32.722 | 12.821 | 111                     | 2:11.960 | 15.186 | 34                      | 1:46.018 | 03.218 | 25                      | 1:44.205 | 12.877 |  |  |  |
| 123                     | 2:14.047 | 03.947 | 62                      | 2:32.925 | 13.446 | 24                      | 2:11.243 | 15.305 | 9                       | 1:45.438 | 04.697 | 26                      | 1:43.907 | 12.952 |  |  |  |
| 5                       | 2:14.637 | 04.537 | 19                      | 2:32.936 | 14.291 | 46                      | 2:10.445 | 15.695 | 16                      | 1:46.532 | 04.851 | 24                      | 1:42.231 | 13.576 |  |  |  |
| 3                       | 2:15.244 | 05.144 | 7                       | 2:32.532 | 15.578 | 12                      | 2:09.352 | 15.819 | 123                     | 1:46.365 | 05.154 | 111                     | 1:42.646 | 15.214 |  |  |  |
| 88                      | 2:16.001 | 05.901 | 23                      | 2:32.639 | 16.432 | <b>Num Lap Time Gap</b> |          |        | 70                      | 1:47.203 | 05.534 | 46                      | 1:44.481 | 18.701 |  |  |  |
| 30                      | 2:17.878 | 07.778 | 10                      | 2:32.566 | 17.287 | <b>Lap 4</b>            |          |        | 62                      | 1:46.688 | 06.485 | 123                     | 1:58.328 | 21.064 |  |  |  |
| 16                      | 2:18.408 | 08.308 | 25                      | 2:32.562 | 18.113 | 50                      | 1:48.421 |        | 88                      | 1:46.550 | 06.784 | 17                      | 1:45.130 | 23.118 |  |  |  |
| 34                      | 2:20.262 | 10.162 | 17                      | 2:32.597 | 19.134 | 45                      | 1:49.170 | 02.014 | 19                      | 1:46.437 | 07.411 | 16                      | 2:14.686 | 37.119 |  |  |  |
| 70                      | 2:21.157 | 11.057 | 112                     | 2:33.557 | 21.172 | 8                       | 1:49.476 | 02.424 | 23                      | 1:45.783 | 08.230 | 66                      | 1:48.462 | 38.695 |  |  |  |
| 9                       | 2:21.454 | 11.354 | 26                      | 2:33.219 | 22.142 | 5                       | 1:49.409 | 02.983 | 55                      | 1:46.577 | 08.595 | <b>Num Lap Time Gap</b> |          |        |  |  |  |
| 55                      | 2:22.128 | 12.028 | 66                      | 2:33.016 | 22.981 | 30                      | 1:47.520 | 03.813 | 7                       | 1:47.313 | 09.053 | <b>Lap 7</b>            |          |        |  |  |  |
| 62                      | 2:22.550 | 12.450 | 111                     | 2:33.145 | 24.868 | 34                      | 1:47.299 | 04.294 | 10                      | 1:47.404 | 10.184 | 50                      | 1:43.122 |        |  |  |  |
| 19                      | 2:23.384 | 13.284 | 24                      | 2:32.824 | 25.704 | 16                      | 1:48.863 | 05.413 | 112                     | 1:46.726 | 10.433 | 8                       | 1:43.057 | 01.161 |  |  |  |
| 7                       | 2:25.075 | 14.975 | 46                      | 2:33.271 | 26.892 | 70                      | 1:48.241 | 05.425 | 25                      | 1:47.703 | 11.090 | 5                       | 1:42.984 | 01.980 |  |  |  |
| 23                      | 2:25.822 | 15.722 | 12                      | 2:32.877 | 28.109 | 123                     | 1:52.582 | 05.883 | 12                      | 1:44.848 | 11.218 | 30                      | 1:43.400 | 03.254 |  |  |  |
| 10                      | 2:26.750 | 16.650 | <b>Num Lap Time Gap</b> |          |        | 9                       | 1:49.059 | 06.353 | 26                      | 1:46.537 | 11.463 | 34                      | 1:44.226 | 04.523 |  |  |  |
| 25                      | 2:27.580 | 17.480 | <b>Lap 3</b>            |          |        | 62                      | 1:49.050 | 06.891 | 24                      | 1:44.638 | 13.763 | 45                      | 1:44.030 | 04.759 |  |  |  |
| 17                      | 2:28.566 | 18.466 | 50                      | 2:21.642 |        | 88                      | 1:51.661 | 07.328 | 111                     | 1:44.867 | 14.986 | 9                       | 1:44.140 | 05.501 |  |  |  |
| 112                     | 2:29.644 | 19.544 | 45                      | 2:21.779 | 01.265 | 19                      | 1:49.962 | 08.068 | 46                      | 1:45.705 | 16.638 | 70                      | 1:42.859 | 06.178 |  |  |  |
| 26                      | 2:30.952 | 20.852 | 8                       | 2:20.871 | 01.369 | 7                       | 1:50.206 | 08.834 | 17                      | 1:48.649 | 20.406 | 62                      | 1:42.185 | 06.568 |  |  |  |
| 66                      | 2:31.994 | 21.894 | 123                     | 2:19.296 | 01.722 | 55                      | 1:49.449 | 09.112 | 66                      | 1:53.517 | 32.651 | 88                      | 1:42.967 | 07.532 |  |  |  |
| 111                     | 2:33.752 | 23.652 | 5                       | 2:18.871 | 01.995 | 23                      | 1:50.324 | 09.541 | <b>Num Lap Time Gap</b> |          |        | 55                      | 1:43.101 | 09.232 |  |  |  |
| 24                      | 2:34.909 | 24.809 | 3                       | 2:19.806 | 03.289 | 10                      | 1:49.745 | 09.874 | <b>Lap 6</b>            |          |        | 19                      | 1:42.459 | 09.764 |  |  |  |
| 46                      | 2:35.650 | 25.550 | 88                      | 2:19.858 | 04.088 | 25                      | 1:49.621 | 10.481 | 50                      | 1:42.418 |        | 12                      | 1:42.823 | 11.134 |  |  |  |
| 12                      | 2:37.261 | 27.161 | 30                      | 2:19.119 | 04.714 | 112                     | 1:48.576 | 10.801 | 8                       | 1:42.183 | 01.226 | 7                       | 1:44.590 | 12.463 |  |  |  |
| <b>Num Lap Time Gap</b> |          |        | 16                      | 2:18.454 | 04.971 | 26                      | 1:49.499 | 12.020 | 5                       | 1:42.495 | 02.118 | 10                      | 1:44.358 | 13.187 |  |  |  |
| <b>Lap 2</b>            |          |        | 34                      | 2:17.626 | 05.416 | 12                      | 1:46.066 | 13.464 | 30                      | 1:42.621 | 02.976 | 112                     | 1:45.813 | 14.914 |  |  |  |
| 50                      | 2:31.929 |        | 70                      | 2:16.492 | 05.605 | 24                      | 1:49.335 | 16.219 | 34                      | 1:42.619 | 03.419 | 25                      | 1:45.547 | 15.302 |  |  |  |
| 45                      | 2:31.567 | 01.128 | 9                       | 2:15.884 | 05.715 | 111                     | 1:50.448 | 17.213 | 45                      | 1:43.279 | 03.851 | 24                      | 1:46.012 | 16.466 |  |  |  |
| 8                       | 2:31.582 | 02.140 | 62                      | 2:14.458 | 06.262 | 46                      | 1:50.753 | 18.027 | 9                       | 1:42.204 | 04.483 | 26                      | 1:47.581 | 17.411 |  |  |  |
| 123                     | 2:32.050 | 04.068 | 19                      | 2:13.878 | 06.527 | 17                      | 1:57.472 | 18.851 | 70                      | 1:43.325 | 06.441 | 111                     | 1:46.124 | 18.216 |  |  |  |
| 5                       | 2:32.158 | 04.766 | 7                       | 2:13.113 | 07.049 | 66                      | 1:59.711 | 26.228 | 62                      | 1:43.438 | 07.505 | 46                      | 1:45.100 | 20.679 |  |  |  |
| 3                       | 2:31.910 | 05.125 | 23                      | 2:12.848 | 07.638 | 3                       | 2:12.088 | 26.956 | 88                      | 1:43.321 | 07.687 | 17                      | 1:48.974 | 28.970 |  |  |  |
| 88                      | 2:31.900 | 05.872 | 55                      | 2:16.905 | 08.084 | <b>Num Lap Time Gap</b> |          |        | 23                      | 1:42.882 | 08.694 | 123                     | 1:59.717 | 37.659 |  |  |  |
| 30                      | 2:31.388 | 07.237 | 10                      | 2:12.905 | 08.550 | <b>Lap 5</b>            |          |        | 55                      | 1:43.076 | 09.253 | 66                      | 1:49.428 | 45.001 |  |  |  |
| 16                      | 2:31.780 | 08.159 | 25                      | 2:12.810 | 09.281 | 50                      | 1:47.094 |        | 19                      | 1:45.434 | 10.427 |                         |          |        |  |  |  |
| 34                      | 2:31.199 | 09.432 | 17                      | 2:12.308 | 09.800 | 8                       | 1:46.131 | 01.461 | 7                       | 1:44.360 | 10.995 |                         |          |        |  |  |  |
|                         |          |        | 112                     | 2:11.116 | 10.646 | 5                       | 1:46.152 | 02.041 | 12                      | 1:42.633 | 11.433 |                         |          |        |  |  |  |





Red Bull Ring

TCR Europe

Race - 2

Analysis by Lap



| Num          | Lap Time | Gap    |
|--------------|----------|--------|
| <b>Lap 8</b> |          |        |
| 50           | 2:31.543 |        |
| 8            | 2:30.988 | 00.606 |
| 5            | 2:31.711 | 02.148 |
| 30           | 2:31.465 | 03.176 |
| 34           | 2:31.362 | 04.342 |
| 45           | 2:32.598 | 05.814 |
| 9            | 2:32.339 | 06.297 |
| 70           | 2:32.253 | 06.888 |
| 62           | 2:32.192 | 07.217 |
| 88           | 2:31.912 | 07.901 |
| 55           | 2:31.335 | 09.024 |
| 19           | 2:31.397 | 09.618 |
| 12           | 2:31.363 | 10.954 |
| 7            | 2:32.000 | 12.920 |
| 10           | 2:31.926 | 13.570 |
| 112          | 2:31.964 | 15.335 |
| 25           | 2:32.322 | 16.081 |
| 24           | 2:31.976 | 16.899 |
| 26           | 2:32.317 | 18.185 |
| 111          | 2:32.345 | 19.018 |
| 46           | 2:30.853 | 19.989 |
| 17           | 2:23.538 | 20.965 |
| 123          | 2:16.175 | 22.291 |
| 66           | 2:10.469 | 23.927 |
| Num          | Lap Time | Gap    |
| <b>Lap 9</b> |          |        |
| 50           | 2:16.677 |        |
| 8            | 2:16.397 | 00.326 |
| 5            | 2:15.788 | 01.259 |
| 30           | 2:15.321 | 01.820 |
| 34           | 2:14.224 | 01.889 |
| 45           | 2:12.843 | 01.980 |
| 9            | 2:12.834 | 02.454 |
| 70           | 2:12.477 | 02.688 |
| 62           | 2:12.800 | 03.340 |
| 88           | 2:12.430 | 03.654 |
| 55           | 2:11.644 | 03.991 |
| 19           | 2:11.244 | 04.185 |
| 12           | 2:10.054 | 04.331 |

| Num           | Lap Time | Gap    |
|---------------|----------|--------|
| 7             | 2:09.202 | 05.445 |
| 10            | 2:09.767 | 06.660 |
| 112           | 2:08.213 | 06.871 |
| 25            | 2:07.649 | 07.053 |
| 24            | 2:07.036 | 07.258 |
| 26            | 2:06.377 | 07.885 |
| 111           | 2:05.793 | 08.134 |
| 46            | 2:05.438 | 08.750 |
| 17            | 2:05.890 | 10.178 |
| 123           | 2:04.819 | 10.433 |
| 66            | 2:03.882 | 11.132 |
| Num           | Lap Time | Gap    |
| <b>Lap 10</b> |          |        |
| 50            | 1:42.470 |        |
| 8             | 1:43.140 | 00.996 |
| 30            | 1:42.183 | 01.533 |
| 34            | 1:42.716 | 02.135 |
| 5             | 1:43.767 | 02.556 |
| 9             | 1:42.577 | 02.561 |
| 70            | 1:42.478 | 02.696 |
| 45            | 1:43.331 | 02.841 |
| 62            | 1:42.214 | 03.084 |
| 88            | 1:42.131 | 03.315 |
| 12            | 1:42.386 | 04.247 |
| 55            | 1:43.235 | 04.756 |
| 19            | 1:43.195 | 04.910 |
| 7             | 1:42.817 | 05.792 |
| 10            | 1:43.696 | 07.886 |
| 112           | 1:44.163 | 08.564 |
| 25            | 1:44.138 | 08.721 |
| 24            | 1:44.186 | 08.974 |
| 111           | 1:43.649 | 09.313 |
| 26            | 1:44.015 | 09.430 |
| 46            | 1:43.541 | 09.821 |
| 123           | 1:42.936 | 10.899 |
| 17            | 1:46.064 | 13.772 |
| 66            | 1:48.761 | 17.423 |

| Num           | Lap Time | Gap    |
|---------------|----------|--------|
| <b>Lap 11</b> |          |        |
| 50            | 1:46.031 |        |
| 30            | 1:45.488 | 00.990 |
| 8             | 1:46.281 | 01.246 |
| 34            | 1:45.535 | 01.639 |
| 9             | 1:45.506 | 02.036 |
| 5             | 1:45.889 | 02.414 |
| 45            | 1:46.154 | 02.964 |
| 62            | 1:46.226 | 03.279 |
| 70            | 1:47.060 | 03.725 |
| 88            | 1:47.164 | 04.448 |
| 55            | 1:46.068 | 04.793 |
| 12            | 1:46.597 | 04.813 |
| 19            | 1:46.558 | 05.437 |
| 7             | 1:46.541 | 06.302 |
| 25            | 1:46.242 | 08.932 |
| 10            | 1:47.290 | 09.145 |
| 112           | 1:47.504 | 10.037 |
| 24            | 1:47.718 | 10.661 |
| 111           | 1:47.658 | 10.940 |
| 46            | 1:47.661 | 11.451 |
| 123           | 1:47.679 | 12.547 |
| 66            | 1:50.999 | 22.391 |
| 17            | 1:58.899 | 26.640 |
| Num           | Lap Time | Gap    |
| <b>Lap 12</b> |          |        |
| 30            | 1:46.848 |        |
| 50            | 1:48.351 | 00.513 |
| 8             | 1:47.230 | 00.638 |
| 5             | 1:46.849 | 01.425 |
| 9             | 1:48.351 | 02.549 |
| 62            | 1:48.310 | 03.751 |
| 45            | 1:49.063 | 04.189 |
| 12            | 1:47.453 | 04.428 |
| 88            | 1:48.005 | 04.615 |
| 70            | 1:48.939 | 04.826 |
| 55            | 1:48.205 | 05.160 |
| 19            | 1:48.021 | 05.620 |
| 7             | 1:48.037 | 06.501 |
| 25            | 1:48.446 | 09.540 |

| Num           | Lap Time | Gap    |
|---------------|----------|--------|
| 10            | 1:49.493 | 10.800 |
| 24            | 1:48.577 | 11.400 |
| 112           | 1:49.667 | 11.866 |
| 111           | 1:49.047 | 12.149 |
| 46            | 1:49.549 | 13.162 |
| 123           | 1:48.597 | 13.306 |
| 66            | 1:53.223 | 27.776 |
| 17            | 1:52.019 | 30.821 |
| 34            | 2:18.022 | 31.823 |
| Num           | Lap Time | Gap    |
| <b>Lap 13</b> |          |        |
| 8             | 1:48.886 |        |
| 9             | 1:48.180 | 01.205 |
| 50            | 1:50.681 | 01.670 |
| 5             | 1:51.032 | 02.933 |
| 12            | 1:48.247 | 03.151 |
| 45            | 1:49.784 | 04.449 |
| 70            | 1:49.440 | 04.742 |
| 55            | 1:49.290 | 04.926 |
| 88            | 1:50.194 | 05.285 |
| 19            | 1:49.541 | 05.637 |
| 7             | 1:49.748 | 06.725 |
| 25            | 1:51.617 | 11.633 |
| 24            | 1:50.015 | 11.891 |
| 112           | 1:49.861 | 12.203 |
| 10            | 1:51.939 | 13.215 |
| 111           | 1:51.427 | 14.052 |
| 123           | 1:51.589 | 15.371 |
| 46            | 1:54.018 | 17.656 |
| 17            | 1:56.055 | 37.352 |
| 66            | 2:00.590 | 38.842 |





Red Bull Ring

TCR Europe

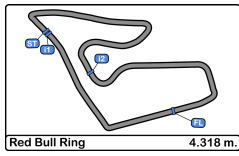
Race - 2

Best Sectors Results



| Sector - 1 |    |                   |        | Sector - 2 |                   |        |     | Sector - 3        |        |      |     | Ideal Lap vs Best Lap |           |          |      |
|------------|----|-------------------|--------|------------|-------------------|--------|-----|-------------------|--------|------|-----|-----------------------|-----------|----------|------|
| Clas       | Nº | Driver            | Time   | Nº         | Driver            | Time   | Nº  | Driver            | Time   | Clas | Nº  | Driver                | Ideal Lap | Best Lap | Clas |
| 1          | 34 | Stian Paulsen     | 24.099 | 34         | Stian Paulsen     | 43.837 | 88  | Maxime Potty      | 30.874 | 1    | 88  | Maxime Potty          | 1:39.119  | 1:42.131 | 1    |
| 2          | 12 | Nelson Panciatici | 24.287 | 88         | Maxime Potty      | 43.949 | 19  | Andreas Bäckman   | 30.983 | 2    | 34  | Stian Paulsen         | 1:39.507  | 1:42.619 | 12   |
| 3          | 88 | Maxime Potty      | 24.296 | 5          | Alex Morgan       | 43.957 | 50  | Tom Coronel       | 31.011 | 3    | 8   | Luca Engstler         | 1:39.545  | 1:42.183 | 2    |
| 4          | 45 | Gianni Morbidelli | 24.314 | 50         | Tom Coronel       | 44.087 | 123 | Daniel Lloyd      | 31.031 | 4    | 62  | Dušan Borković        | 1:39.649  | 1:42.185 | 4    |
| 5          | 9  | Josh Files        | 24.317 | 8          | Luca Engstler     | 44.093 | 12  | Nelson Panciatici | 31.035 | 5    | 12  | Nelson Panciatici     | 1:39.657  | 1:42.386 | 7    |
| 6          | 62 | Dušan Borković    | 24.318 | 30         | Luca Filippi      | 44.130 | 8   | Luca Engstler     | 31.063 | 6    | 45  | Gianni Morbidelli     | 1:39.690  | 1:43.279 | 18   |
| 7          | 8  | Luca Engstler     | 24.389 | 62         | Dušan Borković    | 44.132 | 45  | Gianni Morbidelli | 31.198 | 7    | 50  | Tom Coronel           | 1:39.745  | 1:42.418 | 8    |
| 8          | 70 | Mat'o Homola      | 24.396 | 45         | Gianni Morbidelli | 44.178 | 62  | Dušan Borković    | 31.199 | 8    | 19  | Andreas Bäckman       | 1:39.825  | 1:42.459 | 9    |
| 9          | 30 | Luca Filippi      | 24.407 | 19         | Andreas Bäckman   | 44.253 | 70  | Mat'o Homola      | 31.229 | 9    | 30  | Luca Filippi          | 1:40.012  | 1:42.183 | 3    |
| 10         | 7  | Aurélien Comte    | 24.537 | 12         | Nelson Panciatici | 44.335 | 26  | Jessica Bäckman   | 31.334 | 10   | 70  | Mat'o Homola          | 1:40.061  | 1:42.478 | 10   |
| 11         | 19 | Andreas Bäckman   | 24.589 | 70         | Mat'o Homola      | 44.436 | 7   | Aurélien Comte    | 31.368 | 11   | 5   | Alex Morgan           | 1:40.109  | 1:42.495 | 11   |
| 12         | 50 | Tom Coronel       | 24.647 | 55         | Santiago Urrutia  | 44.517 | 46  | Olli Kangas       | 31.463 | 12   | 9   | Josh Files            | 1:41.058  | 1:42.204 | 5    |
| 13         | 5  | Alex Morgan       | 24.655 | 10         | Viktor Davidovski | 44.548 | 30  | Luca Filippi      | 31.475 | 13   | 55  | Santiago Urrutia      | 1:41.081  | 1:43.076 | 17   |
| 14         | 55 | Santiago Urrutia  | 24.680 | 112        | Jimmy Claret      | 44.916 | 5   | Alex Morgan       | 31.497 | 14   | 7   | Aurélien Comte        | 1:41.120  | 1:42.817 | 14   |
| 15         | 46 | Olli Kangas       | 24.695 | 111        | Teddy Claret      | 44.931 | 24  | Julien Briché     | 31.505 | 15   | 24  | Julien Briché         | 1:41.270  | 1:42.231 | 6    |
| 16         | 25 | Natan Bihel       | 24.775 | 24         | Julien Briché     | 44.944 | 111 | Teddy Claret      | 31.515 | 16   | 111 | Teddy Claret          | 1:41.370  | 1:42.646 | 13   |
| 17         | 24 | Julien Briché     | 24.821 | 25         | Natan Bihel       | 45.035 | 34  | Stian Paulsen     | 31.571 | 17   | 10  | Viktor Davidovski     | 1:41.421  | 1:43.696 | 20   |
| 18         | 26 | Jessica Bäckman   | 24.872 | 9          | Josh Files        | 45.104 | 9   | Josh Files        | 31.637 | 18   | 25  | Natan Bihel           | 1:41.570  | 1:44.138 | 22   |
| 19         | 12 | Daniel Lloyd      | 24.921 | 7          | Aurélien Comte    | 45.215 | 112 | Jimmy Claret      | 31.739 | 19   | 112 | Jimmy Claret          | 1:41.931  | 1:44.163 | 23   |
| 20         | 11 | Teddy Claret      | 24.924 | 26         | Jessica Bäckman   | 45.815 | 25  | Natan Bihel       | 31.760 | 20   | 123 | Daniel Lloyd          | 1:41.944  | 1:42.936 | 16   |
| 21         | 10 | Viktor Davidovski | 24.954 | 46         | Olli Kangas       | 45.878 | 55  | Santiago Urrutia  | 31.884 | 21   | 26  | Jessica Bäckman       | 1:42.021  | 1:43.907 | 21   |
| 22         | 23 | Tamás Tenke       | 25.042 | 23         | Tamás Tenke       | 45.893 | 10  | Viktor Davidovski | 31.919 | 22   | 46  | Olli Kangas           | 1:42.036  | 1:43.541 | 19   |
| 23         | 17 | Martin Ryba       | 25.094 | 123        | Daniel Lloyd      | 45.992 | 23  | Tamás Tenke       | 31.947 | 23   | 23  | Tamás Tenke           | 1:42.882  | 1:42.882 | 15   |
| 24         | 11 | Jimmy Claret      | 25.276 | 16         | Gilles Magnus     | 47.004 | 17  | Martin Ryba       | 31.982 | 24   | 17  | Martin Ryba           | 1:44.302  | 1:45.130 | 24   |
| 25         | 66 | Gilles Colombani  | 25.366 | 17         | Martin Ryba       | 47.226 | 66  | Gilles Colombani  | 32.682 | 25   | 66  | Gilles Colombani      | 1:46.147  | 1:48.462 | 26   |
| 26         | 16 | Gilles Magnus     | 26.017 | 66         | Gilles Colombani  | 48.099 | 16  | Gilles Magnus     | 33.346 | 26   | 16  | Gilles Magnus         | 1:46.367  | 1:46.532 | 25   |
| 27         | 3  | Davit Kajaia      | 26.765 | 3          | Davit Kajaia      | 53.130 | 3   | Davit Kajaia      | 40.448 | 27   | 3   | Davit Kajaia          | 2:00.343  | 2:12.088 | 27   |





Red Bull Ring  
TCR Europe  
Race - 2  
Leader Sequence



| N° | Driver        | Nat | Team                  | Nat | Vehicle                    | Start Lap | End Lap | Laps | Total Laps |
|----|---------------|-----|-----------------------|-----|----------------------------|-----------|---------|------|------------|
| 50 | Tom Coronel   | NED | Boutsen Ginion Racing | NED | Honda Civic Type R FK7 TCR | 1         | 11      | 11   | 11         |
| 30 | Luca Filippi  | ITA | BRC Racing Team       | ITA | Hyundai i30 N TCR          | 12        | 12      | 1    | 1          |
| 8  | Luca Engstler | GER | M1RA Motorsport       | GER | Hyundai i30 N TCR          | 13        | 13      | 1    | 1          |





Red Bull Ring

TCR Europe

Race - 2

Best 5 Lap Times



| Cls | N°  | Driver             | Nat | Team                    | Nat | Vehicle                    | Best 1   |     | Best 2   |     | Best 3   |     | Best 4   |     | Best 5   |     |
|-----|-----|--------------------|-----|-------------------------|-----|----------------------------|----------|-----|----------|-----|----------|-----|----------|-----|----------|-----|
|     |     |                    |     |                         |     |                            | Time     | Lap | Time     | Lap | Time     | Lap | Time     | Lap | Time     | Lap |
| 1   | 88  | Maxime Potty       | BEL | Team WRT                | BEL | Volkswagen Golf GTI TCR    | 1:42.131 | 10  | 1:42.967 | 7   | 1:43.321 | 6   | 1:46.550 | 5   | 1:47.164 | 11  |
| 2   | 8   | Luca Engstler      | GER | M1RA Motorsport         | GER | Hyundai i30 N TCR          | 1:42.183 | 6   | 1:43.057 | 7   | 1:43.140 | 10  | 1:46.131 | 5   | 1:46.281 | 11  |
| 3   | 30  | Luca Filippi       | ITA | BRC Racing Team         | ITA | Hyundai i30 N TCR          | 1:42.183 | 10  | 1:42.621 | 6   | 1:43.400 | 7   | 1:45.488 | 11  | 1:46.054 | 5   |
| 4   | 62  | Dušan Borković     | SRB | Target Competition      | SRB | Hyundai i30 N TCR          | 1:42.185 | 7   | 1:42.214 | 10  | 1:43.438 | 6   | 1:46.226 | 11  | 1:46.688 | 5   |
| 5   | 9   | Josh Files         | GBR | Target Competition      | GBR | Hyundai i30 N TCR          | 1:42.204 | 6   | 1:42.577 | 10  | 1:44.140 | 7   | 1:45.438 | 5   | 1:45.506 | 11  |
| 6   | 24  | Julien Briché      | FRA | JSB Compétition         | FRA | Peugeot 308 TCR            | 1:42.231 | 6   | 1:44.186 | 10  | 1:44.638 | 5   | 1:46.012 | 7   | 1:47.718 | 11  |
| 7   | 12  | Nelson Panciatichi | FRA | M Racing                | FRA | Hyundai i30 N TCR          | 1:42.386 | 10  | 1:42.633 | 6   | 1:42.823 | 7   | 1:44.848 | 5   | 1:46.066 | 4   |
| 8   | 50  | Tom Coronel        | NED | Boutsen Ginion Racing   | NED | Honda Civic Type R FK7 TCR | 1:42.418 | 6   | 1:42.470 | 10  | 1:43.122 | 7   | 1:46.031 | 11  | 1:47.094 | 5   |
| 9   | 19  | Andreas Bäckman    | SW  | Target Competition      | SW  | Hyundai i30 N TCR          | 1:42.459 | 7   | 1:43.195 | 10  | 1:45.434 | 6   | 1:46.437 | 5   | 1:46.558 | 11  |
| 10  | 70  | Mat'o Homola       | SVK | Target Competition      | SVK | Hyundai i30 N TCR          | 1:42.478 | 10  | 1:42.859 | 7   | 1:43.325 | 6   | 1:47.060 | 11  | 1:47.203 | 5   |
| 11  | 5   | Alex Morgan        | GBR | Wolf-Power Racing       | GBR | CUPRA TCR                  | 1:42.495 | 6   | 1:42.984 | 7   | 1:43.767 | 10  | 1:45.889 | 11  | 1:46.152 | 5   |
| 12  | 34  | Stian Paulsen      | NOR | Stian Paulsen Racing    | NOR | CUPRA TCR                  | 1:42.619 | 6   | 1:42.716 | 10  | 1:44.226 | 7   | 1:45.535 | 11  | 1:46.018 | 5   |
| 13  | 111 | Teddy Clairet      | FRA | Team Clairet Sport      | FRA | Peugeot 308 TCR            | 1:42.646 | 6   | 1:43.649 | 10  | 1:44.867 | 5   | 1:46.124 | 7   | 1:47.658 | 11  |
| 14  | 7   | Aurélien Comte     | FRA | DG Sport Compétition    | FRA | Peugeot 308 TCR            | 1:42.817 | 10  | 1:44.360 | 6   | 1:44.590 | 7   | 1:46.541 | 11  | 1:47.313 | 5   |
| 15  | 23  | Tamás Tenke        | HUN | Zengő Motorsport        | HUN | CUPRA TCR                  | 1:42.882 | 6   | 1:45.783 | 5   | 1:50.324 | 4   | 2:12.848 | 3   | 2:25.822 | 1   |
| 16  | 123 | Daniel Lloyd       | GBR | Brutal Fish Racing Team | GBR | Honda Civic Type R FK7 TCR | 1:42.936 | 10  | 1:46.365 | 5   | 1:47.679 | 11  | 1:48.597 | 12  | 1:51.589 | 13  |
| 17  | 55  | Santiago Urrutia   | URU | Team WRT                | URU | Audi RS 3 LMS              | 1:43.076 | 6   | 1:43.101 | 7   | 1:43.235 | 10  | 1:46.068 | 11  | 1:46.577 | 5   |
| 18  | 45  | Gianni Morbidelli  | ITA | WestCoast Racing        | ITA | Volkswagen Golf GTI TCR    | 1:43.279 | 6   | 1:43.331 | 10  | 1:44.030 | 7   | 1:46.154 | 11  | 1:48.070 | 5   |
| 19  | 46  | Olli Kangas        | FIN | WestCoast Racing        | FIN | Volkswagen Golf GTI TCR    | 1:43.541 | 10  | 1:44.481 | 6   | 1:45.100 | 7   | 1:45.705 | 5   | 1:47.661 | 11  |
| 20  | 10  | Viktor Davidovski  | MKD | PSS Racing Team         | MKD | Honda Civic Type R FK7 TCR | 1:43.696 | 10  | 1:44.185 | 6   | 1:44.358 | 7   | 1:47.290 | 11  | 1:47.404 | 5   |
| 21  | 26  | Jessica Bäckman    | SW  | Target Competition      | SW  | Hyundai i30 N TCR          | 1:43.907 | 6   | 1:44.015 | 10  | 1:46.537 | 5   | 1:47.581 | 7   | 1:49.499 | 4   |
| 22  | 25  | Natan Bihel        | FRA | M Racing                | FRA | Hyundai i30 N TCR          | 1:44.138 | 10  | 1:44.205 | 6   | 1:45.547 | 7   | 1:46.242 | 11  | 1:47.703 | 5   |
| 23  | 112 | Jimmy Clairet      | FRA | Team Clairet Sport      | FRA | Peugeot 308 TCR            | 1:44.163 | 10  | 1:44.208 | 6   | 1:45.813 | 7   | 1:46.726 | 5   | 1:47.504 | 11  |
| 24  | 17  | Martin Ryba        | SVK | Brutal Fish Racing Team | SVK | Honda Civic Type R FK7 TCR | 1:45.130 | 6   | 1:46.064 | 10  | 1:48.649 | 5   | 1:48.974 | 7   | 1:52.019 | 12  |
| 25  | 16  | Gilles Magnus      | BEL | Comtoy Racing           | BEL | Audi RS 3 LMS              | 1:46.532 | 5   | 1:48.863 | 4   | 2:14.686 | 6   | 2:18.408 | 1   | 2:18.454 | 3   |
| 26  | 66  | Gilles Colombani   | FRA | Team Clairet Sport      | FRA | Peugeot 308 TCR            | 1:48.462 | 6   | 1:48.761 | 10  | 1:49.428 | 7   | 1:50.999 | 11  | 1:53.223 | 12  |
| 27  | 3   | Davit Kajaia       | GEO | PCR Sport with Georgia  | GEO | CUPRA TCR                  | 2:12.088 | 4   | 2:15.244 | 1   | 2:19.806 | 3   | 2:31.910 | 2   |          |     |





Red Bull Ring

TCR Europe

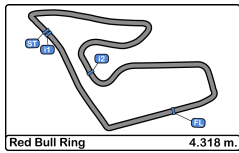
Race - 2

Best 5 Top Speeds



| Cls | N°  | Driver            | Nat | Team                    | Nat | Vehicle                    | Top 1 |     | Top 2 |     | Top 3 |     | Top 4 |     | Top 5 |     | Avg   |
|-----|-----|-------------------|-----|-------------------------|-----|----------------------------|-------|-----|-------|-----|-------|-----|-------|-----|-------|-----|-------|
|     |     |                   |     |                         |     |                            | Km/h  | Lap | Km/h  | Lap | Km/h  | Lap | Km/h  | Lap | Km/h  | Lap |       |
| 1   | 12  | Nelson Panciatici | FRA | M Racing                | FRA | Hyundai i30 N TCR          | 221.3 | 7   | 214.7 | 1   | 214.7 | 6   | 211.3 | 10  | 210.9 | 5   | 214.6 |
| 2   | 26  | Jessica Bäckman   | SW  | Target Competition      | SW  | Hyundai i30 N TCR          | 219.9 | 7   | 212.1 | 10  | 204.1 | 4   | 204.1 | 6   | 199.6 | 5   | 208.0 |
| 3   | 34  | Stian Paulsen     | NOR | Stian Paulsen Racing    | NOR | CUPRA TCR                  | 218.6 | 7   | 218.1 | 1   | 215.5 | 10  | 212.5 | 6   | 211.7 | 5   | 215.3 |
| 4   | 62  | Dušan Borković    | SRB | Target Competition      | SRB | Hyundai i30 N TCR          | 218.6 | 1   | 218.1 | 10  | 217.7 | 6   | 217.3 | 7   | 211.7 | 5   | 216.7 |
| 5   | 70  | Mat'o Homola      | SVK | Target Competition      | SVK | Hyundai i30 N TCR          | 218.6 | 7   | 214.7 | 6   | 214.7 | 10  | 206.8 | 1   | 201.1 | 5   | 211.2 |
| 6   | 19  | Andreas Bäckman   | SW  | Target Competition      | SW  | Hyundai i30 N TCR          | 218.1 | 7   | 216.4 | 1   | 214.2 | 6   | 211.3 | 10  | 206.1 | 5   | 213.2 |
| 7   | 30  | Luca Filippi      | ITA | BRC Racing Team         | ITA | Hyundai i30 N TCR          | 218.1 | 7   | 217.7 | 10  | 210.9 | 13  | 208.8 | 1   | 208.8 | 12  | 212.9 |
| 8   | 55  | Santiago Urrutia  | URU | Team WRT                | URU | Audi RS 3 LMS              | 218.1 | 10  | 217.7 | 7   | 212.1 | 1   | 208.0 | 6   | 205.3 | 5   | 212.3 |
| 9   | 88  | Maxime Potty      | BEL | Team WRT                | BEL | Volkswagen Golf GTI TCR    | 218.1 | 6   | 218.1 | 10  | 215.5 | 7   | 213.4 | 5   | 208.0 | 1   | 214.6 |
| 10  | 9   | Josh Files        | GBR | Target Competition      | GBR | Hyundai i30 N TCR          | 217.7 | 7   | 214.7 | 6   | 209.7 | 5   | 208.0 | 1   | 207.2 | 10  | 211.5 |
| 11  | 23  | Tamás Tenke       | HUN | Zengő Motorsport        | HUN | CUPRA TCR                  | 217.3 | 1   | 213.4 | 6   | 211.7 | 5   | 198.8 | 4   | 130.2 | 2   | 194.3 |
| 12  | 45  | Gianni Morbidelli | ITA | WestCoast Racing        | ITA | Volkswagen Golf GTI TCR    | 216.8 | 7   | 211.3 | 1   | 211.3 | 10  | 207.2 | 6   | 201.8 | 12  | 209.7 |
| 13  | 5   | Alex Morgan       | GBR | Wolf-Power Racing       | GBR | CUPRA TCR                  | 216.4 | 7   | 214.7 | 6   | 211.3 | 1   | 210.5 | 10  | 201.1 | 13  | 210.8 |
| 14  | 24  | Julien Briché     | FRA | JSB Compétition         | FRA | Peugeot 308 TCR            | 216.4 | 7   | 213.0 | 5   | 213.0 | 6   | 211.3 | 10  | 198.5 | 4   | 210.4 |
| 15  | 111 | Teddy Claret      | FRA | Team Claret Sport       | FRA | Peugeot 308 TCR            | 216.4 | 7   | 213.8 | 6   | 208.0 | 10  | 195.2 | 1   | 194.9 | 5   | 205.7 |
| 16  | 25  | Natan Bihel       | FRA | M Racing                | FRA | Hyundai i30 N TCR          | 216.0 | 7   | 214.2 | 10  | 210.9 | 12  | 209.3 | 6   | 202.2 | 13  | 210.5 |
| 17  | 3   | Davit Kajaia      | GEO | PCR Sport with Georgia  | GEO | CUPRA TCR                  | 215.5 | 1   | 180.3 | 4   | 153.1 | 3   | 129.3 | 2   |       |     | 169.6 |
| 18  | 10  | Viktor Davidovski | MKD | PSS Racing Team         | MKD | Honda Civic Type R FK7 TCR | 215.5 | 7   | 213.8 | 6   | 211.7 | 10  | 211.3 | 1   | 205.7 | 13  | 211.6 |
| 19  | 7   | Aurélien Comte    | FRA | DG Sport Compétition    | FRA | Peugeot 308 TCR            | 215.1 | 7   | 211.7 | 1   | 203.0 | 6   | 200.7 | 10  | 191.1 | 5   | 204.3 |
| 20  | 8   | Luca Engstler     | GER | M1RA Motorsport         | GER | Hyundai i30 N TCR          | 215.1 | 1   | 214.2 | 7   | 211.7 | 6   | 209.3 | 10  | 207.2 | 11  | 211.5 |
| 21  | 46  | Olli Kangas       | FIN | WestCoast Racing        | FIN | Volkswagen Golf GTI TCR    | 214.7 | 7   | 211.3 | 6   | 207.6 | 10  | 190.4 | 5   | 189.4 | 13  | 202.7 |
| 22  | 123 | Daniel Lloyd      | GBR | Brutal Fish Racing Team | GBR | Honda Civic Type R FK7 TCR | 214.2 | 1   | 212.5 | 5   | 212.1 | 10  | 209.3 | 6   | 208.0 | 7   | 211.2 |
| 23  | 16  | Gilles Magnus     | BEL | Comtoyou Racing         | BEL | Audi RS 3 LMS              | 213.4 | 1   | 199.6 | 5   | 197.4 | 6   | 193.5 | 4   | 165.8 | 3   | 193.9 |
| 24  | 112 | Jimmy Claret      | FRA | Team Claret Sport       | FRA | Peugeot 308 TCR            | 212.5 | 7   | 207.6 | 10  | 205.7 | 6   | 203.0 | 4   | 203.0 | 5   | 206.4 |
| 25  | 17  | Martin Ryba       | SVK | Brutal Fish Racing Team | SVK | Honda Civic Type R FK7 TCR | 211.3 | 6   | 209.3 | 7   | 206.5 | 1   | 200.0 | 8   | 189.8 | 12  | 203.3 |
| 26  | 50  | Tom Coronel       | NED | Boutsen Ginion Racing   | NED | Honda Civic Type R FK7 TCR | 211.3 | 7   | 210.5 | 11  | 210.1 | 1   | 209.7 | 6   | 208.8 | 10  | 210.1 |
| 27  | 66  | Gilles Colombani  | FRA | Team Claret Sport       | FRA | Peugeot 308 TCR            | 201.8 | 8   | 198.5 | 7   | 197.4 | 1   | 193.5 | 6   | 192.8 | 4   | 196.8 |





Red Bull Ring

TCR Europe

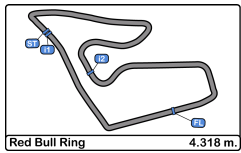
Race - 2

Fastest Laps Sequence



| Lap | Time of Day  | Session Time | Nº | Driver            | Nat | Team                  | Nat | Vehicle                    | Time     | Km/h  |
|-----|--------------|--------------|----|-------------------|-----|-----------------------|-----|----------------------------|----------|-------|
| 3   | 11:36:10.339 | 7:19.339     | 12 | Nelson Panciatici | FRA | M Racing              | FRA | Hyundai i30 N TCR          | 2:09.352 | 120.1 |
| 4   | 11:37:42.941 | 8:51.941     | 50 | Tom Coronel       | NED | Boutsen Ginion Racing | NED | Honda Civic Type R FK7 TCR | 1:48.421 | 143.3 |
| 4   | 11:37:46.754 | 8:55.754     | 30 | Luca Filippi      | ITA | BRC Racing Team       | ITA | Hyundai i30 N TCR          | 1:47.520 | 144.5 |
| 4   | 11:37:47.234 | 8:56.234     | 34 | Stian Paulsen     | NOR | Stian Paulsen Racing  | NOR | CUPRA TCR                  | 1:47.299 | 144.8 |
| 4   | 11:37:56.404 | 9:05.404     | 12 | Nelson Panciatici | FRA | M Racing              | FRA | Hyundai i30 N TCR          | 1:46.066 | 146.5 |
| 5   | 11:39:32.808 | 10:41.808    | 30 | Luca Filippi      | ITA | BRC Racing Team       | ITA | Hyundai i30 N TCR          | 1:46.054 | 146.5 |
| 5   | 11:39:33.252 | 10:42.252    | 34 | Stian Paulsen     | NOR | Stian Paulsen Racing  | NOR | CUPRA TCR                  | 1:46.018 | 146.6 |
| 5   | 11:39:34.732 | 10:43.732    | 9  | Josh Files        | GBR | Target Competition    | GBR | Hyundai i30 N TCR          | 1:45.438 | 147.4 |
| 5   | 11:39:41.252 | 10:50.252    | 12 | Nelson Panciatici | FRA | M Racing              | FRA | Hyundai i30 N TCR          | 1:44.848 | 148.2 |
| 5   | 11:39:43.798 | 10:52.798    | 24 | Julien Briché     | FRA | JSB Compétition       | FRA | Peugeot 308 TCR            | 1:44.638 | 148.5 |
| 6   | 11:41:12.452 | 12:21.452    | 50 | Tom Coronel       | NED | Boutsen Ginion Racing | NED | Honda Civic Type R FK7 TCR | 1:42.418 | 151.7 |
| 6   | 11:41:13.679 | 12:22.679    | 8  | Luca Engstler     | GER | M1RA Motorsport       | GER | Hyundai i30 N TCR          | 1:42.183 | 152.1 |
| 10  | 11:49:29.580 | 20:38.580    | 88 | Maxime Potty      | BEL | Team WRT              | BEL | Volkswagen Golf GTI TCR    | 1:42.131 | 152.2 |





Red Bull Ring

TCR Europe

Race - 2

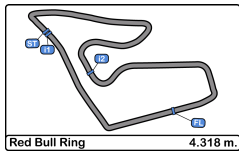
Event Best Maximum Speed



| N°  | Driver            | Nat | Team                    | Nat | Vehicle                    | Km/h  | Session           |
|-----|-------------------|-----|-------------------------|-----|----------------------------|-------|-------------------|
| 34  | Stian Paulsen     | NOR | Stian Paulsen Racing    | NOR | CUPRA TCR                  | 223.1 | Free Practice - 1 |
| 30  | Luca Filippi      | ITA | BRC Racing Team         | ITA | Hyundai i30 N TCR          | 222.6 | Free Practice - 1 |
| 55  | Santiago Urrutia  | URU | Team WRT                | URU | Audi RS 3 LMS              | 221.7 | Free Practice - 2 |
| 19  | Andreas Bäckma    | SWE | Target Competition      | SWE | Hyundai i30 N TCR          | 221.3 | Free Practice - 1 |
| 12  | Nelson Panciatici | FRA | M Racing                | FRA | Hyundai i30 N TCR          | 221.3 | Race - 2          |
| 5   | Alex Morgan       | GBR | Wolf-Power Racing       | GBR | CUPRA TCR                  | 220.8 | Free Practice - 1 |
| 23  | Tamás Tenke       | HUN | Zengő Motorsport        | HUN | CUPRA TCR                  | 220.8 | Race - 1          |
| 26  | Jessica Bäckman   | SWE | Target Competition      | SWE | Hyundai i30 N TCR          | 220.4 | Free Practice - 1 |
| 8   | Luca Engstler     | GER | M1RA Motorsport         | GER | Hyundai i30 N TCR          | 219.9 | Free Practice - 1 |
| 9   | Josh Files        | GBR | Target Competition      | GBR | Hyundai i30 N TCR          | 219.9 | Qualifying - 1    |
| 17  | Martin Ryba       | SVK | Brutal Fish Racing Team | SVK | Honda Civic Type R FK7 TCR | 219.9 | Race - 1          |
| 70  | Mat'o Homola      | SVK | Target Competition      | SVK | Hyundai i30 N TCR          | 219.9 | Race - 1          |
| 62  | Dušan Borković    | SRB | Target Competition      | SRB | Hyundai i30 N TCR          | 219.9 | Race - 1          |
| 27  | John Filippi      | FRA | Vuković Motorsport      | FRA | Renault Mégane RS TCR      | 219.5 | Qualifying - 1    |
| 45  | Gianni Morbidelli | ITA | WestCoast Racing        | ITA | Volkswagen Golf GTI TCR    | 219.5 | Race - 1          |
| 88  | Maxime Potty      | BEL | Team WRT                | BEL | Volkswagen Golf GTI TCR    | 219.0 | Free Practice - 1 |
| 3   | Davit Kajaia      | GEO | PCR Sport with Georgia  | GEO | CUPRA TCR                  | 219.0 | Free Practice - 1 |
| 112 | Jimmy Clairet     | FRA | Team Clairet Sport      | FRA | Peugeot 308 TCR            | 219.0 | Race - 1          |
| 10  | Viktor Davidovski | MKD | PSS Racing Team         | MKD | Honda Civic Type R FK7 TCR | 219.0 | Race - 1          |
| 99  | Dániel Nagy       | HUN | M1RA Motorsport         | HUN | Hyundai i30 N TCR          | 219.0 | Race - 1          |
| 16  | Gilles Magnus     | BEL | Comtoy Racing           | BEL | Audi RS 3 LMS              | 219.0 | Race - 1          |
| 50  | Tom Coronel       | NED | Boutsen Ginion Racing   | NED | Honda Civic Type R FK7 TCR | 218.6 | Race - 1          |
| 46  | Olli Kangas       | FIN | WestCoast Racing        | FIN | Volkswagen Golf GTI TCR    | 218.6 | Race - 1          |
| 25  | Natan Bihel       | FRA | M Racing                | FRA | Hyundai i30 N TCR          | 218.1 | Free Practice - 1 |
| 24  | Julien Briché     | FRA | JSB Compétition         | FRA | Peugeot 308 TCR            | 218.1 | Qualifying - 1    |
| 7   | Aurélien Comte    | FRA | DG Sport Compétition    | FRA | Peugeot 308 TCR            | 218.1 | Qualifying - 1    |
| 111 | Teddy Clairet     | FRA | Team Clairet Sport      | FRA | Peugeot 308 TCR            | 216.4 | Free Practice - 1 |
| 66  | Gilles Colombani  | FRA | Team Clairet Sport      | FRA | Peugeot 308 TCR            | 216.4 | Qualifying - 1    |
| 123 | Daniel Lloyd      | GBR | Brutal Fish Racing Team | GBR | Honda Civic Type R FK7 TCR | 216.4 | Race - 1          |







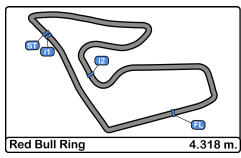
**Red Bull Ring**  
**TCR Europe**  
**Race - 2**  
**Lap Chart**



**LAP**

| Nr  | Pos | Grid | 1   | 2   | 3   | 4   | 5   | 6   | 7   | 8   | 9   | 10  | 11  | 12  | 13  |
|-----|-----|------|-----|-----|-----|-----|-----|-----|-----|-----|-----|-----|-----|-----|-----|
| 50  | 1   | 50   | 50  | 50  | 50  | 50  | 50  | 50  | 50  | 50  | 50  | 50  | 50  | 30  | 8   |
| 45  | 2   | 45   | 45  | 45  | 45  | 45  | 8   | 8   | 8   | 8   | 8   | 8   | 8   | 30  | 9   |
| 5   | 3   | 5    | 8   | 8   | 8   | 8   | 5   | 5   | 5   | 5   | 5   | 30  | 8   | 8   | 50  |
| 8   | 4   | 8    | 123 | 123 | 123 | 5   | 30  | 30  | 30  | 30  | 30  | 34  | 34  | 5   | 5   |
| 88  | 5   | 88   | 5   | 5   | 5   | 30  | 45  | 34  | 34  | 34  | 34  | 5   | 9   | 9   | 12  |
| 123 | 6   | 123  | 3   | 3   | 3   | 34  | 34  | 45  | 45  | 45  | 45  | 9   | 5   | 62  | 45  |
| 3   | 7   | 3    | 88  | 88  | 88  | 16  | 9   | 9   | 9   | 9   | 9   | 70  | 45  | 45  | 70  |
| 12  | 8   | 12   | 30  | 30  | 30  | 70  | 16  | 70  | 70  | 70  | 70  | 45  | 62  | 12  | 55  |
| 9   | 9   | 9    | 16  | 16  | 16  | 123 | 123 | 62  | 62  | 62  | 62  | 62  | 70  | 88  | 88  |
| 30  | 10  | 30   | 34  | 34  | 34  | 9   | 70  | 88  | 88  | 88  | 88  | 88  | 88  | 70  | 19  |
| 16  | 11  | 16   | 70  | 70  | 70  | 62  | 62  | 23  | 55  | 55  | 55  | 12  | 55  | 55  | 7   |
| 70  | 12  | 70   | 9   | 9   | 9   | 88  | 88  | 55  | 19  | 19  | 19  | 55  | 12  | 19  | 25  |
| 55  | 13  | 55   | 55  | 55  | 62  | 19  | 19  | 19  | 12  | 12  | 12  | 19  | 19  | 7   | 24  |
| 62  | 14  | 62   | 62  | 62  | 19  | 7   | 23  | 7   | 7   | 7   | 7   | 7   | 7   | 25  | 112 |
| 19  | 15  | 19   | 19  | 19  | 7   | 55  | 55  | 12  | 10  | 10  | 10  | 10  | 25  | 10  | 10  |
| 27  | 16  | 27   | 7   | 7   | 23  | 23  | 7   | 10  | 112 | 112 | 112 | 112 | 10  | 24  | 111 |
| 99  | 17  | 99   | 23  | 23  | 55  | 10  | 10  | 112 | 25  | 25  | 25  | 25  | 112 | 112 | 123 |
| 34  | 18  | 34   | 10  | 10  | 10  | 25  | 112 | 25  | 24  | 24  | 24  | 24  | 24  | 111 | 46  |
| 23  | 19  | 23   | 25  | 25  | 25  | 112 | 25  | 26  | 26  | 26  | 26  | 111 | 111 | 46  | 17  |
| 7   | 20  | 7    | 17  | 17  | 17  | 26  | 12  | 24  | 111 | 111 | 111 | 26  | 46  | 123 | 66  |
| 25  | 21  | 25   | 112 | 112 | 112 | 12  | 26  | 111 | 46  | 46  | 46  | 46  | 123 | 66  |     |
| 26  | 22  | 26   | 26  | 26  | 26  | 24  | 24  | 46  | 17  | 17  | 17  | 123 | 66  | 17  |     |
| 111 | 23  | 111  | 66  | 66  | 66  | 111 | 111 | 123 | 123 | 123 | 123 | 17  | 17  | 34  |     |
| 112 | 24  | 112  | 111 | 111 | 111 | 46  | 46  | 17  | 66  | 66  | 66  | 66  |     |     |     |
| 10  | 25  | 10   | 24  | 24  | 24  | 17  | 17  | 16  |     |     |     |     |     |     |     |
| 17  | 26  | 17   | 46  | 46  | 46  | 66  | 66  | 66  |     |     |     |     |     |     |     |
| 46  | 27  | 46   | 12  | 12  | 12  | 3   |     |     |     |     |     |     |     |     |     |
| 66  | 28  | 66   |     |     |     |     |     |     |     |     |     |     |     |     |     |
| 24  | 29  | 24   |     |     |     |     |     |     |     |     |     |     |     |     |     |

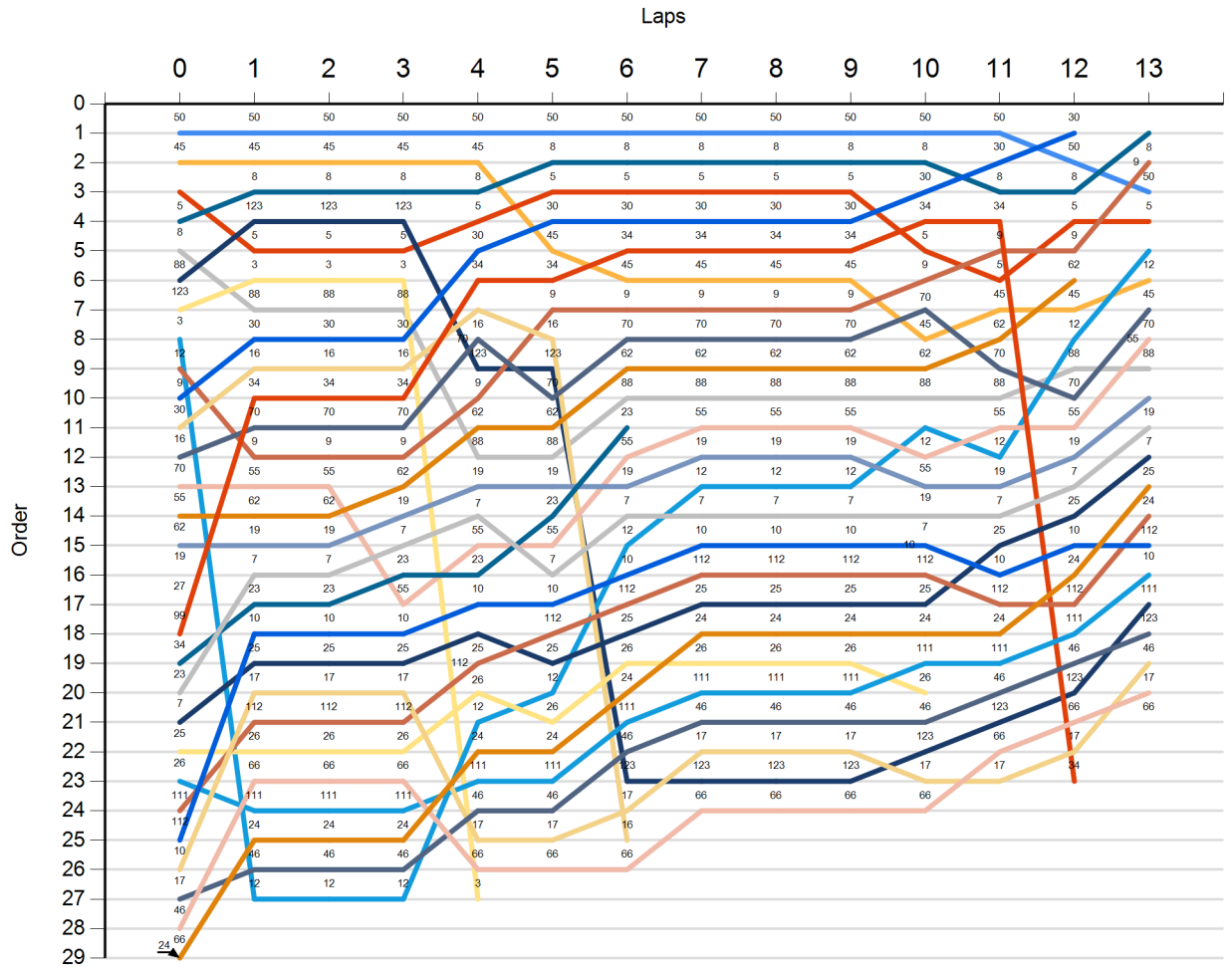


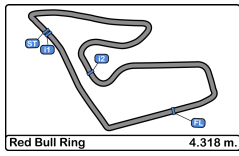


**Red Bull Ring**  
**TCR Europe**  
**Race - 2**  
**Graphic Lap Chart**



- 50
- 45
- 5
- 8
- 88
- 123
- 3
- 12
- 9
- 30
- 16
- 70
- 55
- 62
- 19
- 27
- 99
- 34
- 23
- 7
- 25
- 26
- 111
- 112
- 10
- 17
- 46
- 66
- 24





Red Bull Ring  
TCR Europe  
Race - 2  
Pit Stop Analysis



| N°  | In Day Time  | Driver       | Nat | Team                    | Nat | Vehicle                    | In Time   | Stop N° | Pit Time | Handicap | Penalty |
|-----|--------------|--------------|-----|-------------------------|-----|----------------------------|-----------|---------|----------|----------|---------|
| 123 | 11:41:28.940 | Daniel Lloyd | GBR | Brutal Fish Racing Team | GBR | Honda Civic Type R FK7 TCR | 12:38.092 | 1       | 21.740   |          |         |

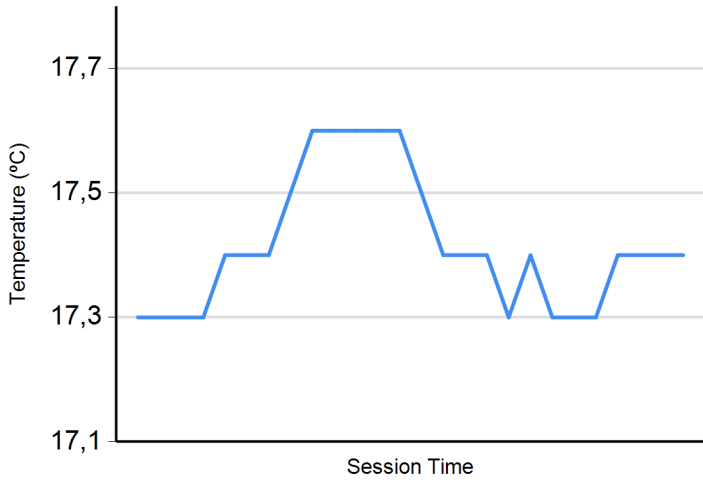




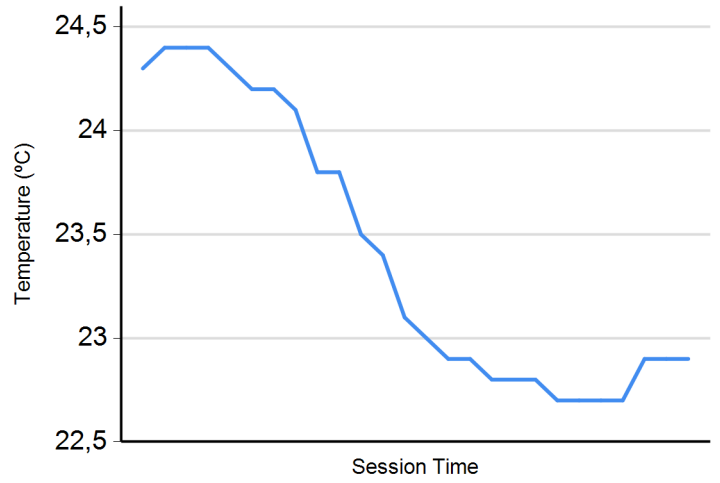
Red Bull Ring  
TCR Europe  
Race - 2  
Weather Report



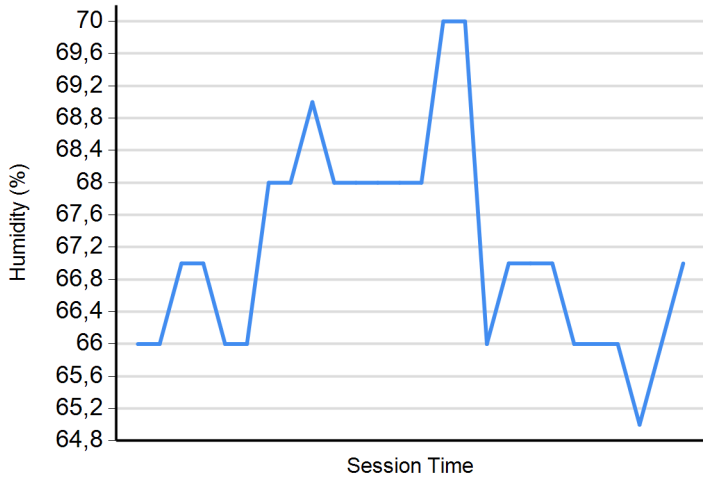
**Air Temperature**



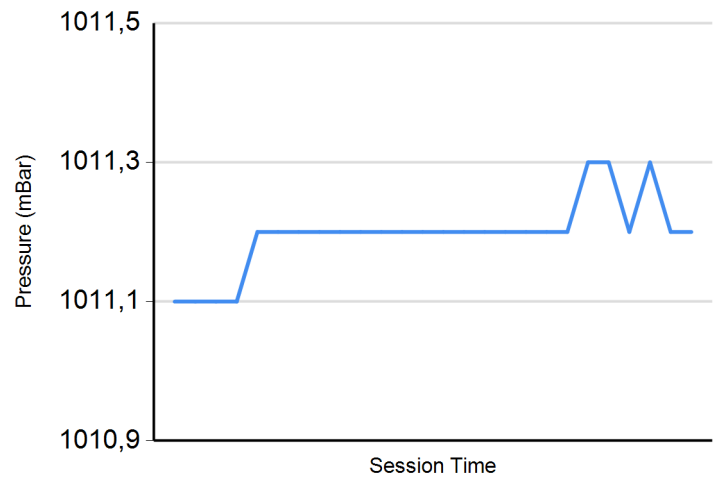
**Track Temperature**



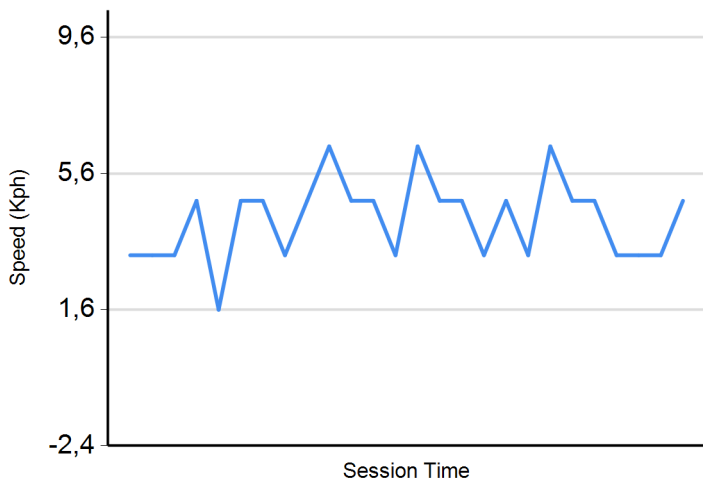
**Humidity**



**Pressure**



**Wind Speed**



**Wind direction**

North = 0°/360° Est = 90° South = 180° West = 270°

